

**MOLECULAR GENETIC ANALYSIS IN
HAZELNUT (*Corylus avellana*)**

**A Thesis Submitted to
the Graduate School of Engineering and Sciences of
İzmir Institute of Technology
in Partial Fulfillment of the Requirements for the Degree of**

**DOCTOR OF PHILOSOPHY
in Molecular Biology and Genetic**

**by
Süleyman Can ÖZTÜRK**

**November 2017
İZMİR**

We approve the thesis of **Süleyman Can ÖZTÜRK**

Examining Committee Members

Prof. Dr. Sami DOĞANLAR

Department of Molecular Biology and Genetics, Izmir Institute of Technology

Prof. Dr. Hülya İLBİ

Department of Horticulture, Ege University

Prof. Dr. Talat YALÇIN

Department of Chemistry, Izmir Institute of Technology

Assoc. Prof. Dr. Hüseyin Çağlar KARAKAYA

Department of Molecular Biology and Genetics, Izmir Institute of Technology

Assoc. Prof. Dr. Zeynel DALKILIÇ

Department of Horticulture, Adnan Menderes University

3 November 2017

Prof. Dr. Sami DOĞANLAR

Supervisor, Department of Molecular Biology and Genetics,
Izmir Institute of Technology

Prof. Dr. Volkan SEYRANTEPE

Head of Department of Molecular
Biology and Genetics

Prof. Dr. Aysun SOFUOĞLU

Dean of the Graduate School of
Engineering and Sciences

ACKNOWLEDGEMENTS

I would like to thank my supervisor Prof. Dr. Sami Doğanlar for giving me the opportunity to study in his research group, close interest, guidance and motivation. At the same time, I would like to thank to Prof. Dr. Anne Frary for her patience, understanding and endless support while analyzing data and writing this thesis and other manuscripts. Also I would like to thank Prof. Dr. Amy Frary for her support and I would like to thank my committee members for their suggestions and contributions.

I would like to thank Hazelnut Research Institute members Hüseyin İrfan Balık, Selda Kayalak Balık and Gökhan Kızılcı for their help in material collection, organization and giving valuable suggestions to me during studies. Also, I would like to thank Prof. Dr. Anita Solar for her partnership in this project. I want to express my thanks to Assoc. Prof. Jens Allmer and Mehmet Göktay for all kinds of support in bioinformatics.

I would like to thank to The Scientific and Technological Research Council of Turkey (TUBITAK) (212T201) and Izmir Institute of Technology Scientific Research Project, (BAP-2016IYTE71) for financial support of the project.

I also would like to express my thankfulness to the friends with whom I have worked in the Plant Molecular Genetics Lab for their kindness and help. I express special thanks to Neslihan Tek Eken and Nergiz Gürbüz. Also I express another special thanks to Deniz Selin Şimşek, Filiz Başer and İlke Ökmen and Merve Şare. I would like to thank Şurhan Göl Öztürk, Özgür Öztürk, Murat Delman, İsmail Akçok, Fatma Necmiye Kacı, Mazen Abuzayed, Veysel Bay and Selçuk Özdemir for their friendship in my hard times.

Also I would like to thank İbrahim Çelik for his friendship starting with Kadırğa palace since 2006. All best wishes to his family. I have learnt many things from this angry but big-hearted guy. Cenk Dağlıoğlu, the man who always makes the best. He is a lighthouse for everyone in MBG department. One day, he will be on the top list of biochemistry. Thanks for everything. I would like to thank my football team for helping me to recover my physical condition again after my surgeries. All of these students are angels from the sky.

Privately, I would like to thank ‘all’ my family members.

Finally, there is always a woman behind every successful man. I would like to say ‘love you’ to Saniye Elvan Öztürk because of her presence in my life. I would like to thank Elif Azra Öztürk for everything since you are one of our family.

ABSTRACT

MOLECULAR GENETIC ANALYSIS IN HAZELNUT (*Corylus avellana*)

European hazelnut (*Corylus avellana* L.), cultivated in several areas of the world including Europe, Anatolia, and the USA, is an economically important nut crop due to its high mineral, oleic acid, amino acid, and phenolic compound content and pleasant flavor. This study examined molecular genetic diversity and population structure of both Slovenian and Turkish hazelnuts. In the first part of the work, genetic diversity of 54 wild accessions and 48 cultivars from the Slovenian national hazelnut collection was determined using amplified fragment length polymorphism (AFLP) and simple sequence repeat (SSR) markers. The accessions were also characterized for ten nut and seven kernel traits and some wild accessions were shown to have breeding potential. An association mapping panel composed of 64 hazelnut cultivars and wild accessions had considerable variation for the nut and kernel quality traits. Morphological and molecular data were associated to identify markers controlling the traits. In all, 49 SSR markers were significantly associated with nut and kernel traits [$P < 0.0001$ and LD value (r^2) = 0.15–0.50]. This work is the first use of association mapping in hazelnut and has identified molecular markers associated with important quality parameters in this important nut crop. In the second part of the work, 402 Turkish hazelnut accessions were screened with 30 SSR markers. The data obtained from this screen allowed selection of a national core collection of hazelnut. This core collection represents a maximum of genetic diversity in a minimum number of individuals. Turkish cultivar ‘Tombul’ was sequenced using next generation sequencing technology and new SSR markers were developed. It was found that seven SSR markers were sufficient to discriminate Turkish hazelnut cultivars from each other. This study provides molecular information for marker-assisted selection in hazelnut and gives new insight to discover the genetic potential of hazelnut germplasm.

ÖZET

FINDIKTA (*Corylus avellana*) MOLEKÜLER GENETİK ANALİZLER

Avrupa, Anadolu ve ABD'yi de içeren dünyanın çeşitli yerlerinde yetişen Avrupa fındığı (*Corylus avellana* L.), yüksek mineral, oleik asit, amino asit ve fenolik bileşik içeriği ve hoş lezzeti nedeniyle ekonomik açıdan önemli bir fındık ürünüdür. Bu çalışmada, hem Sloven hem de Türk fındığının moleküler genetik çeşitliliği ve populasyon yapısı incelenmiştir. Çalışmanın ilk bölümünde Sloven ulusal fındık koleksiyonundan 54 yabancı aksesyonun ve 48 çeşidin genetik çeşitliliği ve populasyon yapısı çoğaltılmış fragment uzunluğu polimorfizmi (AFLP) ve basit dizi tekrarı (SSR) işaretleyicileri kullanılarak incelenmiştir. Aksesyonlar ayrıca on meyve ve yedi çekirdek özelliği açısından karakterize edilmiştir ve bazı yabancı aksesyonların ıslah potansiyeline sahip olduğu gösterildi. 64 fındık çeşidinden ve yabancı aksesyonlardan oluşan bir ilişkilendirme haritası paneli, meyve ve çekirdek kalite özellikleri açısından önemli farklılıklara sahiptir. Morfolojik ve moleküler veriler, özellikleri kontrol eden markörleri tanımlamak için ilişkilendirilmiştir. Toplamda 49 SSR markörü, meyve ve çekirdek özellikleriyle anlamlı derecede bulunmuştur [$P < 0.0001$ ve LD değeri (r^2) = 0.15-0.50]. Bu çalışma, fındıkta ilişkilendirme haritalamasının ilk kullanımı olup, bu önemli sert kabuklu bitkide önemli kalite parametreleriyle ilişkili moleküler markörler tespit edilmiştir. Çalışmanın ikinci bölümünde toplam 402 Türk fındığı aksesyonu, 30 SSR markörü ile taranmıştır. Bu çalışmadan elde edilen veriler, fındık için ulusal bir çekirdek koleksiyonunun seçimini sağlamıştır. Bu çekirdek koleksiyon az sayıda bireyde maksimum genetik çeşitliliğin olduğunu göstermiştir. Türk çeşidi 'Tombul', yeni nesil dizileme tekniği kullanılarak dizilendi ve yeni SSR işaretleri geliştirildi ve bunlardan yedi tanesi Türk fındık çeşitlerini birbirinden ayırmak için yeterliydi. Bu çalışma, fındıkta markör yardımcı seçim için moleküler bilgi sağlamaktadır ve fındık germplazmalarının genetik potansiyelini keşfetmek için yeni bilgiler vermektedir.

DOING WHAT YOU LIKE IS FREEDOM,

LIKING WHAT YOU DO IS HAPPINESS!

DEDICATED TO 'ALL' FAMILY MEMBERS

TABLE OF CONTENTS

| | |
|--|-----|
| LIST OF FIGURES..... | x |
| LIST OF TABLES..... | xii |
| CHAPTER 1. INTRODUCTION | 1 |
| 1.1. European Hazelnut (<i>Corylus avellana</i>) | 1 |
| 1.2. Hazelnut Production in Turkey and Slovenia | 1 |
| 1.3. Genome Sequencing in Plants | 2 |
| 1.4. Genetic Analysis with Molecular Markers in Hazelnut | 3 |
| 1.4.1. Simple Sequence Repeats | 4 |
| 1.4.2. Genetic Diversity of Hazelnut Germplasm | 4 |
| 1.4.3. Association Mapping..... | 6 |
| 1.4.4. Discrimination Analysis for Hazelnut..... | 7 |
| 1.5. Goals | 8 |
| CHAPTER 2. MATERIALS AND METHODS | 9 |
| 2.1. Materials | 9 |
| 2.1.1. Slovenian Hazelnut Germplasm Plant Materials | 9 |
| 2.1.2. Turkish Hazelnut Germplasm Plant Materials..... | 14 |
| 2.1.3. World Collection..... | 29 |
| 2.2. Methods | 31 |
| 2.2.1. DNA Extraction | 31 |
| 2.2.2. Molecular Marker Analysis | 31 |
| 2.2.2.1. AFLP Analysis of Slovenian Germplasm..... | 31 |
| 2.2.2.2. SSR Analysis of Slovenian Germplasm..... | 32 |
| 2.2.2.3. SSR Analysis of Turkish Germplasm..... | 32 |
| 2.2.3. Sequencing of ‘Tombul’ Cultivar..... | 33 |
| 2.2.3.1. Data Pre-Processing..... | 33 |
| 2.2.3.2. Sequence Assembly..... | 33 |
| 2.2.3.3. SSR Detection, Annotation and Primer Design..... | 34 |
| 2.2.3.4. Sequencing of SSR Loci..... | 34 |
| 2.2.3.5. Marker Analysis for Validation of Genomic SSR | |

| | |
|--|---------|
| Markers in World Collection..... | 35 |
| 2.2.3.6. Discrimination Analysis for Turkish Cultivars..... | 35 |
| 2.2.4. Molecular Genetic Diversity and Population Structure Analysis.. | 36 |
| 2.2.4.1 Slovenian Germplasm..... | 36 |
| 2.2.4.2 Turkish Germplasm and World Collection..... | 36 |
| 2.2.5. Core Set Selection of Turkish Germplasm | 37 |
| 2.2.6. Morphological Evaluation of Slovenian Germplasm..... | 37 |
| 2.2.7. Association Mapping..... | 38 |
| CHAPTER 3. RESULTS | 39 |
| 3.1. Molecular and Morphological Characterization of Slovenian Hazelnut Germplasm | 39 |
| 3.1.1. AFLP and SSR Marker Polymorphism..... | 39 |
| 3.1.2. Genetic Diversity | 44 |
| 3.1.3. Population Structure | 48 |
| 3.1.4. Cultivar Origin | 55 |
| 3.1.5. Nut and Kernel Traits | 56 |
| 3.1.5.1. Nut Traits..... | 56 |
| 3.1.5.2. Kernel Traits..... | 59 |
| 3.1.5.3. Trait Correlations and Principal Component Analysis..... | 59 |
| 3.2. Association Mapping | 62 |
| 3.2.1. Nut Traits | 63 |
| 3.2.2. Kernel Traits | 65 |
| 3.3. Molecular Characterization of Turkish Hazelnut Germplasm | 65 |
| 3.3.1. SSR Marker Polymorphism..... | 65 |
| 3.3.2. Genetic Diversity | 69 |
| 3.3.3. Population Structure | 77 |
| 3.3.4 Core Set Selection..... | 105 |
| 3.4. Validation of Genomic SSR Markers in World Collection | 106 |
| 3.4.1. Sequence Assembly, Simple Sequence Repeat Identification and Primer Design | 107 |
| 3.4.2. SSR Validation..... | 108 |
| CHAPTER 4. DISCUSSION..... | 120 |

| | |
|---|---------|
| 4.1. Molecular and Morphological Characterization of Slovenian Hazelnut Germplasm | 120 |
| 4.1.1 Marker Polymorphism..... | 120 |
| 4.1.2 Diversity and Population Structure of Wild and Cultivated Hazelnuts..... | 121 |
| 4.1.3. Morphological Evaluation | 123 |
| 4.1.4. Association Mapping..... | 126 |
| 4.2. Molecular Characterization of Turkish Hazelnut Germplasm | 127 |
| 4.2.1 Marker Polymorphism..... | 127 |
| 4.2.2. Diversity and Population Structure of Wild and Cultivated Hazelnuts..... | 127 |
| 4.2.3. Core Set Selection..... | 129 |
| 4.3. Validation of Genomic SSR Markers | 129 |
| 4.3.1. SSR Markers Developed by NGS..... | 129 |
| 4.3.2. Population Structure and Genetic Diversity Assessed with Genomic SSR Markers in World Collection..... | 131 |
| CHAPTER 5. CONCLUSION | 133 |
| REFERENCES | 135 |

LIST OF FIGURES

| <u>Figure</u> | <u>Page</u> |
|--|--------------------|
| Figure 2.1 Map of Slovenia showing the regions where hazelnut genotypes were collected..... | 10 |
| Figure 2.2 Map of Turkey's Black Sea region where hazelnut accessions were collected..... | 14 |
| Figure 3.1 Unweighted neighbor-joining dendrogram of the 102 Slovenian National Collection genotypes based on 11 selective primer combinations of amplified fragment length polymorphism (AFLP)..... | 45 |
| Figure 3.2. Unweighted neighbor-joining dendrogram of the 102 hazelnut accessions based on SSR data..... | 46 |
| Figure 3.3. Principal coordinate analysis of hazelnut accessions based on SSR data... .. | 47 |
| Figure 3.4. Population structure of hazelnuts according to SSR results..... | 48 |
| Figure 3.5. PCoA of hazelnut cultivars based on SSR results..... | 55 |
| Figure 3.6. Principal component analysis (PCA) plot for nut and kernel traits..... | 61 |
| Figure 3.7. Unweighted neighbor-joining dendrogram of the 402 hazelnut accessions based on SSR data..... | 70 |
| Figure 3.8. Cluster A1 of the dendrogram..... | 72 |
| Figure 3.9. Cluster A2 of the dendrogram..... | 73 |
| Figure 3.10. Cluster B of the dendrogram | 74 |
| Figure 3.11. Principal coordinate analysis of hazelnut accessions according to the first two Eigen vectors which explained 12.8 and 6.0 % of the variance, respectively | 76 |
| Figure 3.12. Delta K values of the Structure program outcome for each subpopulation assumption..... | 77 |
| Figure 3.13. Population structure plots of the 402 hazelnut accessions. | 78 |
| Figure 3.14. Simple sequence repeat types in <i>C. avellana</i> | 108 |
| Figure 3.15. Unweighted neighbor-joining dendrogram of the 47 hazelnut accessions based on SSR data..... | 116 |
| Figure 3.16. Delta K values of the Structure program outcome for each subpopulation assumption..... | 117 |
| Figure 3.17. Population structure plots of the 47 hazelnut accessions | 117 |

| | |
|---|-----|
| Figure 3.18. Principal coordinate analysis of hazelnut accessions according to the first two Eigen vectors which explained 17.2 and 8.7 % of the variance, respectively | 118 |
| Figure 3.19. Identification key displaying the discrimination of 19 Turkish hazelnut cultivars according to seven SSR markers. | 119 |

LIST OF TABLES

| <u>Table</u> | <u>Page</u> |
|--|--------------------|
| Table 2.1. Slovenian hazelnut germplasm and origins. | 10 |
| Table 2.2. Turkish hazelnut accessions and origins..... | 15 |
| Table 2.3. Hazelnut accessions used in SSR marker validation. | 29 |
| Table 3.1. Average genetic diversity (GD) values for amplified fragment length polymorphism (AFLP) primer combinations used to characterize hazelnut accessions..... | 40 |
| Table 3.2. Sequences and genetic diversity (GD) values of 49 simple sequence repeat (SSR) markers for characterization of Slovenian hazelnut accessions..... | 41 |
| Table 3.3. Average Dice coefficient dissimilarity values for cultivated and wild hazelnut accessions as determined with SSR markers..... | 47 |
| Table 3.4. Hazelnut accessions and origins. Inferred subpopulation and assignment and dendrogram clustering are based on SSR results. | 49 |
| Table 3.5. Nut and kernel traits for hazelnut cultivars and wild accessions. | 57 |
| Table 3.6. Nut and kernel traits for wild accessions by regions. | 58 |
| Table 3.7. Principal component analysis of quantitative traits. Eigen values are given for the first three principal component (PC) axes. | 61 |
| Table 3.8. Association models tested to determine best model for association analysis..... | 62 |
| Table 3.9. Hazelnut SSR markers associated with nut and kernel traits. | 63 |
| Table 3.10. SSR marker sequence and polymorphism information for the Turkish hazelnut accessions. | 67 |
| Table 3.11. Average Dice coefficient dissimilarity values for cultivars, landraces and wild hazelnut accessions as determined with SSR markers..... | 69 |
| Table 3.12. Hazelnut accessions and origins. Inferred ancestry subpopulation assignment and dendrogram clustering are based on SSR results. | 79 |
| Table 3.13. Accessions in the core set of Turkish hazelnuts selected based on SSR data and morphology..... | 105 |
| Table 3.14. Preprocessing and assembly statistics for the <i>C. avellana</i> L. genomic sequences. | 107 |

| | |
|---|-----|
| Table 3.15. Hazelnut accessions used in study. Cluster assignments of 47 accessions according to population structure and genetic diversity analyzes..... | 109 |
| Table 3.16. Simple sequence repeat (SSR) markers used for the molecular genetic analysis of hazelnuts | 111 |

CHAPTER 1

INTRODUCTION

1.1. European Hazelnut (*Corylus avellana*)

Hazelnut is one of the most important edible nut species in the world. *Corylus avellana* L. (European hazelnut) is a diploid ($2n=22$), monoecious, dichogamous and wind-pollinated species belonging to the Betulaceae family. This species is the source of the commercially important hazelnut cultivars grown in Europe, Anatolia and the USA ¹.

European hazelnut (*Corylus avellana* L.) is an economically important nut crop due to its content of minerals, oleic acids, amino acids, phenolic compounds and its nice flavour ²⁻⁴. In addition to high nutritional value, the hazelnut kernel is beneficial to health due to its effect on decreasing LDL (low density lipoprotein) levels in the blood⁵. Hazelnut can be considered as a natural functional food due to these benefits and is consumed worldwide as a table and processed food in the chocolate and confectionery industries ⁶.

1.2. Hazelnut Production in Turkey and Slovenia

Turkey and Italy are major hazelnut producers with 77% of world production with the remainder grown by countries such as the USA, Georgia, Azerbaijan, Spain and Slovenia ⁷. Turkey is the world's main hazelnut producer with 450,000 tons grown on 701,141 ha, accounting for 61 % of world production ⁸. Approximately 163,000 tons of hazelnuts are exported from Turkey each year ⁸. The most suitable climatic conditions for hazelnut production in Turkey are in the Black Sea region where Turkish cultivars such as 'Tombul', 'Palaz', 'Mincane', 'Cakıldak' and 'Sivri' are grown ⁹. In addition, the area contains many wild hazelnut trees and landraces.

'Tombul' is a Turkish *C. avellana* cultivar which has good characteristics for the human diet such as high oil content, good taste and aroma. In addition, this cultivar has skin that is quickly removable during roasting and its size is suitable for the chocolate industry. This cultivar is also partially self-compatible; thus it can be classified as a good

pollinator¹⁰. Moreover, it is widely grown in Turkey, especially in Giresun province and other Black Sea provinces. Thus, ‘Tombul’ has important economic value¹¹⁻¹² and is a good cultivar for future breeding of new cultivars due to its adaptation in different provinces.

Although Slovenia is a minor hazelnut producing country with less than 1% of the world total, the country has extensive hazelnut genetic resources including wild accessions and cultivars such as ‘Istrska dolgoplodna leska’ which originated in Croatia but was domesticated in Slovenia. Orchards with mean surface of 2.2 hectares are mainly located in the Stajerska, Dolenjska and Celjska kotlinam regions, producing approximately 200 tons of in-shell nuts per year¹³. On the basis of a long-term investigation, some international cultivars, such as ‘Tonda di Giffoni’ and ‘Daria’ from Italy, ‘Ennis’ from the US and ‘Pauetet’ from Spain are recommended for commercial growth in contemporary orchards in Slovenia^{4, 14}. In addition, many local wild populations are distributed throughout the country, representing diverse hazelnut genetic resources. These populations are interesting for characterization and further selection and breeding.

1.3. Genome Sequencing in Plants

In 2000, the first sequencing of a plant genome using large-insert bacterial artificial chromosomes (BACs) was completed in the model organism *Arabidopsis thaliana*. This was a key step for the history of genome sequencing¹⁵. The next genome sequencing study in the plant kingdom was for the crop plant rice again using a BAC strategy¹⁶. Sequencing of poplar was another key step for genome sequencing because in this study a whole genome shotgun strategy (WGS) was used to obtain a tree genome¹⁷. In the WGS strategy, the genome is broken into small pieces which are sequenced and assembled. Next generation sequencing (NGS) strategies helped to expedite genome sequencing and reduced its cost. The NGS strategy was introduced by 454 technology. Then Illumina technology was developed and was adopted to sequence the cucumber genome with Sanger sequencing strategy¹⁸. In recent years, Illumina technology has been the dominant sequencing strategy and was applied to many plant genomes such as Chinese cabbage¹⁹, potato²⁰, banana²¹, pigeonpea²², chickpea²³, orange²⁴ and watermelon²⁵. Genotyping by Sequencing (GBS) is another high resolution technique for marker-assisted selection

and provides good information about selected accessions after sequencing ²⁶. However, GBS does not provide sequence for the whole genome. Genome sequencing provides many advantages in scientific studies. One of them is the development of high-density molecular markers for mapping of interesting traits. Such markers can be used to find candidate genes in a genome using QTL analysis ²⁷. Outcomes of QTL studies can be used in developing new cultivars which have good characteristics for interested traits.

Sequencing studies in hazelnut focused on transcriptome, genome and comparative genomics within species and accessions. In transcriptomic studies, the hazelnut transcriptome was sequenced ²⁸ and 119 polymorphic SSR loci were developed from contigs ²⁹. In addition, 20 polymorphic EST-SSR from Betulaceae EST sequences ³⁰ and 111 polymorphic SSR from transcriptomic sequences of 'Jefferson' cultivar ³¹ were developed. Moreover divergence in transcriptomic sequences of *C. mandshurica* and *C. avellana* were compared to find cold resistance genes ³². Recently the 'Jefferson' cultivar genome was sequenced by Illumina technology. A total of 8,708 tri-nucleotide SSRs were identified and 150 polymorphic SSR markers were developed ³³. Seven cultivars ('Barcelona', 'Ratoli', 'Tonda Gentile delle Langhe', 'Tonda di Giffoni', 'Daviana', 'Hall's Giant' and 'Tombul') were sequenced at lower coverage and aligned to 'Jefferson' ³³. In another study BAC libraries were sequenced by Illumina to find a SSR marker linked to eastern blight resistance gene ³⁴.

1.4. Genetic Analysis with Molecular Markers in Hazelnut

The genetic diversity of hazelnut cultivars was first assessed using random amplified polymorphic DNA (RAPD) ³⁵⁻³⁷ and amplified fragment length polymorphism (AFLP) markers ³⁷⁻³⁸. AFLP was used to fingerprint 57 clones ³⁸; and, in combination with other markers, to assess diversity in 18 Turkish hazelnut cultivars ³⁷. In other work, Martins et al. ³⁹ used AFLP and inter simple sequence repeat (ISSR) markers to measure diversity in wild and cultivated hazelnuts from Portugal.

AFLP is a DNA-based marker that does not require knowledge of the DNA sequence of the genotypes of interest ⁴⁰. However, this technique requires larger quantities of purer genomic DNA than other methods. Sophisticated machinery and software are also needed to generate and analyze AFLP data. Despite these limitations, AFLP provides

more polymorphic fragments than other techniques and has been frequently used for genetic diversity analyses in trees such as olive ⁴¹⁻⁴², mulberry ⁴³ and black poplar ⁴⁴.

1.4.1. Simple Sequence Repeats

SSRs are short nucleotide repeats (1-6) that occur throughout the coding and non-coding regions of the genome ⁴⁵⁻⁴⁷. SSR markers are effective because they are multi-allelic, easy to score, and reproducible. As a result, they are commonly used in plant genetic diversity and breeding analysis. Genomic SSRs and genic SSRs are derived from DNA (genomic libraries) and RNA (expressed sequence tags, transcriptomic libraries) sequences, respectively. Length polymorphism in these coding and non-coding sequences can be easily detected by polymerase chain reaction. To date, 450 genomic SSRs ^{33, 48-53}; 20 polymorphic EST-SSRs from the Betulaceae family ³⁰; and 230 polymorphic SSR loci from transcriptome analysis were developed and used in hazelnut genome analyses ^{29, 31}. These analyses included determination of genetic diversity ^{1, 48, 54-57}, geographic origin ^{1, 53, 58}, identification of synonymous trees ^{53, 58-59}, and construction of linkage maps ^{31, 52, 60-62}. In another study, 275 F1 hybrids of ‘Tonda Gentile delle Langhe’ x ‘Merveille de Bollwiller’ hazelnut trees were used for quantitative trait locus (QTL) identification for traits such as vigor, sucker habit, and time of bud burst ⁶³. All of these studies show that SSR markers are effective for hazelnut genomic research and suggest that the development of even more SSR markers will be useful for more comprehensive analyses.

1.4.2. Genetic Diversity of Hazelnut Germplasm

An important aspect of the conservation of genetic resources (germplasm) is the determination of the amount of diversity that characterizes the material. This is an important step in determining if and which germplasm can be beneficial in agriculture. Diversity can be assessed based on phenotype (plant morphological traits) and genotype (traits determined by molecular markers). Good diversity also prevents catastrophic losses due to biotic and abiotic stresses and is necessary for improvement of hazelnut to meet future climate, stress, grower and consumer demands.

Turkish hazelnut germplasm has been systematically collected and grown at the Hazelnut Research Institute in Giresun since its establishment in 1936 with substantial

additions made to the collection from 1969 to 1972 ⁶⁴ (H.Ī. Balik personal communication). The collection currently contains 430 accessions grown at the institute's orchard and includes both selected and bred cultivars, landraces and wild accessions that were found near commercial orchards. Wild accessions and landraces were established in the research institute's orchard by transfer of side-shoots from naturally-occurring trees. Germplasm collections are valuable reservoirs of genetic diversity. In addition to preserving germplasm, the institute has characterized the material, with special emphasis on the cultivars, for morphological and phenological traits ^{9, 64}. However, it has not yet examined all of the accessions for their molecular genetic diversity. This is necessary to understand the genetic relationships among individuals, information which is especially valuable when selecting parents for hybrid breeding, a relatively recent area of interest to the institute ⁶⁵. Both molecular and morphological data are also useful in selecting a core set of germplasm. A core set is a subset of germplasm that encompasses the maximum genetic diversity in a minimum number of accessions from the entire collection ⁶⁶⁻⁶⁷. Core set selection can help to prioritize preservation and propagation of the collection as well as provide a reasonable number of diverse samples for the measurement of characters and properties that are expensive, time-consuming and/or laborious. Moreover, core sets provide ideal material for association mapping of traits in tree species like hazelnut.

In addition to its contribution to biodiversity, wild germplasm is widely recognized as a potential resource of interesting traits for improved cultivars ⁶⁸. The material of the Slovenian national hazelnut collection represents both naturally-occurring and introduced genetic diversity. Thus, the molecular and morphological variation of Slovenian hazelnut genetic resources should be examined for valuable features. In addition, these resources can be used to reveal the molecular bases of agronomic traits by quantitative trait locus (QTL) mapping approaches such as association mapping.

1.4.2.1. Molecular Diversity

Much of the research assessing genetic diversity in hazelnut has been done under the auspices of the SAFENUT European Commission Action which focused on characterization, conservation and use of European hazelnut germplasm (reviewed) ⁵⁴. As part of this project, analyses of SSR loci in hazelnut revealed high levels of genetic diversity in accessions from Spain ^{1, 48, 56} and Southern Europe ⁵⁵. In other work, Black

Sea region hazelnuts from Turkey, Georgia, and Azerbaijan were also found to be highly diverse⁶⁰. Most molecular genetic diversity studies in hazelnut have focused on cultivars⁵⁴ with only recent interest in wild individuals and landraces^{39, 69-73}. Another molecular study in hazelnut about diversity was completed by Solar et al.⁷⁴ and identified isozyme polymorphism in leaf tissues using three enzyme systems.

1.4.2.2. Morphological Diversity

Hazelnut descriptors are used to characterize accessions for morphological diversity⁷⁵⁻⁷⁶. Until now several morphological diversity studies were performed and they assayed kernel and nut parameters such as: nut weight^{69, 77-79}, kernel weight^{69, 77-78}; nut length^{77, 80}, kernel length^{77, 81}, kernel percentage^{77, 82}, number of nuts per cluster^{69, 77}, caliber⁴, width and thickness⁸¹. In another study, 14 descriptors were used to analyze involucre, nuts, and kernels⁵⁵.

1.4.3. Association Mapping

Association mapping (AM), also called linkage disequilibrium (LD) mapping, was first developed for QTL identification in medical genomics studies and is now frequently implemented in plant genomics studies. Association mapping is more practical than QTL mapping performed in bi-parental mapping population because it does not require the development of experimental populations such as F2 and BC (backcross). The development of such populations is time-consuming especially in tree species like hazelnut⁸³. Instead, AM uses an association panel consisting of naturally occurring plant germplasm/populations. AM also has higher resolution than bi-parental QTL mapping because AM uses LD generated by historical recombination and can detect more alleles than are found in bi-parental populations⁸³⁻⁸⁵. In a recent study, 275 ‘Tonda Gentile delle Langhe’ X ‘Merveille de Bollwiller’ hazelnut F1 hybrids were used for QTL analysis, which was performed for vigor, sucker habit, and time of bud burst characters⁶³. However, to date no association mapping has been performed with hazelnut. Nut and kernel traits are important yield and quality parameters for hazelnut. Although these traits have been characterized for a limited number of reference and local cultivars^{3-4, 6, 69, 81, 86}, to our knowledge, wild hazelnut accessions have not been examined in this way.

Morphological and molecular characterization of wild accessions for nut and kernel traits is important to assess their breeding potential. In addition, identification of molecular markers linked to QTLs for quality traits is essential for the implementation of marker-assisted selection in hazelnut for targeted breeding of nut and kernel traits.

1.4.4. Discrimination Analysis for Hazelnut

Hazelnut is a tree so it is important to know what you are growing because hazelnut does not reach maturity for five to ten years, therefore, nut and kernel traits cannot be used to distinguish and verify cultivars when an orchard is established. Turkish hazelnut cultivars are classified depending on their nut shape and kernel quality and cultivar names refer to a group of trees which have the same agro-morphological traits³⁷. In addition, as with other cultivars such as ‘Tonda Gentile delle Langhe’⁵⁹ ‘Longue d’Espagne’, ‘Daviana’, and ‘Merveille de Bollwiller’⁸⁷, Turkish hazelnut cultivars can have many variants at the molecular level which results in problems with certification⁸⁸⁻⁹⁰. This problem can be solved using genetic discrimination analysis.

Starting in the 1990s, molecular analyses were done to discriminate cultivars and find true-type (clonal) accessions. For example, Solar et al.⁷⁴ showed isozyme polymorphism for three enzyme systems in 15 hazelnut cultivars. Later research used DNA-level polymorphism. In early work, five randomly amplified polymorphic DNA (RAPD) markers were used to discriminate six cultivars and their variants from the Campania region of Italy³⁵. In another study, 10 of 18 Turkish cultivars were distinguished using five random amplified polymorphic DNA (RAPD), four inter-simple sequence repeat (ISSR), and eight amplified fragment length polymorphism (AFLP) primers which yielded 34 cultivar-specific markers³⁷. Chloroplast DNA was also used to find the origins of 75 cultivars from Spain, Italy, Turkey (10 cultivars) and Iran using four polymorphic simple sequence repeat (SSR) loci⁹¹. In a more recent study, 14 SSRs were developed for fingerprinting 102 worldwide cultivars⁹². This was the first time that SSR markers were used for discrimination in hazelnut despite the fact that they have been previously shown to be convenient for fingerprinting in many other tree species such as apple⁹³, apricot⁹⁴, peach⁹⁵, pear⁹⁶ and olive⁹⁷.

1.5. Goals

The present thesis is composed of several goals to develop molecular breeding methods in hazelnut. The first aim of this study was to analyze the genetic diversity and population structure of 102 wild and cultivated hazelnut accessions grown in Slovenia. The clonal accessions included 54 wild accessions collected in five regions in Slovenia and 48 cultivars originating from Europe and the USA. These accessions were evaluated with molecular marker data from 11 AFLP primer combinations and 49 SSR markers. The germplasm was also evaluated for nut and kernel traits and these data were used to identify QTLs for these parameters via association mapping. Thus, this study is the first AM QTL report for nut and kernel quality traits in hazelnut.

The other aim of the research was to analyze the molecular genetic diversity and population structure of 402 hazelnut accessions (143 wild accessions, 239 landraces and 20 cultivars) in the Turkish national collection using SSR markers. We also selected a core set of the most diverse material for further morphological and biochemical profiling and association mapping analyses. The core collection will be an efficient and economical resource for future hazelnut preservation, characterization and improvement.

The last aim of the research was to identify hazelnut specific SSR markers using next generation sequencing technologies. To achieve this aim, genomic DNA of a popular Turkish hazelnut cultivar (*C. avellana* cv. 'Tombul') was sequenced by Illumina Next Generation Sequencing (NGS) technology for identification of SSRs. Finally, a set of 50 SSR markers were validated in 47 hazelnut accessions to demonstrate their usefulness for examination of genetic diversity and population structure. Seven of the 50 SSR markers were chosen to discriminate 19 Turkish cultivars from each other.

CHAPTER 2

MATERIALS AND METHODS

2.1. Materials

2.1.1. Slovenian Hazelnut Germplasm Plant Materials

For genetic diversity analysis, 48 individuals of *C. avellana* were sampled from the national hazelnut collection in Maribor, NE, Slovenia. These accessions represent cultivars that have been introduced into Slovenia from other countries including Italy (12 genotypes), the USA (11 genotypes), France (5 genotypes), Spain, the UK and Germany (4 genotypes each) with one or two cultivars of Croatian, Hungarian, Romanian and unknown origin. Leaves and catkins were taken from one single, true-to-type plant of the three replicates that were planted per cultivar. An additional 54 samples were obtained by in situ collection of wild accessions from five hazelnut growing regions in Slovenia (Figure 2.1, Table 2.1). The Koroska region is characterized by a humid continental climate (Dwb) and is one of the coldest areas in Slovenia beside the Alps. Maribor and Dolenjska, two regions with extensive vineyard production, have temperate climate with dry winters (Cwb). The Vipava-Razdrto and Bovec regions have a similar climate but without a dry season (Cfwb) and are areas where a Mediterranean influence can be felt.

A panel composed of 24 cultivars and 40 wild accessions was randomly chosen from the germplasm described above for morphological characterization and association mapping of nut and kernel traits.



Figure 2.1 Map of Slovenia showing the regions where hazelnut genotypes were collected. Red cross marks Bovec Region black marks Maribor Region, purple marks Koroska Region, green marks Vipava-Razdrto Region and orange marks Dolenjska Region.

Table 2.1. Slovenian hazelnut germplasm and origins.

| Name (Genotype) | Type of Material | Origin | Genetic Background |
|--------------------------------------|------------------|----------------|-------------------------------|
| 101 (s1) | Cultivar | Italy | s54 x s13 |
| 119 (s2) | Cultivar | Italy | s54 x s13 |
| Apolda (s4) | Cultivar | Italy | |
| Arutela (s5) | Cultivar | Romania | Merveille de Bollwiller x s54 |
| Bandnuss (s6) | Cultivar | United Kingdom | |
| Bearn (s7) | Cultivar | France | |
| Brixnut (s8) | Cultivar | USA | |
| Corabel = N-473 (s12) | Cultivar | France | s21 seedling |
| Cosford (s13) | Cultivar | United Kingdom | |
| Daviana (s15) | Cultivar | United Kingdom | |
| E-104 = Daria (s16) | Cultivar | Italy | s54 x s13 |
| Ennis (s17) | Cultivar | USA | |
| F-104 (s18) | Cultivar | Italy | s54 x s13 |
| Feriale (s20) | Cultivar | France | s28 x Butler |
| Fertile de Coutard = Barcelona (s21) | Cultivar | USA | |

(Cont. on the next page)

Table 2.1. (cont.)

| | | | |
|-----------------------------------|----------|--------------------|--|
| Ferwiller (s22) | Cultivar | France | Merveille de Bollwiller x Tonda G. Romana |
| Frutto Grosso (s23) | Cultivar | Italy | |
| G1 (s24) | Cultivar | Italy | Payrone x Tonda Gentile Romana |
| Gem (s25) | Cultivar | USA | |
| Gunslebert (s26) | Cultivar | Germany | |
| Heynich's Zellernuss (s27) | Cultivar | Germany | |
| Imperiale de Trebizonde (s28) | Cultivar | Turkey | |
| Istrska dolgoplodna leska (s29) | Cultivar | Croatia | |
| Istrska okrogloplodna leska (s30) | Cultivar | Croatia | |
| Lambertskibeli (s31) | Cultivar | Germany | |
| Landsberg (s32) | Cultivar | Germany | |
| Lansing (s33) | Cultivar | USA | |
| Lewis = OSU 243.002 (s34) | Cultivar | USA | (s21 x Tombul Ghiaghli) x s58 |
| Mogul (s37) | Cultivar | United Kingdom | |
| Morell (s38) | Cultivar | Spain | |
| Mortarella (s39) | Cultivar | Italy | |
| N-650 = H368-22 (s40) | Cultivar | France | Tonda Gentile Romana x s54 |
| Negret (s41) | Cultivar | Spain | |
| Nocchione = Montebello (s42) | Cultivar | Italy | |
| OSU 166.034 (s43) | Cultivar | USA | Casina x Butler |
| OSU 167.002 (s44) | Cultivar | USA | |
| OSU 238.125 (s45) | Cultivar | USA | |
| OSU 244.001 (s46) | Cultivar | USA | (s21 x Tombul Ghiaghli) x s58 |
| Pauetet (s47) | Cultivar | Spain | |
| Riccia di Talanico (s48) | Cultivar | Italy | |
| Romische Zellernuss (s49) | Cultivar | unknown (Germany?) | |
| Romai (s50) | Cultivar | Hungary | |
| Segorbe (s51) | Cultivar | Spain | |
| Sodlinger (s52) | Cultivar | unknown (Germany?) | |
| Tonda di Giffoni (s53) | Cultivar | Italy | |

(Cont. on the next page)

Table 2.1. (cont.)

| | | | |
|----------------------------------|----------|-----------|------------------------------|
| Tonda Gentile delle Langhe (s54) | Cultivar | Italy | |
| Valcea (s57) | Cultivar | Romania | clonal selection of Furfulak |
| Willamette (s58) | Cultivar | USA | s42 x Compton |
| d1 | Wild | Dolenjska | |
| d2 | Wild | Dolenjska | |
| d4 | Wild | Dolenjska | |
| d5 | Wild | Dolenjska | |
| d6 | Wild | Dolenjska | |
| d7 | Wild | Dolenjska | |
| d8 | Wild | Dolenjska | |
| d9 | Wild | Dolenjska | |
| d10 | Wild | Dolenjska | |
| d11 | Wild | Dolenjska | |
| d12 | Wild | Dolenjska | |
| kor1 | Wild | Koroska | |
| kor2 | Wild | Koroska | |
| kor4 | Wild | Koroska | |
| kor5 | Wild | Koroska | |
| kor6 | Wild | Koroska | |
| kor7 | Wild | Koroska | |
| kor8 | Wild | Koroska | |
| kor9 | Wild | Koroska | |
| kor10 | Wild | Koroska | |
| kor11 | Wild | Koroska | |
| kor12 | Wild | Koroska | |
| mb1 | Wild | Maribor | |
| mb2 | Wild | Maribor | |
| mb4 | Wild | Maribor | |
| mb5 | Wild | Maribor | |
| mb6 | Wild | Maribor | |
| mb7 | Wild | Maribor | |

(Cont. on the next page)

Table 2.1. (cont.)

| | | |
|------|------|----------------|
| mb8 | Wild | Maribor |
| mb9 | Wild | Maribor |
| mb10 | Wild | Maribor |
| v1 | Wild | Vipava-Razdrto |
| v2 | Wild | Vipava-Razdrto |
| v3 | Wild | Vipava-Razdrto |
| v4 | Wild | Vipava-Razdrto |
| v5 | Wild | Vipava-Razdrto |
| v6 | Wild | Vipava-Razdrto |
| v7 | Wild | Vipava-Razdrto |
| v8 | Wild | Vipava-Razdrto |
| v9 | Wild | Vipava-Razdrto |
| v10 | Wild | Vipava-Razdrto |
| v11 | Wild | Vipava-Razdrto |
| v12 | Wild | Vipava-Razdrto |
| b1 | Wild | Bovec |
| b2 | Wild | Bovec |
| b4 | Wild | Bovec |
| b5 | Wild | Bovec |
| b6 | Wild | Bovec |
| b7 | Wild | Bovec |
| b8 | Wild | Bovec |
| b9 | Wild | Bovec |
| b10 | Wild | Bovec |
| b11 | Wild | Bovec |
| b12 | Wild | Bovec |

2.1.2. Turkish Hazelnut Germplasm Plant Materials

A total of 402 hazelnut accessions which represent the diversity of material present in Turkey's Black Sea region was used from the Hazelnut Research Institute, Giresun. This collection contains all 20 Turkish cultivars⁹⁸ as well as landraces and wild accessions collected by the research institute from Giresun (240 accessions), Ordu (49 accessions), Trabzon (49 accessions), Samsun (4 accessions), Rize (3 accessions), Sinop (2 accessions), Artvin, Duzce, Kastamonu and Erzurum (1 accession each) (Figure 2.2, Table 2.2)⁶⁴. The remaining 31 accessions were of unknown origin but collected from the Black Sea region.

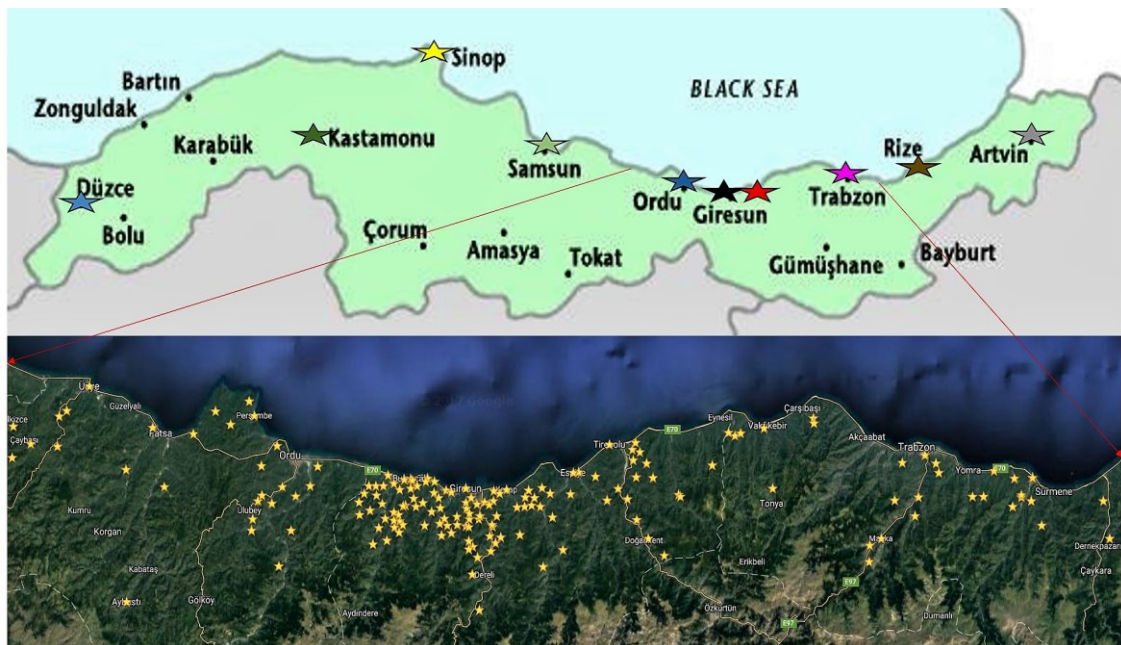


Figure 2.2 Map of Turkey's Black Sea region where hazelnut accessions were collected. Light blue star: Duzce; dark green star: Kastamonu; yellow star: Sinop; green star: Samsun; blue star: Ordu; black star: Giresun; red star: cultivars; fuchsia star: Trabzon; brown star: Rize and gray star: Artvin. Erzurum (not shown) is located in eastern Anatolia region and south of Rize and Artvin. Red arrows show the area expanded in the lower map with yellow stars indicating original collection locations of accessions.

Table 2.2. Turkish hazelnut accessions and origins.

| Accession Name | Type of Material | Province | District |
|----------------|------------------|----------|-----------------------------|
| Aci | Cultivar | Giresun | Hazelnut Research Institute |
| Allahverdi | Cultivar | Giresun | Hazelnut Research Institute |
| Cakildak | Cultivar | Giresun | Hazelnut Research Institute |
| Cavcava | Cultivar | Giresun | Hazelnut Research Institute |
| Fosa | Cultivar | Giresun | Hazelnut Research Institute |
| Giresun Melezi | Cultivar | Giresun | Hazelnut Research Institute |
| Incekara | Cultivar | Giresun | Hazelnut Research Institute |
| Kalinkara | Cultivar | Giresun | Hazelnut Research Institute |
| Kan | Cultivar | Giresun | Hazelnut Research Institute |
| Kara | Cultivar | Giresun | Hazelnut Research Institute |
| Kargalak | Cultivar | Giresun | Hazelnut Research Institute |
| Kus | Cultivar | Giresun | Hazelnut Research Institute |
| Mincane | Cultivar | Giresun | Hazelnut Research Institute |
| Okay28 | Cultivar | Giresun | Hazelnut Research Institute |
| Palaz | Cultivar | Giresun | Hazelnut Research Institute |
| Sivri | Cultivar | Giresun | Hazelnut Research Institute |
| Tombul | Cultivar | Giresun | Hazelnut Research Institute |
| Uzun Musa | Cultivar | Giresun | Hazelnut Research Institute |
| Yassibadem | Cultivar | Giresun | Hazelnut Research Institute |
| Yuvarlakbadem | Cultivar | Giresun | Hazelnut Research Institute |
| FAI001 | Wild | ? | |
| FAI002 | Wild | Giresun | Bulancak; Bostanli |
| FAI003 | Landraces | Giresun | Bulancak; Icilli |
| FAI004 | Landraces | Giresun | Tekke |
| FAI005 | Landraces | Giresun | Darikoy |
| FAI006 | Wild | Giresun | Dereli; Kuknarli |
| FAI008 | Landraces | Giresun | Konacik |

(Cont. on the next page)

Table 2.2. (cont.)

| | | | |
|--------|-----------|---------|----------------------|
| FAI009 | Landraces | Giresun | Gurkoy |
| FAI010 | Landraces | Giresun | Dereli; Calca |
| FAI011 | Wild | Giresun | Kesap; Karabulduk |
| FAI012 | Landraces | Giresun | Incegeris |
| FAI013 | Wild | Giresun | Dereli; Iklikci |
| FAI015 | Wild | Giresun | Mesudiye |
| FAI016 | Landraces | Giresun | Gurkoy |
| FAI017 | Wild | Giresun | Yagmurca |
| FAI018 | Landraces | Giresun | Ulper |
| FAI019 | Wild | Giresun | Ulper |
| FAI020 | Landraces | Giresun | Piraziz; Gokceali |
| FAI021 | Landraces | Giresun | Akcali |
| FAI022 | Wild | Giresun | Mesudiye |
| FAI023 | Wild | Giresun | Konacik |
| FAI024 | Landraces | Giresun | Piraziz; Bulbullu |
| FAI025 | Wild | Giresun | Piraziz; Kilicli |
| FAI027 | Landraces | Giresun | Akcali |
| FAI029 | Landraces | Giresun | |
| FAI031 | Wild | Giresun | Akcali |
| FAI032 | Landraces | ? | |
| FAI033 | Wild | Giresun | Darikoy |
| FAI034 | Landraces | Giresun | Boztekke |
| FAI035 | Wild | Giresun | Darikoy |
| FAI039 | Landraces | Giresun | Piraziz; Kilicli |
| FAI041 | Wild | Ordu | Eyuplu |
| FAI042 | Landraces | Giresun | Espiye; Orman Kirani |
| FAI043 | Landraces | Giresun | Erikliman |
| FAI044 | Wild | Giresun | Alinca |

(Cont. on the next page)

Table 2.2. (cont.)

| | | | |
|--------|-----------|---------|---------------------|
| FAI046 | Wild | Giresun | Darikoy |
| FAI047 | Wild | ? | |
| FAI049 | Wild | Giresun | Hisargeris |
| FAI052 | Landraces | Ordu | Eyuplu |
| FAI053 | Wild | Ordu | Aydinlar |
| FAI055 | Landraces | Giresun | Kesap; Karabulduk |
| FAI056 | Wild | Sinop | Ayancik; Agacli |
| FAI057 | Wild | Giresun | Piraziz; Bulbullu |
| FAI058 | Landraces | Giresun | Piraziz; Bulbullu |
| FAI059 | Wild | Giresun | Piraziz; Bulbullu |
| FAI061 | Wild | Giresun | Bulancak; Şeyhmusa |
| FAI063 | Wild | Giresun | Piraziz; Bulbullu |
| FAI064 | Wild | Giresun | Piraziz; Bulbullu |
| FAI065 | Wild | Giresun | Piraziz; Bulbullu |
| FAI066 | Wild | Giresun | Akkoy; Madenyani |
| FAI067 | Landraces | Ordu | Eyuplu |
| FAI068 | Landraces | Giresun | Bulancak; Şeyhmusa |
| FAI070 | Wild | Giresun | |
| FAI072 | Wild | Ordu | Persembe |
| FAI073 | Landraces | Giresun | Bulancak |
| FAI074 | Wild | Giresun | Bulancak; Pazarsuyu |
| FAI076 | Wild | Giresun | Ortakoy |
| FAI077 | Wild | Giresun | Yazlik |
| FAI078 | Wild | Giresun | Candir |
| FAI079 | Landraces | Bolu | Akcakoca |
| FAI080 | Wild | Giresun | Yazlik |
| FAI081 | Wild | ? | |
| FAI082 | Landraces | Giresun | Pinarcukuru |

(Cont. on the next page)

Table 2.2. (cont.)

| | | | |
|--------|-----------|-----------|-----------------------------|
| FAI084 | Wild | Giresun | Hazelnut Research Institute |
| FAI086 | Landraces | Giresun | Bulancak |
| FAI088 | Landraces | Giresun | Bulancak |
| FAI089 | Landraces | Giresun | |
| FAI091 | Landraces | Giresun | |
| FAI092 | Landraces | Ordu | Bayadi |
| FAI093 | Wild | ? | |
| FAI094 | Landraces | Kastamonu | Inebolu; Culurye |
| FAI095 | Wild | Giresun | Konacik |
| FAI096 | Landraces | Giresun | Konacik |
| FAI097 | Landraces | Giresun | Sarvan |
| FAI098 | Landraces | Giresun | Darikoy |
| FAI099 | Landraces | Giresun | Barca |
| FAI101 | Landraces | Giresun | Burhaniye |
| FAI103 | Landraces | Giresun | Barca |
| FAI104 | Landraces | Giresun | Guveckoy |
| FAI105 | Landraces | Giresun | Hazelnut Research Institute |
| FAI106 | Landraces | Giresun | Sarvan |
| FAI107 | Landraces | Giresun | Barca |
| FAI108 | Landraces | Giresun | Piraziz; Kiliçli |
| FAI109 | Wild | Giresun | Bulancak; Bozat |
| FAI112 | Landraces | Ordu | Uzunisa |
| FAI114 | Wild | Giresun | Bulancak; Yalikoy |
| FAI116 | Landraces | Ordu | Aydinlar |
| FAI117 | Wild | Giresun | Hazelnut Research Institute |
| FAI118 | Wild | Ordu | Persembe; Yumrutas |
| FAI119 | Landraces | Ordu | Persembe; Yumrutas |
| FAI120 | Landraces | Ordu | Persembe; Dogankoy |

(Cont. on the next page)

Table 2.2. (cont.)

| | | | |
|--------|-----------|---------|-------------------------------------|
| FAI121 | Wild | Ordu | Ulubey; Kirazli |
| FAI122 | Landraces | Ordu | Ulubey; Findikli |
| FAI123 | Landraces | Ordu | Ulubey; Akpinar |
| FAI125 | Landraces | Giresun | Kesap; Yolagzi |
| FAI126 | Landraces | Ordu | Ulubey; Karakoca |
| FAI128 | Wild | Giresun | Guneykoy |
| FAI129 | Landraces | Giresun | Guneykoy |
| FAI130 | Wild | Giresun | Guneykoy |
| FAI131 | Landraces | Giresun | Guneykoy |
| FAI133 | Wild | Giresun | Kesap; Gurpinar |
| FAI135 | Landraces | Giresun | Kesap; Saraycik |
| FAI136 | Landraces | Ordu | Unye; Kalekoy |
| FAI137 | Landraces | Ordu | Unye; Kurna Mengen |
| FAI138 | Landraces | Ordu | Caybasi; Haciali |
| FAI140 | Landraces | Giresun | Kesap; Saraycik |
| FAI141 | Landraces | Giresun | Kesap; Saraycik |
| FAI142 | Landraces | Ordu | Unye; Kalekoy |
| FAI143 | Landraces | Giresun | Hazelnut Research Institute |
| FAI144 | Landraces | Ordu | Unye; Cinarcik |
| FAI145 | Landraces | Trabzon | Vakfikebir; Cumhuriyet mahallesi |
| FAI147 | Landraces | Trabzon | Besikduzu; Korkuthan |
| FAI148 | Landraces | Ordu | Unye |
| FAI149 | Landraces | Trabzon | Besikduzu; Turkelli |
| FAI150 | Wild | Giresun | Kesap; Karabedir |
| FAI152 | Landraces | Giresun | Kesap; Guneykoy |
| FAI154 | Landraces | Giresun | Ergence |
| FAI155 | Landraces | ? | |

(Cont. on the next page)

Table 2.2. (cont.)

| | | | |
|--------|-----------|---------|-----------------------------|
| FAI157 | Landraces | Giresun | Bulancak; Pazarsuyu |
| FAI158 | Landraces | Giresun | Seyitkoy |
| FAI161 | Landraces | Giresun | Yukarialinli |
| FAI163 | Landraces | Giresun | Kemaliye |
| FAI164 | Landraces | Giresun | Bulancak; Erdogan |
| FAI165 | Wild | Giresun | Kesap; Surmenli |
| FAI166 | Wild | Giresun | Kesap; Surmenli |
| FAI167 | Landraces | Giresun | Sivaci |
| FAI168 | Landraces | Ordu | Unye; Baskoy |
| FAI169 | Landraces | Giresun | Camili |
| FAI170 | Landraces | Giresun | Hazelnut Research Institute |
| FAI171 | Landraces | Giresun | Kemaliye |
| FAI172 | Landraces | Giresun | Kemaliye |
| FAI173 | Landraces | Giresun | Seyitkoy |
| FAI174 | Landraces | Ordu | Caybasi; Egribucak |
| FAI175 | Landraces | Giresun | Kayadibi |
| FAI176 | Landraces | Ordu | Caybasi; Saricaerik |
| FAI177 | Landraces | Ordu | Caybasi; Saricaerik |
| FAI178 | Landraces | Ordu | Caybasi |
| FAI179 | Wild | Giresun | Kesap; Karadere |
| FAI180 | Landraces | Ordu | Caybasi |
| FAI181 | Wild | Giresun | Kesap; Cakirli |
| FAI182 | Landraces | Giresun | Kayadibi |
| FAI183 | Wild | Ordu | Unye;Kalekoyu |
| FAI184 | Landraces | Giresun | Bulancak; Ahmetli |
| FAI185 | Landraces | Giresun | Bulancak; Kayhan |
| FAI186 | Wild | Giresun | Bulancak; Ahmetli |
| FAI187 | Landraces | Giresun | Bulancak; Saracli |

(Cont. on the next page)

Table 2.2. (cont.)

| | | | |
|--------|-----------|---------|---------------------|
| FAI188 | Landraces | Giresun | Bulancak; Kayhan |
| FAI189 | Landraces | Ordu | Kizilhisar |
| FAI190 | Wild | Giresun | Bulancak; Tepecik |
| FAI191 | Landraces | Giresun | Bulancak; Erdogan |
| FAI192 | Landraces | Giresun | Bulancak; Seyhmusa |
| FAI194 | Wild | Giresun | Bulancak; Icilli |
| FAI195 | Landraces | Giresun | Bulancak; Hacet |
| FAI196 | Landraces | Giresun | Bulancak; Tepecik |
| FAI197 | Landraces | Giresun | Bulancak; Erdogan |
| FAI198 | Landraces | Giresun | Bulancak; Kuzkoy |
| FAI199 | Wild | Giresun | Bulancak; Ahmetli |
| FAI200 | Landraces | Giresun | Bulancak; Kuzkoy |
| FAI202 | Landraces | Ordu | Unye; Kalekoyu |
| FAI203 | Wild | ? | |
| FAI204 | Landraces | Ordu | Fatsa; Oluklu |
| FAI205 | Landraces | Samsun | Terme; Bazlamac |
| FAI206 | Landraces | Ordu | Fatsa; Korucuk |
| FAI207 | Wild | Ordu | Fatsa; Evkaf |
| FAI209 | Wild | Samsun | Terme; Bazlamac |
| FAI210 | Landraces | Samsun | Carsamba; Kocalar |
| FAI211 | Wild | Ordu | Fatsa; Oluklu |
| FAI212 | Wild | Samsun | Terme; Kocamanbasi |
| FAI213 | Landraces | Ordu | Akcatepe |
| FAI215 | Wild | Ordu | Boztepe |
| FAI216 | Landraces | Giresun | Bulancak; Pazarsuyu |
| FAI217 | Landraces | Ordu | Boztepe |
| FAI218 | Landraces | Giresun | Bulancak; Pazarsuyu |
| FAI219 | Landraces | Giresun | Bulancak; Inece |

(Cont. on the next page)

Table 2.2. (cont.)

| | | | |
|--------|-----------|---------|-----------------------------|
| FAI220 | Landraces | Giresun | |
| FAI221 | Wild | Giresun | Bulancak; Eriklik |
| FAI222 | Landraces | Trabzon | Bahcekaya |
| FAI224 | Wild | Trabzon | Macka; Yukarikoy |
| FAI225 | Landraces | Trabzon | Macka; Yukarikoy |
| FAI226 | Landraces | Trabzon | Carsibasi;Kavakli |
| FAI227 | Landraces | Giresun | Hazelnut Research Institute |
| FAI228 | Landraces | Trabzon | Macka; Kaynarca |
| FAI230 | Wild | Trabzon | Ortahisar; Caglayan |
| FAI231 | Wild | Trabzon | Kavala |
| FAI232 | Landraces | ? | |
| FAI233 | Wild | Trabzon | Cilekli |
| FAI234 | Landraces | Trabzon | Kavala |
| FAI235 | Landraces | Trabzon | Yomra; Komurcu |
| FAI236 | Landraces | Trabzon | Yomra; Komurcu |
| FAI237 | Landraces | Trabzon | Ortahisar; Cukurcayir |
| FAI238 | Wild | ? | |
| FAI239 | Landraces | ? | |
| FAI240 | Landraces | ? | |
| FAI241 | Landraces | ? | |
| FAI243 | Wild | ? | |
| FAI244 | Landraces | Trabzon | Macka; Catak |
| FAI245 | Landraces | Trabzon | Kisarna |
| FAI246 | Landraces | Trabzon | Arsin; Ozlu |
| FAI247 | Landraces | Trabzon | Surmene; Konak |
| FAI248 | Landraces | Trabzon | Arsin; Ozlu |
| FAI249 | Wild | Giresun | Tirebolu; Karademir |
| FAI250 | Wild | Giresun | Tirebolu; Seku |

(Cont. on the next page)

Table 2.2. (cont.)

| | | | |
|--------|-----------|---------|-----------------------------|
| FAI251 | Wild | ? | |
| FAI252 | Landraces | Giresun | Bulancak; Hacet |
| FAI253 | Landraces | Giresun | Hazelnut Research Institute |
| FAI255 | Landraces | Trabzon | Arakli; Tasonu |
| FAI256 | Landraces | Trabzon | Yenikoy |
| FAI257 | Landraces | ? | |
| FAI258 | Wild | Trabzon | Arakli; Ayvadere |
| FAI259 | Landraces | ? | |
| FAI260 | Wild | Trabzon | Arakli; Tasonu |
| FAI262 | Wild | Trabzon | Of; Dumlusu |
| FAI263 | Wild | Trabzon | Bolumlu |
| FAI264 | Landraces | Trabzon | Bolumlu |
| FAI265 | Landraces | Trabzon | Hopa; Sugoren |
| FAI267 | Landraces | Trabzon | Of; Dumlusu |
| FAI268 | Landraces | Trabzon | Hopa; Saricayir |
| FAI269 | Wild | Trabzon | Bolumlu |
| FAI270 | Landraces | Rize | Findikli; Kiyicik |
| FAI271 | Landraces | Rize | Findikli; Caglayan |
| FAI272 | Wild | Trabzon | Hopa; Camli |
| FAI273 | Landraces | Trabzon | Hopa; Camli |
| FAI274 | Landraces | Trabzon | Hopa; Camli |
| FAI275 | Landraces | Rize | Findikli; Kiyicik |
| FAI276 | Landraces | Trabzon | Hopa; Sundura |
| FAI278 | Landraces | Giresun | Espiye; Cibril |
| FAI279 | Landraces | Giresun | Bulancak; Semsettin |
| FAI280 | Landraces | Giresun | Yaglidere; Palakli |
| FAI283 | Wild | Giresun | Espiye; Demircili |
| FAI284 | Wild | Giresun | Tirebolu; Cegel |

(Cont. on the next page)

Table 2.2. (cont.)

| | | | |
|--------|-----------|---------|------------------------|
| FAI285 | Wild | Giresun | Tirebolu; Aslancik |
| FAI286 | Landraces | Giresun | Guce |
| FAI287 | Landraces | Giresun | Tirebolu; Isikli |
| FAI288 | Wild | Giresun | Eynesil; Kemaliye |
| FAI289 | Wild | Giresun | Tirebolu; Belen |
| FAI290 | Landraces | Giresun | Tirebolu; Ortacami |
| FAI291 | Landraces | ? | |
| FAI292 | Landraces | Giresun | Bulancak; Cindi |
| FAI293 | Landraces | Giresun | Kesap; Bayramsah |
| FAI294 | Landraces | Giresun | Tirebolu; Harkkoy |
| FAI296 | Wild | Giresun | Bulancak; Kusluhan |
| FAI297 | Wild | Giresun | Bulancak; Torcan |
| FAI298 | Wild | Giresun | Bulancak; Inece |
| FAI299 | Wild | Giresun | Bulancak; Kusluhan |
| FAI300 | Landraces | Giresun | Bulancak; Eriklik |
| FAI301 | Landraces | Giresun | Tirebolu |
| FAI302 | Landraces | Giresun | Bulancak; Inece |
| FAI303 | Landraces | ? | |
| FAI304 | Landraces | Giresun | Piraziz; Balcikli |
| FAI305 | Landraces | Giresun | Bulancak; Şeyhmusa |
| FAI306 | Landraces | ? | |
| FAI307 | Landraces | Giresun | Bulancak; Semsettin |
| FAI308 | Wild | ? | |
| FAI309 | Wild | ? | |
| FAI310 | Wild | Giresun | Tirebolu;Avcili |
| FAI311 | Landraces | Giresun | Tirebolu; Balcikbeleni |
| FAI312 | Landraces | Giresun | Tirebolu; Aslancik |
| FAI313 | Landraces | Sinop | Ayancik; Hatip |

(Cont. on the next page)

Table 2.2. (cont.)

| | | | |
|--------|-----------|---------|---------------------|
| FAI314 | Landraces | Giresun | Bulancak; Inece |
| FAI315 | Wild | Giresun | Bulancak; Kucuklu |
| FAI316 | Wild | ? | |
| FAI317 | Landraces | ? | |
| FAI318 | Landraces | ? | |
| FAI320 | Wild | Giresun | Ulper |
| FAI321 | Landraces | Giresun | Bulancak; Seyhmusa |
| FAI322 | Landraces | Giresun | Piraziz; Bulbullu |
| FAI323 | Landraces | Giresun | Piraziz; Hasanseyh |
| FAI324 | Landraces | Giresun | Piraziz; Bulbullu |
| FAI325 | Landraces | Giresun | Piraziz; Hasanseyh |
| FAI327 | Landraces | Giresun | Piraziz; Bulbullu |
| FAI328 | Wild | Giresun | Bulancak; Salman |
| FAI329 | Wild | Giresun | Bulancak;Cindi |
| FAI330 | Wild | Giresun | Bulancak; Demircili |
| FAI332 | Landraces | Giresun | Yazlik |
| FAI333 | Wild | Giresun | Caykara |
| FAI335 | Wild | Giresun | Ulper |
| FAI336 | Landraces | Giresun | Kemaliye |
| FAI338 | Landraces | Giresun | Yazlik |
| FAI339 | Landraces | Giresun | Sarvan |
| FAI340 | Landraces | Giresun | Konacik |
| FAI341 | Landraces | Giresun | Konacik |
| FAI343 | Wild | Giresun | Bulancak; Bozat |
| FAI344 | Wild | Giresun | Piraziz; Balcikli |
| FAI345 | Wild | Giresun | Kemaliye |
| FAI346 | Wild | Giresun | Piraziz; Maden |
| FAI347 | Landraces | Giresun | Guneykoy |

(Cont. on the next page)

Table 2.2. (cont.)

| | | | |
|--------|-----------|---------|----------------------|
| FAI348 | Wild | Giresun | Guneykoy |
| FAI349 | Landraces | Giresun | Piraziz; Maden |
| FAI350 | Landraces | Giresun | Bulancak |
| FAI351 | Wild | Giresun | Bulancak; Seyhmusa |
| FAI352 | Wild | Giresun | Bulancak; Ahmetli |
| FAI355 | Landraces | Giresun | Hamidiyekoy |
| FAI356 | Landraces | ? | |
| FAI357 | Wild | Giresun | Boztekke |
| FAI359 | Wild | Giresun | Darikoy |
| FAI360 | Wild | Giresun | Hamidiyekoy |
| FAI361 | Wild | Giresun | Calis |
| FAI362 | Landraces | Giresun | Piraziz; Şeyhli |
| FAI363 | Landraces | Giresun | Boztekke |
| FAI364 | Wild | Giresun | Samanlik Kirani |
| FAI365 | Wild | Giresun | Kayadibi |
| FAI366 | Landraces | Giresun | Darikoy |
| FAI369 | Landraces | Giresun | Bulancak; Ucarli |
| FAI370 | Wild | Giresun | Alinca |
| FAI372 | Landraces | Giresun | Dogankent; Catalagac |
| FAI375 | Landraces | Giresun | Bulancak; Hisarkaya |
| FAI376 | Wild | Giresun | Duroglu |
| FAI377 | Wild | Giresun | Duroglu |
| FAI378 | Landraces | Giresun | Bulancak; Tepecik |
| FAI380 | Wild | Giresun | Bulancak; Icilli |
| FAI381 | Landraces | Giresun | Bulancak; Burunucu |
| FAI383 | Wild | ? | |
| FAI384 | Wild | Giresun | Bulancak; Kizilot |
| FAI385 | Wild | Giresun | Bulancak; Kizilot |

(Cont. on the next page)

Table 2.2. (cont.)

| | | | |
|--------|-----------|---------|-----------------------------|
| FAI387 | Wild | Giresun | Piraziz; Kilicli |
| FAI388 | Landraces | Giresun | Bulancak; Semsettin |
| FAI390 | Landraces | Giresun | Bulancak; Semsettin |
| FAI391 | Landraces | Giresun | Bulancak; Semsettin |
| FAI392 | Wild | Giresun | Bulancak; Kusluhan |
| FAI393 | Landraces | Giresun | Bulancak; Kusluhan |
| FAI394 | Landraces | Giresun | Canakci; Saraykoy |
| FAI397 | Wild | Giresun | Bulancak; Semsettin |
| FAI398 | Landraces | Giresun | Bulancak; Kusluhan |
| FAI399 | Landraces | Giresun | Bulancak; Inece |
| FAI402 | Landraces | Giresun | Duroglu |
| FAI403 | Landraces | Giresun | Sarvan |
| FAI406 | Wild | Giresun | Kesap; Yazlik |
| FAI408 | Wild | Ordu | Kocamanbasi |
| FAI409 | Wild | Ordu | Uzunisa |
| FAI410 | Landraces | Ordu | Uzunisa |
| FAI412 | Landraces | Giresun | Hazelnut Research Institute |
| FAI413 | Landraces | Giresun | Hazelnut Research Institute |
| FAI414 | Wild | Ordu | Terme |
| FAI421 | Landraces | Ordu | Aybasti |
| FAI422 | Wild | Ordu | Unye; Baskoy |
| FAI424 | Landraces | Trabzon | Arakli; Özgen |
| FAI426 | Landraces | Trabzon | Arakli; Yigitozu |
| FAI428 | Landraces | Trabzon | Of; Bolumlu |
| FAI429 | Landraces | Trabzon | Arakli; Yigitozu |
| FAI431 | Wild | Trabzon | Arakli; Tasonu |
| FAI432 | Landraces | Giresun | Yaglidere; Umitbuku |
| FAI433 | Landraces | Giresun | Tirebolu; Cegel |

(Cont. on the next page)

Table 2.2. (cont.)

| | | | |
|--------|-----------|---------|------------------------|
| FAI439 | Landraces | Ordu | Unye; Baskoy |
| FAI441 | Wild | Ordu | Persembe; Ortatepe |
| FAI442 | Wild | Ordu | Unye; Baskoy |
| FAI443 | Landraces | Giresun | Espiye; Adabuk |
| FAI446 | Landraces | Giresun | Kesap; Guneykoy |
| FAI448 | Landraces | Trabzon | Arakli; Yildizli |
| FAI451 | Landraces | Giresun | Yaglidere; Omerli |
| FAI456 | Wild | Trabzon | Carsibasi; Kavakli |
| FAI457 | Wild | Trabzon | Carsibasi; Kucukkoy |
| FAI458 | Landraces | Trabzon | Vakfikebir; Kucukkoy |
| FAI459 | Wild | Trabzon | Besikduzu; Kutluca |
| FAI460 | Wild | Trabzon | Carsibasi; Kucukkoy |
| FAI461 | Wild | Trabzon | Besikduzu; Korkuthan |
| FAI465 | Landraces | Giresun | Bulancak; Pazarsuyu |
| FAI466 | Landraces | Giresun | Bulancak; Pazarsuyu |
| FAI468 | Landraces | Giresun | Bulancak; Tepecik |
| FAI469 | Landraces | Giresun | Bulancak; Tepecik |
| FAI472 | Wild | Giresun | Dogankent; Sadakli |
| FAI473 | Wild | Giresun | Tirebolu; Yaglikuyumcu |
| FAI474 | Wild | Trabzon | Hopa; Camli |
| FAI475 | Wild | Trabzon | Hopa; Camli |
| FAI476 | Landraces | Giresun | Tirebolu; Ketencukur |
| FAI478 | Landraces | Giresun | Tirebolu; Balcikbeleni |
| FAI479 | Landraces | Giresun | Guce |
| FAI481 | Landraces | Artvin | Hopa;Kuledibi |
| FAI482 | Landraces | Giresun | Alinca |
| FAI483 | Landraces | ? | |
| FAI484 | Landraces | ? | |

(Cont. on the next page)

Table 2.2. (cont.)

| | | | |
|--------|-----------|---------|-----------------------------|
| FAI485 | Wild | ? | |
| FAI486 | Landraces | ? | |
| FAI583 | Landraces | Ordu | Ulubey |
| FAI584 | Landraces | Ordu | Ulubey |
| FAI585 | Landraces | Ordu | Fatsa/Bolaman |
| FAI589 | Landraces | Giresun | Hazelnut Research Institute |
| FAI590 | Landraces | Giresun | Hazelnut Research Institute |
| FAI591 | Landraces | Giresun | Hazelnut Research Institute |
| FAI592 | Wild | Giresun | Hazelnut Research Institute |
| FAI593 | Wild | ? | Hazelnut Research Institute |
| FAI594 | Wild | Giresun | Hazelnut Research Institute |
| FAI604 | Landraces | Erzurum | Hinis;Karagoz |

2.1.3. World Collection

For SSR marker validation, 27 cultivars from nine countries: Italy, USA, France, UK, Croatia, Germany, Romania, Spain and Hungary (samples provided by Dr. Anita Solar, Biotechnical Faculty, Department of Agronomy, University of Ljubjana) and 19 Turkish cultivars with one wild genotype from the Hazelnut Research Institute were used (Table 2.3). The Turkish cultivar ‘Tombul’ obtained from the Hazelnut Research Institute (Giresun, Turkey) was used for sequencing.

Table 2.3. Hazelnut accessions used in SSR marker validation.

| Name | Origin | Cultivar / Wild |
|------------|---------|-----------------|
| 101 | Italy | Cultivar |
| 119 | Italy | Cultivar |
| Aci | Turkey | Cultivar |
| Allahverdi | Turkey | Cultivar |
| Arutela | Romania | Cultivar |

(Cont. on the next page)

Table 2.3. (cont.)

| | | |
|-----------------------------|---------|----------|
| Badnuss | UK | Cultivar |
| Bearn | France | Cultivar |
| Brixnut | USA | Cultivar |
| Cavcava | Turkey | Cultivar |
| Corabel | France | Cultivar |
| Cosford | UK | Cultivar |
| Çakıldak | Turkey | Cultivar |
| E-104 | Italy | Cultivar |
| Ennis | USA | Cultivar |
| F-104 | Italy | Cultivar |
| FAI604 | Turkey | Wild |
| Feriale | France | Cultivar |
| Ferwiller | France | Cultivar |
| Fosa | Turkey | Cultivar |
| Giresun Melezi | Turkey | Cultivar |
| Gunslebert | Germany | Cultivar |
| Istrska dolgoplodna leska | Croatia | Cultivar |
| Istrska okrogloplodna leska | Croatia | Cultivar |
| Incekara | Turkey | Cultivar |
| Kalinkara | Turkey | Cultivar |
| Kan | Turkey | Cultivar |
| Kara | Turkey | Cultivar |
| Kargalak | Turkey | Cultivar |
| Kuş | Turkey | Cultivar |
| Landsberg | Germany | Cultivar |
| Lansing | USA | Cultivar |
| Lewis | USA | Cultivar |
| Mogul | UK | Cultivar |
| Negret | Spain | Cultivar |
| Okay28 | Turkey | Cultivar |
| Palaz | Turkey | Cultivar |

(Cont. on the next page)

Table 2.3. (cont.)

| | | |
|------------------|---------|----------|
| Pauetet | Spain | Cultivar |
| Riccadi Tlanico | Italy | Cultivar |
| Romoi | Hungary | Cultivar |
| Sivri | Turkey | Cultivar |
| Tombul | Turkey | Cultivar |
| Tonda di Giffoni | Italy | Cultivar |
| Uzun Musa | Turkey | Cultivar |
| Valcea | Romania | Cultivar |
| Willamette | USA | Cultivar |
| Yassi Badem | Turkey | Cultivar |
| Yuvarlak Badem | Turkey | Cultivar |

2.2. Methods

2.2.1. DNA Extraction

Total genomic DNA was isolated from leaves sampled from individual trees according to Fulton et al.⁹⁹ for SSR and AFLP amplification. Total genomic DNA of Tombul was extracted using the Wizard Magnetic 96 Plant System (Promega Crop., Madison, WI, USA) and the Beckman Coulter Biomek NX Workstation for sequencing.

2.2.2. Molecular Marker Analysis

2.2.2.1. AFLP Analysis of Slovenian Germplasm

AFLP Core Reagent and AFLP Starter Primer Kits from Invitrogen (Carlsbad, CA, USA) were used according to the manufacturer's protocol⁴⁰. Sixty-four selective EcoRI/MseI primer combinations were tested on 'Willamette' (accession S58) and the wild accession B9. Based on these results, 11 combinations (M-CAC + E-AGC, M-CAA + E-ACG, M-CAA + E-ACC, M-CAG + E-ACT, M-CTC + E-AGG, M-CTC + E-ACA, M-CAT + E-ACA, M-CAT + E-ACT, M-CTA + E-ACA, M-CTG + E-AGC and M-CTT

+ E-AGG) were chosen as the most polymorphic and subsequently applied to the 102 hazelnut accessions. After selective PCR, fragments with labeled EcoRI primer signals were detected using a Genetic Analysis System CEQ 8800 machine (Beckman-Coulter, Fullerton, CA, USA). Amplification products were diluted 1:10 in sample loading solution (SLS) with 0.5 μ l size standard 600. The mixture for each accession was then run on a Beckman CEQ8800 capillary electrophoresis device using the frag2 method (capillary temperature 35 °C, denaturation 90 °C for 120 s, injection voltage 2.0 kV for 30 s, separation voltage 6.0 kV for 60 min). PCR fragments were scored binomially (presence 1, absence 0).

2.2.2.2. SSR Analysis of Slovenian Germplasm

A total of 49 SSR marker pairs was used to accession the 102 hazelnut accessions. SSR markers were selected based on their polymorphic allele content as reported by Bassil et al.⁴⁹, Boccacci et al.⁴⁸, and Gurcan et al.⁵³. PCR amplification was performed with 20 ng DNA in a 20- μ l reaction containing 10 pmol of each primer pair, 200 μ M dNTPs, 2 μ l 10 \times Taq polymerase buffer and 0.6 Unit Taq polymerase. The same reaction conditions were used for all primers: 30 cycles of denaturation at 94 °C for 30 s, annealing at 55 °C for 30 s and extension at 72 °C for 30 s. These cycles were preceded by a denaturing step at 94 °C for 3 min and ended with an extension step at 72 °C for 5 min. The PCR amplifications were performed in a GeneAmp PCR system 9700 (Perkin Elmer Applied Biosystems). After amplification, samples were separated by capillary electrophoresis using a Fragment AnalyzerTM (Applied Biosystems) with the DNF-900 dsDNA Reagent Kit (Advanced Analytical) according to the manufacturer's instructions. PCR fragments were scored binomially (presence 1, absence 0) because many of the SSR markers yielded more than two fragments and allelism could not be determined.

2.2.2.3. SSR Analysis of Turkish Germplasm

Thirty SSR markers with high levels of polymorphism as reported by Gürcan et al.⁴⁸ were used for genetic diversity determination. For all primer combinations, PCR amplification was performed with 20 ng DNA in a 20 μ l reaction containing 10 pmol each primer pair, 200 μ M dNTPs, 2 μ l 10 \times Taq polymerase buffer and 0.6 Unit Taq polymerase.

A GeneAmp PCR system 9700 (Perkin Elmer Applied Biosystems) machine was used for PCR amplification. Reaction conditions were: denaturation at 94 °C for 30 sec; 30 cycles of denaturation at 94 °C, annealing at 55 °C for 30 sec and extension at 72 °C for 30 sec; and final extension at 72 °C for 5 min. PCR fragments were separated by capillary electrophoresis using a Fragment AnalyzerTM (Applied Biosystems) with the DNF-900 dsDNA Reagent Kit (Advanced Analytical) according to the manufacturer's instructions. Because many of the primer pairs yielded more than two fragments and allelism could not be determined, the individual fragments were scored binomially (presence 1, absence 0).

2.2.3. Sequencing of 'Tombul' Cultivar

Illumina Mi-Seq sequencing of 'Tombul' genomic DNA was performed at the Biotechnology Center at the University of Wisconsin-Madison, USA (<https://www.biotech.wisc.edu/>).

2.2.3.1. Data Pre-Processing

Illumina Sequencing Technology depends on adapters (synthetic short DNA sequences) to sequence DNA fragments. These adapter sequences may decrease assembly quality and must be removed. Thus, adapter sequences were removed from reads using Cutadapt version 1.8.3 software using default settings¹⁰⁰. At the end of this step, any reads smaller than 20 nucleotides were removed. To detect human contaminants in the dataset, cleaned reads were mapped against the human genome using Bowtie version 2.1.0¹⁰¹ and possible contaminants were removed.

2.2.3.2. Sequence Assembly

ABYSS version 1.3.6¹⁰², a *de novo*, parallel, paired-end sequence assembler, was used to perform genomic DNA sequence assembly. To produce the best possible assembly, more than 100 runs were performed with different parameters such as changing kmer (all possible substrings of length k contained in reads) and required number of reads

to make a contig. In *de novo* genome assembly, there is not just one measurement or parameter to determine the best assembly; instead, a combination of different measurements or parameters gives an idea about the quality of the final assembly. For this purpose, N50 value (weighted median of contig length), assembly nucleotide length (closeness to estimated size of the *C. avellana* genome), and length of the largest contig were used to identify the best assembly. The settings that were finally chosen to create contigs were: (kmer=45) with default settings.

2.2.3.3. SSR Detection, Annotation and Primer Design

Contigs shorter than 1000 nucleotides were removed from the assembly. Thus, we only analyzed contigs larger than 1000 nucleotides for SSR detection using our in-house tool SiSeer (<http://bioinformatics.iyte.edu.tr/index.php?n=Softwares.SiSeeR>). The minimum number of repeats required to identify perfect SSRs was ten for mononucleotides, four for dinucleotides, and three for motifs comprised of three or more nucleotides. To annotate these identified SSRs, SSR sequences were extracted with their genomic context (padded with 100 nucleotides) and were converted to FASTA formatted sequences. These sequences were treated as query sequences and searched against the Uniprot non-redundant plant protein database (Taxonomy = Viridiplantae) with BLASTX version 2.2.30¹⁰³. The Primer 3 program (primer_core) version 2.3.6¹⁰⁴ was used to design primer pairs for the SSRs with the default settings and : primer task = generic, primer optimum size = 20, primer maximum size = 24, primer minimum size = 18, primer product size = 100-300, primer minimum Tm = 50, primer maximum Tm = 60 and primer optimum Tm=55.

2.2.3.4. Sequencing of SSR Loci

To ensure that the expected SSRs were amplified by the primers, ‘Tombul’ DNA was used as a template and the dye-terminator sequencing method was performed to validate SSR motifs. Eight primer pairs were randomly selected and PCR fragments were purified with the DNA Clean & Concentrator–5 Kit (Zymo Research) and used as templates for sequencing using GenomeLab DTCS Quick Start Kit (Beckman Coulter). Thermal cycling conditions of the sequencing reactions were: 30 cycles of 96 °C for 20

sec, 50 °C for 20 sec, 60 °C for 4 min. The reaction mixture for each SSR amplicon was then purified using ZR DNA Sequencing Clean-up Kit (Zymo Research), DNA was resuspended in 30 µL of sample loading solution (Beckman Coulter) and run on a Beckman CEQ8800 capillary electrophoresis device using the LFR-c method (injection voltage 2.0 kV for 10–15 sec, separation temperature 60 °C, separation voltage 7.4 kV, separation time 45 min).

2.2.3.5. Marker Analysis for Validation of Genomic SSR markers in World Collection

Amplification of the hazelnut DNA with genomic SSR primers was performed with 20 ng DNA in a 20 µl reaction containing 10 pmol each primer pair, 200 µm dNTPs, 2 µl 10X Taq polymerase buffer and 0.6 Unit Taq polymerase. Thermal cycling conditions consisted of one cycle of initial denaturation for 10 min at 94 °C, followed by 30 cycles of 94 °C for 30 sec, 55 °C for 30 sec, 72 °C for 30 sec, with a final extension step of 10 min at 72 °C. PCR fragments were separated by capillary electrophoresis using a Fragment Analyzer (Applied Biosystems) with the DNF-900 dsDNA Reagent Kit (Advanced Analytical) according to the manufacturer's instructions and were scored binomially (presence 1, absence 0).

2.2.3.6. Discrimination Analysis for Turkish Cultivars

The binomial data set was analyzed to discriminate Turkish cultivars from each other with a minimum number of SSR markers. The SSRs which gave two alleles after PCR amplification were chosen to ensure that the SSR was single copy in the hazelnut genome and to simplify scoring. Combinations of SSRs were tested until all standard Turkish cultivars which are grown at Hazelnut Research Institute orchard were discriminated from each other.

2.2.4. Molecular Genetic Diversity and Population Structure Analysis

2.2.4.1 Slovenian Germplasm

In the Slovenian germplasm, average gene diversity ¹⁰⁵ was calculated for each AFLP primer combination and SSR marker with the formula: average gene diversity_i = $(\sum_{i=1}^n 2fi(1 - fi))/n$ ¹⁰⁶, where fi is the frequency of band presence for the i^{th} allele and n is the number of alleles. Calculated in this way, the diversity value of a locus ranges from 0 (monomorphic) to 0.5 (highly informative). Cluster analysis was performed using the Dice coefficient ¹⁰⁷ and unweighted neighbor joining algorithm in DARwin 5 software ¹⁰⁸. DARwin 5 was also used for principal coordinate analysis (PCoA). Population structure was determined using the computer program Structure 2.3.4 ¹⁰⁹. Ad hoc statistics were used to find the best reflected subpopulation number for the hazelnut genotypes ¹¹⁰. For this analysis, the data were evaluated for 2 to 20 subpopulations (K= 2 to 20) with a burn-in time of 10,000 cycles. Each model was tested 10 times with 300,000 iterations per K. The probability change of each group (ΔK) was calculated using the program Structure Harvester ¹¹¹. The highest ΔK was determined to be the best fit. Clusters were determined according to a threshold of ≥ 0.70 inferred ancestry. Accessions that did not meet this threshold were considered as admixed. A second population structure computer program, InStruct ¹¹², was used to confirm the results of Structure and to test K= 1.

2.2.4.2 Turkish Germplasm and World Collection

PowerMarker software ¹¹³ was used to calculate polymorphism information content (PIC) and observed heterozygosity (Ho) values. Polymorphic alleles were used to analyze molecular genetic diversity and determine population structure. DARwin 5 software was used to analyze the data with the Dice coefficient ¹⁰⁷ and the unweighted neighbor joining algorithm ¹⁰⁸. This program was also used for principal coordinate analysis (PCoA). Structure 2.3.4 ¹⁰⁹ software was used to determine population structure. Ad hoc statistics were used to determine the best number of subpopulations ¹¹⁰. The data were evaluated for 2 to 20 subpopulations (K= 2 to 20) with 50,000 cycles. Each subpopulation model was tested 10 times with 300,000 iterations per K. The probability

change of each group (ΔK) was calculated using the program Structure Harvester ¹¹¹. The best number of subpopulations was determined from the highest ΔK . Hazelnuts were clustered using a threshold of inferred ancestry ≥ 0.70 . Accessions that did not meet this threshold were considered as admixed. A second population structure program, InStruct ¹¹², was used to confirm the results of Structure and to test $K=1$.

2.2.5. Core Set Selection of Turkish Germplasm

To select core set accessions, the SSR dataset for the hazelnut accessions was analyzed with PowerCore 1.0 software which uses the M (maximization) strategy and a modified heuristic algorithm ¹¹⁴. PowerCore software develops a core set by maximizing the number of alleles represented in a minimum number of individuals, thus, reducing redundancy.

2.2.6. Morphological Evaluation of Slovenian Germplasm

The hazelnut association panel was characterized over two consecutive years for 17 nut and kernel traits using 30 samples per accession. The 10 nut traits including length, width, thickness, shape index, caliber, shell thickness, weight, shape uniformity, and proportions of healthy and empty nuts. Nut length, width and thickness of randomly selected in-shell nuts from each hazelnut accession (cultivars and wild accessions) were measured using calipers in millimeters (mm). The largest value among the three dimensions (nut length, width, and thickness) was recorded as caliber. Shape index was calculated according to the following formula: $\text{width} + \text{thickness}/(2 \times \text{length})$. Shell thickness was determined on hand-cracked nuts using calipers to measure the convex side of each half of the shell. Nut weight was recorded in grams (g). Nut shape uniformity was visually determined for each hazelnut accession using a scale from 1 to 9 (1 = least uniform, 9 = most uniform). Proportions of healthy and empty nuts were calculated by cracking 30 nuts for each hazelnut accession. In addition to nut traits, the hazelnut association panel was characterized for seven kernel traits including weight, kernel percentage, shape uniformity, and proportions of kernels with brown spots, mold, deformation, and twin kernels. Kernel weight was recorded in grams (g). Kernel percentage was calculated as: $(\text{kernel weight}/\text{nut weight}) \times 100$. Shape uniformity was

visually determined for each hazelnut accession using a scale from 1 to 9 (1 = least uniform, 9 = most uniform). Proportion of kernels with brown spots, mold, deformation, and twin kernels were recorded using 1 kg nut samples harvested for each hazelnut accession.

Means and coefficients of variation for hazelnut cultivars and wild accessions from each region of Slovenia were calculated separately for comparison. Principal component analysis (PCA) was performed with DARwin¹⁰⁸ and PASW software¹¹⁵. Basic statistics such as correlation analysis between traits, paired sample Student's t tests, ANOVA, and discriminant analyses were performed using PASW software. Stepwise discriminant analysis of the nut and kernel traits was done using subpopulation, dendrogram cluster, and region as grouping variables.

2.2.7. Association Mapping

The binary data generated for the SSR markers assayed on the association panel were associated to the nut and kernel trait data using the GLM and MLM models of TASSEL v2.1 (Trait Analysis by aSSociation, Evolution and Linkage software)¹¹⁶. Linkage disequilibrium (LD) values (r^2 and P values) between SSR markers were calculated using the same software. Several association mapping (AM) models were tested to identify the one with the best fit for AM of nut and kernel traits. Tested models were GLM model without correction; GLM model corrected with the Q-matrix of population structure (subgroup number = 2) [GLM (Q)], principal components (PC) [GLM (PC)] and both Q and PC [GLM (Q + PC)]; MLM model corrected with kinship matrix (K)[MLM (K)], Q-matrix [GLM (Q)], principal components (PC) [GLM (PC)], and both Q and PC [GLM (Q + PC)]. Principal components (PC) were calculated in TASSEL software. The P values of the eight models were analyzed with QVALUE¹¹⁷ software using a false discovery rate (FDR) of 0.05¹¹⁸. The model with the highest probability of significant results (π_1) was accepted as the one with the best fit and only those results are reported here. The percent value of π_1 was calculated based on the probability that a given hypothesis is null, π_0 , such that $\pi_1(\%) = [100 - \pi_0(\%)]$. Marker-trait associations with P values lower than 0.0001 [$-\text{Log}(P \text{ value}) = 4$] were selected as significant associations.

CHAPTER 3

RESULTS

3.1. Molecular and Morphological Characterization of Slovenian Hazelnut Germplasm

Genetic diversity of the Slovenian germplasm's wild accessions and cultivars was determined using AFLP and SSR markers. In addition, kernel and nut traits were characterized. Together these data were used to identify genetic loci controlling the morphological traits.

3.1.1. AFLP and SSR Marker Polymorphism

A total of 532 polymorphic fragments was scored from the 11 selective AFLP primer combinations, with 27 to 69 polymorphic alleles per combination (Table 3.1). Thus, AFLP provided an average of 48.4 alleles per primer combination. Average gene diversity values, which indicate the informativeness of each combination were calculated and ranged from 0.20 (for M-CAC + E-AGC) to 0.30 (for M-CTA + E-ACA) with an average of 0.26. The 49 SSR primer pairs yielded a total of 504 polymorphic fragments in the 102 accessions with an average of 10.3 alleles per SSR marker. Number of polymorphic fragments ranged from four to 28 with SSRs B625 and B777 each yielding more than 25 fragments (Table 3.2). Average gene diversity values for the SSRs ranged from 0.20 to 0.45 with B790 and A602 as the most polymorphic markers. Average gene diversity for all 49 markers was 0.30.

Table 3.1. Average genetic diversity (GD) values for amplified fragment length polymorphism (AFLP) primer combinations used to characterize hazelnut accessions.

| AFLP Selective PCR Primers | Polymorphic Fragments/ Total Fragments | Average GD \pm SE |
|----------------------------|--|---------------------|
| <i>M-CAC + E-AGC</i> | 27/31 | 0.20 \pm 0.03 |
| <i>M-CAA + E-ACG</i> | 51/53 | 0.23 \pm 0.02 |
| <i>M-CAG + E-ACT</i> | 36/36 | 0.27 \pm 0.02 |
| <i>M-CTC + E-AAG</i> | 53/56 | 0.28 \pm 0.02 |
| <i>M-CAA + E-ACC</i> | 43/44 | 0.28 \pm 0.02 |
| <i>M-CAT + E-ACA</i> | 54/55 | 0.28 \pm 0.02 |
| <i>M-CTA + E-ACA</i> | 56/56 | 0.30 \pm 0.01 |
| <i>M-CAT + E-ACT</i> | 62/62 | 0.28 \pm 0.02 |
| <i>M-CTG + E-AGC</i> | 38/39 | 0.26 \pm 0.03 |
| <i>M-CTC + E-ACA</i> | 69/69 | 0.27 \pm 0.02 |
| <i>M-CTT + E-AGG</i> | 28/31 | 0.21 \pm 0.03 |

Table 3.2. Sequences and genetic diversity (GD) values of 49 simple sequence repeat (SSR) markers for characterization of Slovenian hazelnut accessions.

| Primer Name | Forward Primer | Reverse Primer | Number of polymorphic fragments | Average GD \pm SE |
|-------------|-------------------------------|------------------------------|---------------------------------|---------------------|
| A602 | AAGAGTGGGGGTGCACTATG | GGATTCATGCCTGCGATACT | 8 | 0.43 \pm 0.02 |
| A604 | GCTCCCGAGGACTTCCAG | CCACGACATTTCCCTCTCAG | 7 | 0.37 \pm 0.04 |
| A605 | CACCCTCAAACACTGTGACGA | TGGGTGCGATTCAATAACAC | 13 | 0.30 \pm 0.04 |
| A606 | CACCTAGCTTGTGGTGAAGC | TGACAATAATTAACCCTACACACTTTG | 11 | 0.40 \pm 0.03 |
| A611 | CACTAGCCAGCCCCTTTACA | CTGATGCCACAAACACAAGG | 10 | 0.25 \pm 0.05 |
| A613 | CACACGCCTTGTCACTCTTT | CCCCTTTCACATGTTTGCTT | 11 | 0.35 \pm 0.04 |
| A616 | CACTCATACCGCAAACCTCCA | ATGGCTTTTGCTTCGTTTTG | 11 | 0.40 \pm 0.02 |
| A622 | GGAAATTAAGAGAACTGGAGATTGGATGG | GCGACCCCTACAATATGAATTGTCTAGC | 5 | 0.32 \pm 0.04 |
| A627 | AACTCTGCTGGCACTGTTACTGCCTATT | GTTCAAAGGTGTCTCAAAGCAAGCACTA | 6 | 0.26 \pm 0.06 |
| A635 | GGATCTGTGGTTGGCTTTTTGGTACTAT | TTACCCAATGGATGATGGACTAGCATT | 6 | 0.30 \pm 0.06 |
| B602 | TCAGGATGAGACACCTTTACTCT | CCACAGTGGAATAGCACATTT | 7 | 0.28 \pm 0.05 |
| B603 | TGGTGGTGATAGGGAAGGAG | TCTTTTCTTCTTCAATCAGACGA | 9 | 0.26 \pm 0.05 |
| B604 | AACAGTCAGCCCCATTTCTG | CTTCCCTAATCCCCTCAACC | 10 | 0.32 \pm 0.03 |
| B606 | TCTTGTGGTTTAGCATACTTCTCG | GAAGAAAGCAAGAAGAGAGGAGA | 4 | 0.42 \pm 0.06 |
| B612 | GCACCTCAAACCTCCTGGAC | CCCAAACACACCCTTAGTGC | 9 | 0.35 \pm 0.03 |
| B613 | CGCGTTTTGAGTCCCTTTAG | CTACCCGCCTGCGAGAAC | 11 | 0.26 \pm 0.04 |
| B619 | AGTCGGCTCCCCTTTTCTC | GCGATCTGACCTCATTTTTG | 19 | 0.20 \pm 0.02 |
| B625 | CGCAAGTCATTGCACATTTT | GTGTGCTGTGCTCCTTTGAA | 28 | 0.22 \pm 0.02 |
| B628 | AATCCCCTCTAGCCCCATTA | CACAGAATATTTGTAATTACCACCACA | 13 | 0.33 \pm 0.03 |
| B631 | TGAAGCAGACAAGCGAATAGC | TTGTGTCTCTTTGTCTTGTAATCG | 9 | 0.25 \pm 0.05 |
| B635 | GCATCGCCAAATTATCGTCT | CTTCAACAAATCCAGGATGC | 12 | 0.23 \pm 0.04 |
| B640 | CTGCATTGATGGATTGGTTG | TTAAGAAAGGTACAAGGGCTCTC | 11 | 0.27 \pm 0.04 |

(Cont. on the next page)

Table 3.2. (cont.)

| | | | | |
|-------|----------------------------|--------------------------|----|-------------|
| B641a | CTCCCATGAAATGATTATTCTTAG | CAAGCCATCTGTTTTGCTGA | 4 | 0.33 ± 0.06 |
| B641b | ATATATATAGGCTGTGTGTGTGTGTG | ACAAGCCATCTGTTTTGCTG | 7 | 0.32 ± 0.05 |
| B648 | TGAAAGCGCCCAAACTTAT | CTTGCGTCTTTTTGGAGAGC | 15 | 0.29 ± 0.03 |
| B651 | TTTTCTGGAATGTCGCACAG | TCTCCTCCTCCAACAGTGG | 6 | 0.35 ± 0.05 |
| B652 | AGGATGCGTGGTTGTGATTT | TGGAGTAGGGTGATGAGAATGA | 17 | 0.23 ± 0.02 |
| B654 | TCGCATGGGTAATTTCTCAC | TCATCATTTGGGTGCTTCAA | 8 | 0.36 ± 0.04 |
| B655 | GGGTGGCAAAATCTATGTGC | CCATTTTCTCAGATTGAATAGCAA | 5 | 0.35 ± 0.07 |
| B657 | GAGAGTGCCTTCCTCTGG | AGCCTCACCTCCAACGAAC | 7 | 0.37 ± 0.05 |
| B660 | TGTTGTAGCACAACCCTTTCA | TGCTAGCAGCAAATGGCTTA | 6 | 0.37 ± 0.05 |
| B709 | CCAAGCACGAATGAACTCAA | GCGGTTCTCGTTGTACT | 12 | 0.28 ± 0.03 |
| B716 | GAACATTGTCGTATGCGGACT | TCTGTTTGTGCGCATGATT | 13 | 0.31 ± 0.03 |
| B726 | GGAAATGGCAAATCCGTCTA | AACGTTTTGCCTTCCTTGTG | 12 | 0.28 ± 0.03 |
| B728 | AGCAAGAGTTTCGAGCCAGTC | TGTGGAGAAGTCCCGGATAC | 18 | 0.23 ± 0.02 |
| B733 | CACCCTCTCACACCTCAT | CATCCCCTGTTGGAGTTTTC | 6 | 0.30 ± 0.07 |
| B735 | TCCTTGCCTCCGTAGAAAAA | TCCATAGCAACCAACGTTCA | 9 | 0.40 ± 0.03 |
| B741 | GTTACAGGCTGTTGGGTTT | CGTGTTGCTCATGTGTTGTG | 12 | 0.27 ± 0.03 |
| B758 | TAATTTAAGCTGCCGTGCAA | TGCAAAATTGCAATTGCTCAT | 12 | 0.28 ± 0.04 |
| B760 | AGCTAGCTCTGCATGCTGGT | TCCCTTCTGTTTTCGGGTA | 9 | 0.29 ± 0.05 |
| B774 | GTTTTGCGAGCTCATTGTCA | TGTGTGTGGTCTGTAGGCACT | 15 | 0.30 ± 0.03 |
| B776 | TGTATGTACACACGGAGAGAGAGA | TGAGGGGAAGAGGTTTGATG | 5 | 0.37 ± 0.07 |
| B777 | AGGGAAGGGTGTAGGACGTT | TCGTTTTCTCCACATCACCA | 27 | 0.28 ± 0.02 |
| B788 | TCCCTTCTCCGTCATCAAC | TCGTCACCGTCACCAGATAA | 7 | 0.34 ± 0.03 |
| B789 | GCCACGTCCAGAATCAAAAT | CCTCAGGGCTGAGAAGTTGA | 9 | 0.37 ± 0.05 |
| B790 | TGCAGGCTTATGCACATGAT | AGCCCTCACCTATAACCCTCT | 8 | 0.45 ± 0.01 |

(Cont. on the next page)

Table 3.2. (cont.)

| | | | | |
|-----------------------|-------------------------|-------------------------|----|-------------|
| B791 | CACCAGGACCCTGATACCAT | TCCACAATGATTTTGTGAAAAC | 8 | 0.35 ± 0.04 |
| CAC-B005 ^a | CAAACCTTATGATAGGCATGCAA | TGTCACCTTTGGAAGACAAGAGA | 7 | 0.30 ± 0.08 |
| CAT-C504 ^b | CGCCATCTCCATTTCCCAAC | CGGAATGGTTTTCTGCTTCAG | 10 | 0.40 ± 0.03 |

All primers are from Gurcan et al.⁵², otherwise noted: a from Bassil et al.⁴⁸ and b from Boccaci et al.⁴⁷

3.1.2. Genetic Diversity

The AFLP and SSR data were used to construct separate distance matrices and dendrograms using the Dice coefficient and unweighted neighbor-joining algorithm. Mantel tests showed very high correlations between the dendrograms and distance matrices ($r=0.96$ for both data sets). The distance matrices for the AFLP and SSR data were also tested for correlation using a Mantel test which indicated a very low correlation ($r=0.33$). For that reason, the two data sets were not combined.

With the AFLP data, the hazelnut accessions grouped into two main clusters: cluster A with 46 accessions and cluster B with 54 (Figure 3.1). A third cluster contained only two accessions. The minimum and maximum genetic dissimilarities between hazelnut accessions were 0.06 and 0.52, respectively, with a mean value of 0.32. All but seven of the cultivars (85%) fell in cluster A while all but five of the wild accessions (91%) fell in cluster B which also contained five cultivars. The remaining two cultivars, 'Romische Zellernuss' and 'Valcea', clustered separately (C). The cultivars in cluster A did not show any grouping based on geographical origin. In contrast, some clustering by origin was observed for the wild material. For example, a distinct subcluster of cluster B contained 18 of the 23 wild accessions from Vipava-Razdrto and Bovec (78%), 'Willamette' and a single wild accession from Maribor. In addition, seven of the eight remaining Maribor accessions were closely grouped in the AFLP dendrogram, the rest of the wild accessions in cluster B were intermixed.

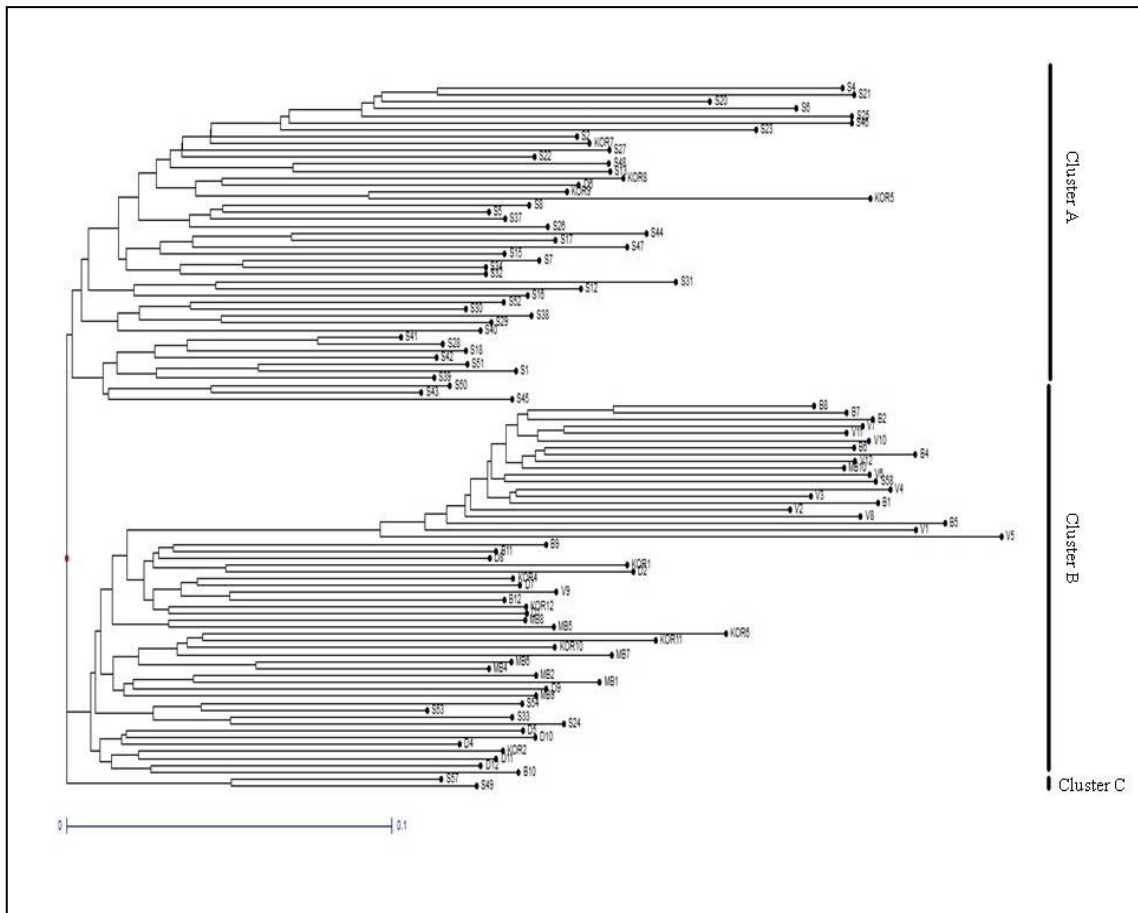


Figure 3.1 Unweighted neighbor-joining dendrogram of the 102 Slovenian National Collection genotypes based on 11 selective primer combinations of amplified fragment length polymorphism (AFLP).

The dendrogram constructed with the SSR data consisted of four clusters with 31, 46, 21, and 4 accessions in clusters A to D, respectively (Figure 3.2). The minimum genetic dissimilarity between hazelnut accessions was 0.22 and the maximum dissimilarity was 0.85 with a mean of 0.58. All but three (94%) of the cultivars (‘Tonda di Giffoni’, ‘Pauetet’ and ‘Valcea’) were found in cluster B which only contained one wild accession (accession 10 from Dolenjska). As with the AFLP dendrogram, the cultivars did not show any clustering by geographical origin. In addition, most of the wild accessions from Vipava-Razdrto and Bovec were intermixed and separate from the other accessions in cluster A. Similar intermixing was seen for wild accessions from Maribor, Koroska, and Dolenjska in clusters A and C.

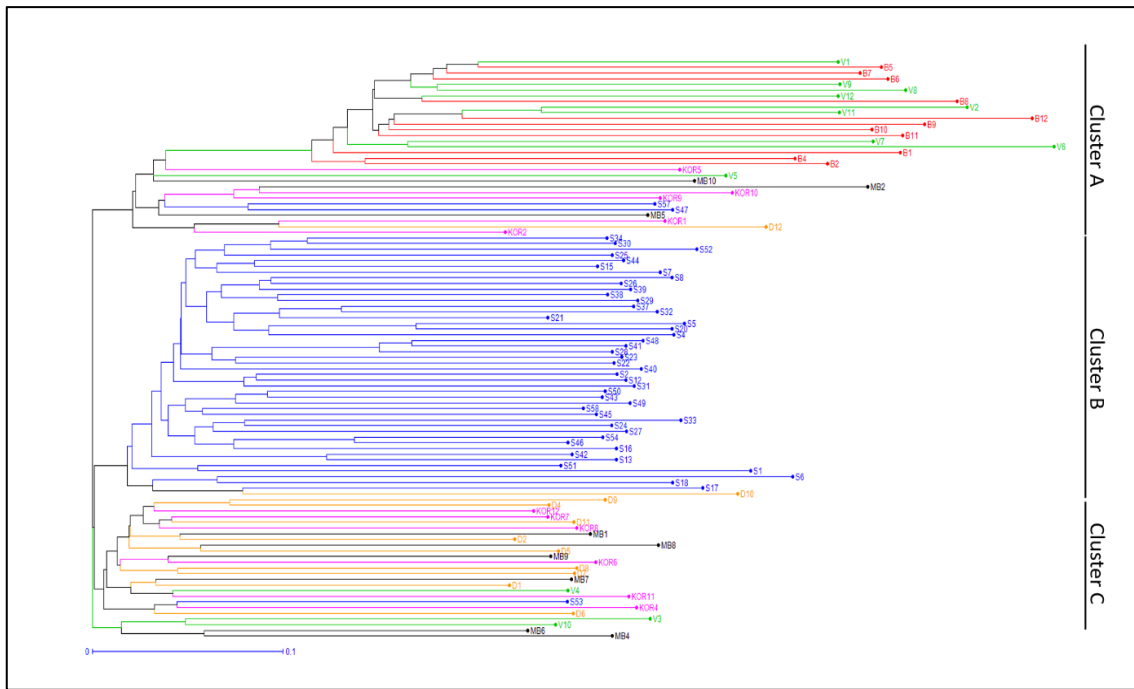


Figure 3.2. Unweighted neighbor-joining dendrogram of the 102 hazelnut accessions based on SSR data. Accessions are color coded by origin: blue = cultivar, red = Bovec, orange = Dolenjska, purple = Koroska, black = Maribor, green = Vipava-Razdrto.

Principal coordinate analysis (PCoA) of both molecular marker datasets showed clear separation of the wild accessions from the cultivars (Figure 3.3). As with the dendrogram analysis, the Vipava-Razdrto and Bovec accessions clustered together and were distinct from the other wild accessions which were intermixed in the lower half of the two-dimensional PCoA plot. Nearly all of the cultivars fell in the upper right quadrant of the PCoA plot and were more tightly clustered than the wild material. Average Dice coefficient dissimilarity values were calculated for the SSR dataset (Table 3.3) to compare the diversity present in wild vs. cultivated accessions and in accessions from different regions. As expected, the wild material was more diverse than the cultivars with mean dissimilarity values of 0.60 and 0.50, respectively. Among the different regions where wild accessions were collected, Vipava- Razdrto (0.61), Bovec (0.57), and Maribor (0.55) had the most diverse material.

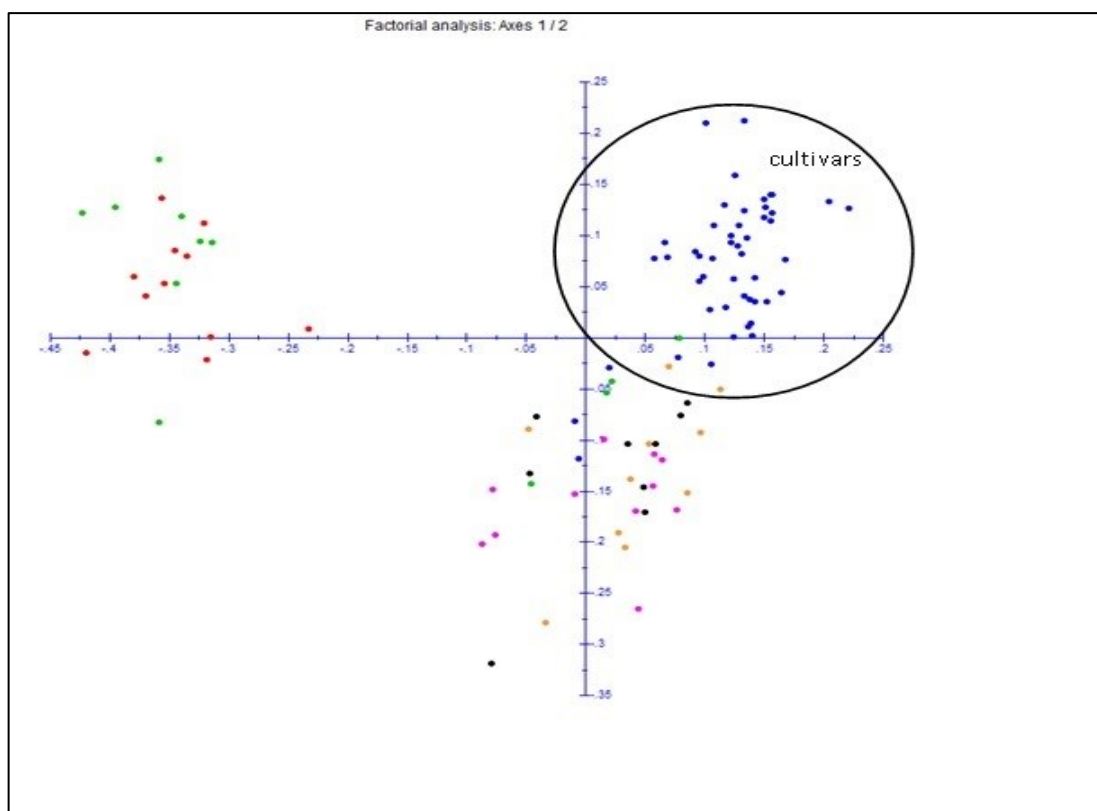


Figure 3.3. Principal coordinate analysis of hazelnut accessions based on SSR data. The first two Eigen vectors which explained 15.6 and 6.8% of the variance, respectively, are plotted. Genotypes are color coded by origin: blue = cultivar, red = Bovec, orange = Dolenjska, purple = Koroska, black = Maribor, green = Vipava-Razdrto. All but two cultivars are included in the circled region.

Table 3.3. Average Dice coefficient dissimilarity values for cultivated and wild hazelnut accessions as determined with SSR markers. Wild accessions are classified by origin, number of accessions are indicated in parenthesis after location code.

| Origin | Average dissimilarity | Range |
|---------------------------------|--------------------------|-----------|
| Cultivars (S, 48) | 0.50 | 0.22-0.71 |
| Wild material (all regions, 54) | 0.60 | 0.36-0.83 |
| Bovec (B, 11) | 0.57 | 0.43-0.69 |
| Dolenjska (D, 11) | 0.50 | 0.37-0.64 |
| Koroska (K, 11) | 0.51 | 0.36-0.65 |
| Maribor (MB, 9) | 0.55 | 0.39-0.75 |
| Vipava-Razdrto (V, 12) | 0.61 | 0.38-0.78 |

3.1.3. Population Structure

Population structure analysis was performed with both the AFLP and SSR datasets and similar results were obtained. For that reason, only the SSR results are given here. According to the analysis, the data were best described by a K= 2 model, indicating that the material fell into two subpopulations. Based on a subpopulation identity threshold of $P \geq 0.7$, 62 individuals were assigned to subpopulation 1, 21 individuals were assigned to subpopulation 2, and 19 individuals were admixed. All but five of the hazelnut cultivars belonged to subpopulation 1 with the remaining accessions ('101', 'F-104', 'Bandnuss', 'Pauetet', and 'Valcea') showing an admixed ancestry (Figure 3.4, Table 3.4). The wild accessions were nearly equally divided between subpopulations 1 and 2 with 19 and 21 individuals in each subpopulation, respectively. The remaining 14 (26%) wild accessions were admixed. When the wild material was examined by region, all of the wild accessions from Bovec and most from Vipava-Razdrto (8 of 12 accessions) belonged to subpopulation 2 while the Dolenjska accessions (8 of 11) primarily fell into subpopulation 1 (Figure 3.4). Both Koroska and Maribor had higher incidence of admixed accessions with 36 and 56%, respectively (Figure 3.4).



Figure 3.4. Population structure of hazelnuts according to SSR results. Each accession is represented by a vertical bar. Green sections within each vertical bar indicate membership coefficient (y-axis) of the accession to subpopulation 1 while red sections indicate membership to subpopulation 2.

Table 3.4. Hazelnut accessions and origins. Inferred subpopulation and assignment and dendrogram clustering are based on SSR results.

| Name (Accession) | Type of Material | Origin | Genetic Background | Inferred Subpopulation | Dendrogram Cluster |
|--------------------------------------|------------------|----------------|---|------------------------|--------------------|
| 101 (s1) | Cultivar | Italy | s54 x s13 | Admixed | B |
| 119 (s2) | Cultivar | Italy | s54 x s13 | 1 | B |
| Apolda (s4) | Cultivar | Italy | | 1 | B |
| Arutela (s5) | Cultivar | Romania | Merveille de Bollwiller x s54 | 1 | B |
| Bandnuss (s6) | Cultivar | United Kingdom | | Admixed | B |
| Bearn (s7) | Cultivar | France | | 1 | B |
| Brixnut (s8) | Cultivar | USA | | 1 | B |
| Corabel = N-473 (s12) | Cultivar | France | s21 seedling | 1 | B |
| Cosford (s13) | Cultivar | United Kingdom | | 1 | B |
| Daviana (s15) | Cultivar | United Kingdom | | 1 | B |
| E-104 = Daria (s16) | Cultivar | Italy | s54 x s13 | 1 | B |
| Ennis (s17) | Cultivar | USA | | 1 | B |
| F-104 (s18) | Cultivar | Italy | s54 x s13 | Admixed | B |
| Feriale (s20) | Cultivar | France | s28 x Butler | 1 | B |
| Fertile de Coutard = Barcelona (s21) | Cultivar | USA | | 1 | B |
| Ferwiller (s22) | Cultivar | France | Merveille de Bollwiller x Tonda G. Romana | 1 | B |

(Cont. on the next page)

Table 3.4. (cont.)

| | | | | | |
|-----------------------------------|----------|----------------|--------------------------------|---|---|
| Frutto Grosso (s23) | Cultivar | Italy | | 1 | B |
| G1 (s24) | Cultivar | Italy | Payrone x Tonda Gentile Romana | 1 | B |
| Gem (s25) | Cultivar | USA | | 1 | B |
| Gunslebert (s26) | Cultivar | Germany | | 1 | B |
| Heynich's Zellernuss (s27) | Cultivar | Germany | | 1 | B |
| Imperiale de Trebizonde (s28) | Cultivar | Turkey | | 1 | B |
| Istrska dolgoplodna leska (s29) | Cultivar | Croatia | | 1 | B |
| Istrska okrogloplodna leska (s30) | Cultivar | Croatia | | 1 | B |
| Lambertskibeli (s31) | Cultivar | Germany | | 1 | B |
| Landsberg (s32) | Cultivar | Germany | | 1 | B |
| Lansing (s33) | Cultivar | USA | | 1 | B |
| Lewis = OSU 243.002 (s34) | Cultivar | USA | (s21 x Tombul Ghiaghli) x s58 | 1 | B |
| Mogul (s37) | Cultivar | United Kingdom | | 1 | B |
| Morell (s38) | Cultivar | Spain | | 1 | B |
| Mortarella (s39) | Cultivar | Italy | | 1 | B |
| N-650 = H368-22 (s40) | Cultivar | France | Tonda Gentile Romana x s54 | 1 | B |
| Negret (s41) | Cultivar | Spain | | 1 | B |

(Cont. on the next page)

Table 3.4. (cont.)

| | | | | | |
|----------------------------------|----------|--------------------|-------------------------------|---------|---|
| Nocchione = Montebello (s42) | Cultivar | Italy | | 1 | B |
| OSU 166.034 (s43) | Cultivar | USA | Casina x Butler | 1 | B |
| OSU 167.002 (s44) | Cultivar | USA | | 1 | B |
| OSU 238.125 (s45) | Cultivar | USA | | 1 | B |
| OSU 244.001 (s46) | Cultivar | USA | (s21 x Tombul Ghiaghli) x s58 | 1 | B |
| Pauetet (s47) | Cultivar | Spain | | Admixed | A |
| Riccia di Talanico (s48) | Cultivar | Italy | | 1 | B |
| Romische Zellernuss (s49) | Cultivar | unknown (Germany?) | | 1 | B |
| Romai (s50) | Cultivar | Hungary | | 1 | B |
| Segorbe (s51) | Cultivar | Spain | | 1 | B |
| Sodlinger (s52) | Cultivar | unknown (Germany?) | | 1 | B |
| Tonda di Giffoni (s53) | Cultivar | Italy | | 1 | C |
| Tonda Gentile delle Langhe (s54) | Cultivar | Italy | | 1 | B |
| Valcea (s57) | Cultivar | Romania | clonal selection of Furfulak | Admixed | A |
| Willamette (s58) | Cultivar | USA | s42 x Compton | 1 | B |
| d1 | Wild | Dolenjska | | 1 | C |
| d2 | Wild | Dolenjska | | 1 | C |

(Cont. on the next page)

Table 3.4. (cont.)

| | | | | |
|------|------|-----------|---------|---|
| d4 | Wild | Dolenjska | 1 | C |
| d5 | Wild | Dolenjska | 1 | C |
| d6 | Wild | Dolenjska | 1 | C |
| d7 | Wild | Dolenjska | 1 | C |
| d8 | Wild | Dolenjska | 1 | C |
| d9 | Wild | Dolenjska | Admixed | C |
| d10 | Wild | Dolenjska | Admixed | B |
| d11 | Wild | Dolenjska | 1 | C |
| d12 | Wild | Dolenjska | Admixed | A |
| kor1 | Wild | Koroska | Admixed | A |
| kor2 | Wild | Koroska | 1 | A |
| kor4 | Wild | Koroska | 1 | C |
| kor5 | Wild | Koroska | Admixed | A |
| kor6 | Wild | Koroska | 1 | C |
| kor7 | Wild | Koroska | 1 | C |
| kor8 | Wild | Koroska | 1 | C |
| kor9 | Wild | Koroska | Admixed | A |

(Cont. on the next page)

Table 3.4. (cont.)

| | | | | |
|-------|------|----------------|---------|---|
| kor10 | Wild | Koroska | 2 | A |
| kor11 | Wild | Koroska | Admixed | C |
| kor12 | Wild | Koroska | 1 | C |
| mb1 | Wild | Maribor | Admixed | C |
| mb2 | Wild | Maribor | 2 | A |
| mb4 | Wild | Maribor | Admixed | D |
| mb5 | Wild | Maribor | Admixed | A |
| mb6 | Wild | Maribor | 1 | D |
| mb7 | Wild | Maribor | 1 | C |
| mb8 | Wild | Maribor | Admixed | C |
| mb9 | Wild | Maribor | 1 | C |
| mb10 | Wild | Maribor | Admixed | A |
| v1 | Wild | Vipava-Razdrto | 2 | A |
| v2 | Wild | Vipava-Razdrto | 2 | A |
| v3 | Wild | Vipava-Razdrto | Admixed | D |
| v4 | Wild | Vipava-Razdrto | 1 | C |
| v5 | Wild | Vipava-Razdrto | Admixed | A |

(Cont. on the next page)

Table 3.4. (cont.)

| | | | | |
|-----|------|----------------|---|---|
| v6 | Wild | Vipava-Razdrto | 2 | A |
| v7 | Wild | Vipava-Razdrto | 2 | A |
| v8 | Wild | Vipava-Razdrto | 2 | A |
| v9 | Wild | Vipava-Razdrto | 2 | A |
| v10 | Wild | Vipava-Razdrto | 1 | D |
| v11 | Wild | Vipava-Razdrto | 2 | A |
| v12 | Wild | Vipava-Razdrto | 2 | A |
| b1 | Wild | Bovec | 2 | A |
| b2 | Wild | Bovec | 2 | A |
| b4 | Wild | Bovec | 2 | A |
| b5 | Wild | Bovec | 2 | A |
| b6 | Wild | Bovec | 2 | A |
| b7 | Wild | Bovec | 2 | A |
| b8 | Wild | Bovec | 2 | A |
| b9 | Wild | Bovec | 2 | A |
| b10 | Wild | Bovec | 2 | A |
| b11 | Wild | Bovec | 2 | A |
| b12 | Wild | Bovec | 2 | A |

3.1.4. Cultivar Origin

The cultivars were subjected to PCoA and plotted in two dimensions (Figure 3.5) to see if clustering was explained by the genetic background of the material. Seven of the cultivars were related to ‘Tonda Gentile delle Langhe’ while the ‘Cosford’ background was found in five cultivars (Table 3.4), ‘Fertile de Coutard’ and ‘Nocchione’ backgrounds were found in four cultivars each while ‘Compton’ background was found in three cultivars. ‘Tonda Gentile delle Langhe’ and ‘Cosford’-related cultivars showed no grouping in the PCoA. In contrast, ‘Fertile de Coutard’, ‘Nocchione’, and ‘Compton’-related material all showed similar clustering on the left side of the graph.

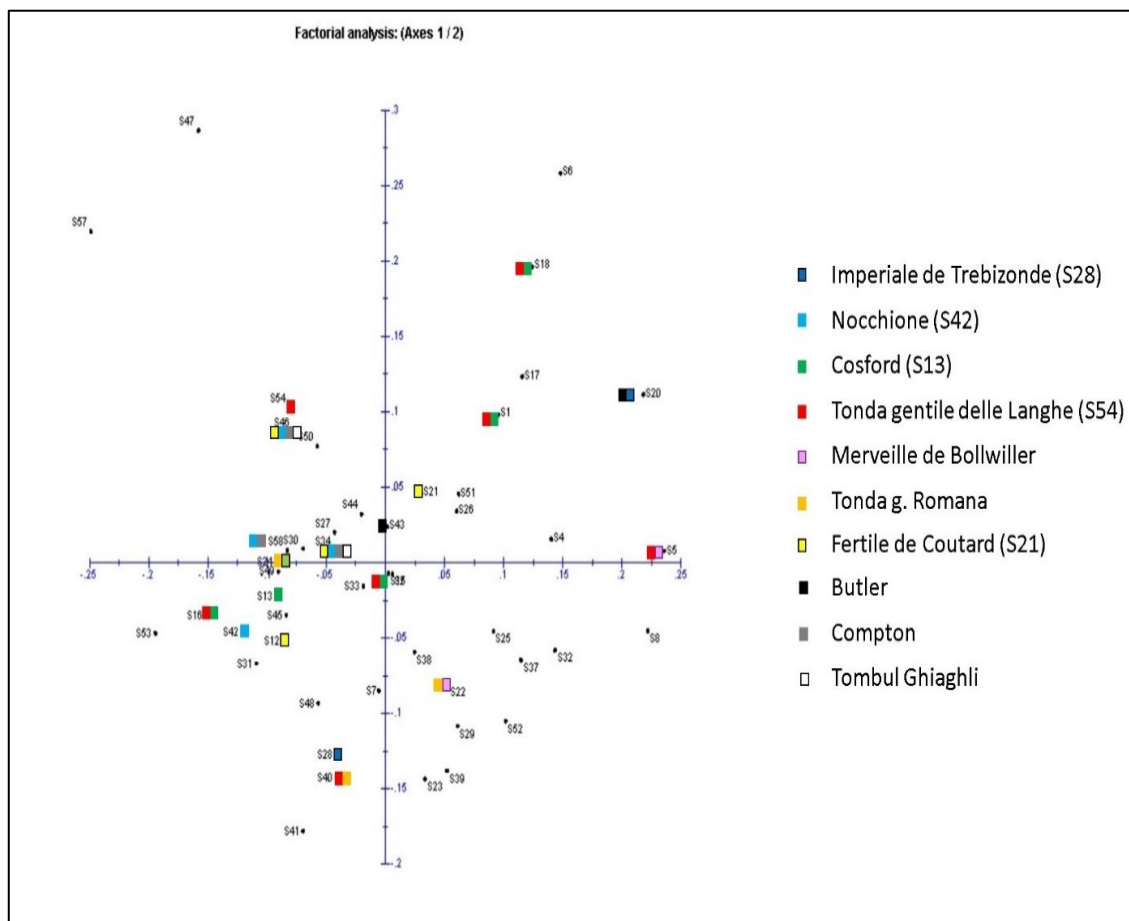


Figure 3.5. PCoA of hazelnut cultivars based on SSR results. Genetic background of cultivars is indicated by colored boxes.

3.1.5. Nut and Kernel Traits

A panel of 64 accessions was randomly selected for the association analysis including 24 cultivars and 40 wild accessions. The panel was characterized for 10 nut and seven kernel traits. Cultivars and wild accessions were analyzed separately. The wild accessions were also analyzed according to region.

3.1.5.1 Nut Traits

Mean nut length, width, and thickness were significantly higher for the cultivars (means of 21, 20, 17.5 mm, respectively) than for wild accessions (means of 17.4, 14.5, 12.3 mm, respectively) (Table 3.5). Cultivars also had slightly higher coefficient of variation (CV) than wild accessions for these traits. ANOVA and LSD (least significant difference) tests showed that there was no significant difference between the means for these three parameters for wild accessions from different regions of Slovenia ($P \leq 0.05$). Nut width and thickness had the least variation in the wild accessions from Maribor (Table 3.6).

Mean caliber of wild accessions (17.4 mm) was significantly higher than that of cultivars (15.8 mm) (Table 3.5); however, both sets of material had similar amounts of variation for this trait (CV = 10 to 12%). There were no significant differences between calibers for each region of Slovenia ($P \leq 0.05$). Wild accessions from all regions with the exception of Bovec (5%) preserved the variation of the wild accessions for caliber (Table 3.6). Although hazelnut cultivars had slightly higher mean shape index (0.9) than wild accessions (0.8), cultivars and wild accessions had similar amounts of variation for shape index. Wild accessions from different regions had similar shape index with the least variation for this trait in Bovec and Koroska (Table 3.6).

Although mean nut shell thickness of the cultivars and wild accessions were the same (1.1 mm), wild accessions had more variation (CV = 20%) than cultivars (CV = 15%) (Table 1). There were no significant differences between wild accessions from each region for shell thickness (Table 3.6).

Hazelnut cultivars had two-fold higher mean nut weight (2.8 g) than wild accessions (1.3 g) (Table 3.5). Wild accessions had higher CV (32%) than cultivars (24%) for this trait with nuts as small as 0.6 g (Table 3.5). Hazelnuts from Maribor were the

lightest (0.9 g); however, this difference was not significant. Wild accessions from Koroska and Vipava-Razdrto had higher nut weight variation than the other regions with one accession from Koroska having nearly the same mean weight as the cultivars (2.6 vs. 2.8 g) (Table 3.6). Mean nut shape uniformity of wild accessions was higher (8) than that of the cultivars (7.5) (Table 3.5) with very little variation for this trait in both sets of material. There was no significant difference for nut shape uniformity in different regions of Slovenia (Table 3.6).

The proportion of healthy nuts for cultivars (90.8%) was much higher than for wild accessions (57.3%) with much more variation for this parameter in the wild accessions (CV = 65% vs. 7%) (Table 3.5). The Dolenjska and Vipava-Razdrto accessions had significantly healthier nuts (80 to 88%) than the Koroska accessions (12.5%). Cultivars and wild material had similarly low proportions of empty nuts. However, the wild accessions had much more variation for this trait with one accession producing 90% empty nuts. All wild accessions except those from Koroska and Maribor had no empty nuts (Table 3.6).

Table 3.5. Nut and kernel traits for hazelnut cultivars and wild accessions.

| Trait | Cultivars (S) | | | Wild material (all regions) | | |
|-------------------------|---------------|---------------|-----|-----------------------------|---------------|-----|
| | Mean ± SE | Range | CV | Mean ± SE | Range | CV |
| Nut | | | % | | | % |
| Length, mm | 21 ± 0.7a | 16.5 - 29.16 | 15 | 17.4 ± 0.3b | 12.9 - 21.7 | 11 |
| Width, mm | 20 ± 0.6a | 16.98 - 27.6 | 14 | 14.5 ± 0.3b | 12.1 - 17.5 | 9 |
| Thickness, mm | 17.5 ± 0.5a | 14.2 - 24.37 | 14 | 12.3 ± 0.3b | 10.3 - 14.9 | 11 |
| Calibre, mm | 15.8 ± 0.4a | 12.24 - 20.25 | 12 | 17.4 ± 0.3b | 13 - 21.7 | 10 |
| Shape index | 0.9 ± 0.1a | 0.7 - 1.17 | 12 | 0.8 ± 0.1b | 0.54 - 0.92 | 12 |
| Shell thickness, mm | 1.1 ± 0.1a | 0.85 - 1.6 | 15 | 1.1 ± 0.1a | 0.7 - 1.7 | 20 |
| Weight, g | 2.8 ± 0.1a | 1.86 - 4.3 | 24 | 1.3 ± 0.1b | 0.6 - 2.6 | 32 |
| Shape uniformity (1-9) | 7.5 ± 0.1a | 6 - 8 | 9 | 8 ± 0.1b | 7 - 8 | 2 |
| Healthy, % | 90.8 ± 1.2a | 82 - 100 | 7 | 57.3 ± 5.8b | 0 - 100 | 65 |
| Empty, % | 4.2 ± 0.8a | 0 - 13.33 | 96 | 3.7 ± 2.4a | 0 - 90 | 404 |
| Kernel | | | | | | |
| Weight, g | 1.2 ± 0.1a | 0.97 - 1.87 | 20 | 0.4 ± 0.1b | 0.1 - 1.1 | 50 |
| Kernel percentage | 46.3 ± 0.1a | 33.78 - 52.78 | 10 | 32.1 ± 1.8b | 11.11 - 73.33 | 34 |
| Shape uniformity, (1-9) | 6.5 ± 0.3a | 4 - 8 | 17 | 6.5 ± 0.3a | 2 - 8 | 22 |
| Brown spots, % | 0.6 ± 0.2a | 0 - 2.5 | 156 | 0 | - | - |
| Moldy, % | 0.4 ± 0a | 0 - 2.5 | 165 | 0 | - | - |
| Twins, % | 2 ± 0.7a | 0 - 15 | 179 | 0 | - | - |
| Deformed, % | 2.7 ± 0.5a | 0 - 9 | 83 | 38.7 ± 5.4b | 0 - 100 | 89 |

Table 3.6. Nut and kernel traits for wild accessions by regions.

| Trait | Bovec (B) | | | Dolenjska (D) | | | Koroska (K) | | | Maribor (MB) | | | Vipava-Razdrto (V) | | |
|---------------------|-------------|--------------|--------|----------------|--------------|--------|--------------|-------------|--------|---------------|-------------|--------|--------------------|--------------|--------|
| | Mean ± SE | Range | CV (%) | Mean ± SE | Range | CV (%) | Mean ± SE | Range | CV (%) | Mean ± SE | Range | CV (%) | Mean ± SE | Range | CV (%) |
| Nut | | | | | | | | | | | | | | | |
| Length, mm | 16.4 ± 0.3a | 14.7 - 18.1 | 5 | 18.3 ± 0.6a | 15 - 21.7 | 11 | 17.6 ± 1.1a | 12.9 -19.3 | 12 | 16.7 ± 0.1a | 14.6 -20.2 | 13 | 17.5 ± 0.7a | 15.9 – 20.0 | 9 |
| Width, mm | 14.7 ± 0.4a | 13.2 - 16.8 | 8 | 14.4 ± 0.3a | 12.6 - 15.8 | 7 | 14.8 ± 1.0a | 12.1 -17.1 | 13 | 13.7 ± 0.4a | 12.7 -14.6 | 5 | 14.6 ± 0.9a | 12.3 - 17.5 | 15 |
| Thickness, mm | 12.7 ± 0.5a | 10.9 - 14.6 | 11 | 11.8 ± 0.3a | 10.7 - 13.4 | 9 | 12.7 ± 0.9a | 10.4 -14.5 | 13 | 11.8 ± 0.2a | 11.2 -12.4 | 4 | 12.6 ± 0.8a | 10.3 - 14.9 | 15 |
| Caliber, mm | 16.4 ± 0.3a | 14.7 - 18.1 | 5 | 18.3 ± 0.6a | 15.3 - 21.7 | 10 | 17.6 ± 1.1a | 13.0 -19.3 | 12 | 16.7 ± 0.1a | 14.7 -20.2 | 13 | 17.5 ± 0.7a | 15.9 – 20.0 | 9 |
| Shape index | 0.8 ± 0.1a | 0.8 - 0.9 | 6 | 0.7 ± 0.1a | 0.5 - 0.9 | 13 | 0.9 ± 0.1a | 0.7 -0.9 | 9 | 0.8 ± 0.1a | 0.6 -0.9 | 14 | 0.8 ± 0.1a | 0.6 - 0.9 | 14 |
| Shell thickness, mm | 1.2 ± 0.1a | 0.8 - 1.4 | 19 | 1.1 ± 0.1a | 0.7 - 1.3 | 20 | 1.2 ± 0.2a | 0.8 -1.7 | 20 | 1.0 ± 0.1a | 0.7 -1.3 | 24 | 1.1 ± 0.1a | 0.8 - 1.3 | 17 |
| Weight, g | 1.2 ± 0.1a | 0.9 - 1.6 | 17 | 1.4 ± 0.1a | 1.2 - 2.1 | 17 | 1.3 ± 0.4a | 0.6 -2.6 | 49 | 0.9 ± 0.2a | 0.6 -1.3 | 29 | 1.5 ± 0.3a | 0.9 - 2.2 | 36 |
| Shape uniformity | 8.0 ± 0a | - | 0 | 8.0 ± 0a | - | 0 | 7.9 ± 0.2a | 7.0 – 8.0 | 4 | 8.0 ± 0a | - | 0 | 8.0 ± 0a | - | 0 |
| Healthy, % | 55.0 ± 9.0a | 0 – 90.0 | 52 | 80.7 ± 6.0b | 50.0 – 100.0 | 23 | 12.5 ± 12.2c | 0 -70.0 | 195 | 45.0 ± 22.2a | 0 -100.0 | 110 | 88.3 ± 3.3bc | 75.0 – 100.0 | 9 |
| Empty, % | 0a | - | - | 0a | - | - | 5 ± 5.3b | 0 -30.0 | 214 | 22.0 ± 17.5c | 0 -90.0 | 177 | 0a | - | - |
| Kernel | | | | | | | | | | | | | | | |
| Weight, g | 0.4 ± 0.1a | 0.2 - 0.7 | 39 | 0.6 ± 0.1b | 0.4 - 1.1 | 32 | 0.3 ± 0.1a | 0.1 -0.7 | 63 | 0.3 ± 0.1a | 0.2 -0.5 | 47 | 0.5 ± 0.1ab | 0.2 - 0.8 | 48 |
| Kernel percentage | 30.2 ± 3.0a | 22.2 - 46.7 | 25 | 41.4 ± 4.0b | 28.6 - 73.3 | 28 | 24.2 ± 5.5a | 11.1 - 43.8 | 45 | 31.3 ± 4.1a | 22.2 - 45.5 | 29 | 29.6 ± 1.9a | 22.2 - 36.4 | 15 |
| Shape uniformity | 6.6 ± 0.3a | 5.0 – 8.0 | 13 | 7.4 ± 0.3a | 6.0 – 8.0 | 11 | 5.7 ± 0.8a | 3.0 – 8.0 | 27 | 5.8 ± 1.2a | 2.0 – 8.0 | 46 | 6.7 ± 0.4a | 6.0 – 8.0 | 12 |
| Brown spots, % | 0 | - | - | 0 | - | - | 0 | - | - | 0 | - | - | 0 | - | - |
| Moldy, % | 0 | - | - | 0 | - | - | 0 | - | - | 0 | - | - | 0 | - | - |
| Twins, % | 0 | - | - | 0 | - | - | - | - | - | 0 | - | - | 0 | - | - |
| Deformed, % | 45.0 ± 9.0a | 10.0 – 100.0 | 63 | 19.2 ± 5.6b | 0 – 50.0 | 96 | 82.5 ± 12.0c | 30.0 -100.0 | 29 | 31.0 ± 18.1ab | 0 - 80.0 | 130 | 11.6 ± 3.3bc | 0 – 25.0 | 70 |

Means with different letters within a row are significantly different according to ANOVA (Analysis of variance) and LSD (Least Significant Difference) test (p<0.05)

3.1.5.2. Kernel Traits

Hazelnut cultivars had three-fold higher mean kernel weight (1.2 g) than wild accessions (0.4 g) with more variation for this trait in the wild material (Table 3.5). The wild accessions from all regions except Dolenjska (0.6 g) had similar kernel weight (0.3 to 0.4 g) with the most variation in Koroska (CV = 63%) (Table 3.6). Mean kernel percentage for cultivars (46.3%) was significantly higher than for wild accessions (32.1%) which had more variation for this trait (Table 3.5). The wild accessions from Dolenjska had significantly higher mean kernel percentage than the other regions (Table 3.6).

There was no difference between cultivars and wild accessions for kernel shape uniformity as both sets of material had moderate uniformity values of 6.5 (out of 9) (Table 3.5). Wild accessions from different regions had similar uniformity; however, those from Maribor had much higher variation (CV = 46%) than the other regions (Table 3.6).

Proportions of kernels with brown spots and mold were low for both cultivars and wild accessions (0 to 0.6%) with absolutely no variation for this trait in the wild material (Table 3.5, Table 3.6). Similarly, none of the wild accessions had twin kernels while a low percentage of the cultivars (2.0%) had this trait. Wild accessions had a 14-fold higher proportion of deformed kernels (38.7%) than cultivars (2.7%) with some wild accessions having 100% deformed kernels. Wild accessions from Dolenjska (19.2%) and Vipava-Razdrto (11.6%) had significantly fewer deformed kernels with most of the variation for this trait in Dolenjska (CV = 96%) and Maribor (CV = 130%) (Table 3.5, Table 3.6).

3.1.5.3. Trait Correlations and Principal Component Analysis

Nut length had a high positive correlation to caliber ($r^2 = 0.99$); moderate positive correlations to nut ($r^2 = 0.52$) and kernel weights ($r^2 = 0.45$); and a moderate negative correlation with nut shape index ($r^2 = -0.64$). There were high correlations between nut width and thickness ($r^2 = 0.90$) and nut weight ($r^2 = 0.72$). In addition, there were moderate positive correlations between width and nut shape index ($r^2 = 0.50$), shell thickness ($r^2 = 0.35$), and kernel weight ($r^2 = 0.56$). There were also moderate positive correlations between shell thickness and shape index ($r^2 = 0.54$) and nut weight ($r^2 = 0.60$). There was negative moderate correlation between shape index and caliber ($r^2 =$

-0.62). Positive moderate correlations were observed between caliber and nut ($r^2 = 0.53$) and kernel ($r^2 = 0.50$) weights. As expected, there was positive correlation between nut and kernel weight; however, this correlation was only moderate ($r^2 = 0.65$). Proportion of healthy nuts was correlated to four traits: kernel weight ($r^2 = 0.45$), kernel percentage ($r^2 = 0.50$), kernel shape uniformity ($r^2 = 0.70$) and proportion of empty nuts ($r^2 = -0.40$). There was negative moderate correlation between proportion of empty nuts and kernel shape uniformity ($r^2 = -0.60$). Kernel weight was highly correlated to kernel percentage ($r^2 = 0.85$).

Principal component analysis (PCA) of the nut and kernel traits was performed. The first three Eigen vectors explained 61.6% of the morphological variation. A total of 39% of the morphological variation was explained by PC1 with high positive correlations ($r^2 > 0.7$) to nut and kernel weight; nut length, width, and thickness; and kernel percentage (Table 3.7). PC2 explained 12.2% of the morphological variation with moderate positive correlations to deformed kernels, caliber, and nut length and moderate negative correlation to proportion of healthy nuts. PC3 explained 10.4% of the morphological variation with moderate positive correlations to caliber and length and high negative correlation to nut shape index (Table 3.7). The two-dimensional PCA plot of the morphological data showed that the hazelnut cultivars formed a tight cluster compared to the wild materials which were widely distributed (Figure 3.6). The PCA plot did not show region-specific clustering of wild accessions based on morphological traits.

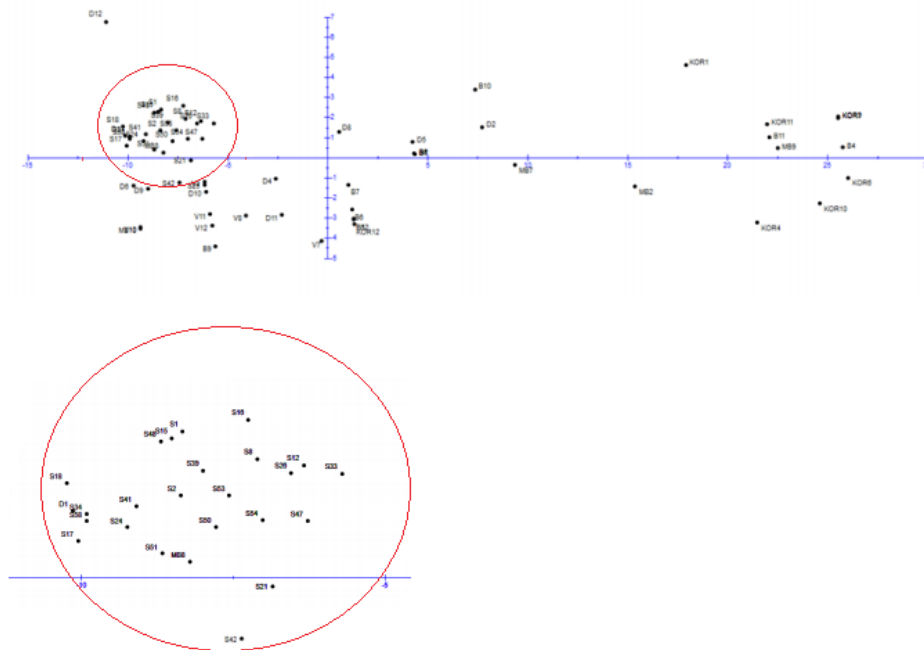


Figure 3.6. Principal component analysis (PCA) plot for nut and kernel traits. All of the hazelnut cultivars clustered together (highlighted by red circle).

Table 3.7. Principal component analysis of quantitative traits. Eigen values are given for the first three principal component (PC) axes.

| Traits | PC1 | PC2 | PC3 |
|-------------------|-------|-------|-------|
| Nut | | | |
| Length | 0.70 | 0.47 | 0.47 |
| Width | 0.91 | 0.32 | -0.13 |
| Thickness | 0.88 | 0.33 | -0.15 |
| Shape index | 0.52 | -0.07 | -0.72 |
| Caliber | -0.24 | 0.55 | 0.58 |
| Shell thickness | -0.02 | 0.39 | -0.45 |
| Weight | 0.91 | 0.31 | 0.06 |
| Shape uniformity | -0.50 | 0.08 | 0.14 |
| Healthy | 0.62 | -0.61 | 0.14 |
| Empty | -0.05 | 0.27 | -0.19 |
| Kernel | | | |
| Weight | 0.97 | 0.07 | 0.13 |
| Kernel percentage | 0.70 | -0.37 | 0.23 |
| Brown spots | 0.51 | 0.01 | 0.10 |
| Moldy | 0.32 | -0.29 | 0.29 |
| Deformed | -0.65 | 0.53 | -0.07 |
| Twins | 0.42 | 0.09 | -0.30 |

Stepwise discriminant analysis was performed using sub-population (as determined from population structure) as a grouping variable and all nut and kernel traits as independents. Kernel weight and percentage made significant contributions to multivariate discrimination of the three subpopulations with moderate correlations of $r^2 = 0.71$ and $r^2 = 0.57$, respectively. Kernel weight also made significant contributions to discrimination when dendrogram cluster was used as the grouping variable. When discriminant analysis was performed using regions as the grouping variable, only the proportion of healthy nuts made a significant but moderate ($r^2 = 0.47$) contribution to discrimination of the five regions.

3.2. Association Mapping

A total of 504 SSR fragments generated from 49 SSR markers was associated with nut and kernel traits. Significant ($-\text{Log}(\text{P value}) > 3$) linkage disequilibrium (LD) was detected for 855 (0.65%) SSR marker pairs. LD values (r^2) of these SSR marker pairs ranged from 0.17 to 1 with a mean of 0.32. Different AM models [GLM, GLM (Q), GLM (PC), GLM (Q + PC), MLM (K), MLM (Q + K), MLM (PC + K), MLM (Q + PC + K)] were compared and used to calculate the proportion of significant results (Table 3.8). The GLM models had higher proportions of significant results than the MLM models. The GML model corrected with the population structure Q-matrix had the highest proportion of significant results among the GLM models [π_1 (%) = 9.9] and was used for AM of the nut and kernel traits (Table 3.8).

Table 3.8. Association models tested to determine best model for association analysis.

| | π_0 (%) | π_1 (%) |
|-------------|-------------|-------------|
| | * | ** |
| GLM | 92.5 | 7.5 |
| GLM (Q) | 90.1 | 9.9 |
| GLM (PC) | 92.4 | 7.6 |
| GLM (Q+PC) | 91.5 | 8.5 |
| MLM (K) | 99.5 | 0.5 |
| MLM (Q+K) | 97.8 | 2.2 |
| MLM (PC+K) | 99.0 | 1.0 |
| MLM(PC+Q+K) | 99.0 | 1.0 |

* Overall proportion of true null hypotheses (FDR) ** Proportion of significant results

3.2.1. Nut Traits

Nine SSR markers were associated with nut length (Table 3.9). LD values (r^2) of these SSR markers ranged from 0.22 (B791-270) to 0.46 (A622-125). A622-125 also had a significance level [$-\text{Log}(P \text{ value}) = 6.55$]. Ten SSR markers were associated with nut thickness. The LD values (r^2) of markers associated with the trait ranged from 0.22 to 0.40. Six of these markers (A622-125, A622-130, B791-270, A604-161, B777-48 and B716-216) were also associated with length. There were no SSR markers associated with width and shape index. Ten markers were identified for nut caliber with LD values ranging from 0.23 (CAC-B005-440) to 0.41 (A613-150). Nine of the ten caliber markers were also identified for nut length and thickness.

No SSR markers were significantly associated with shape index; however, two markers were identified for shell thickness. The LD values of these markers were 0.16 and 0.15 for B602-341 and B648-261, respectively (Table 3.9). No markers were detected for nut weight, shape uniformity, and proportion of healthy nuts. Proportion of empty nuts was associated with the most SSRs, 22 markers. The LD values of these markers ranged from 0.22 to 0.49 with the greatest effects seen for A604-161 and A613-150.

Table 3.9. Hazelnut SSR markers associated with nut and kernel traits.

| Trait | SSR locus | $-\text{Log}(P\text{-value})^*$ | LD value (r^2) |
|------------|-----------|---------------------------------|--------------------|
| Nut | | | |
| Length | A622-125 | 6.55 | 0.46 |
| Length | B777-48 | 5.96 | 0.32 |
| Length | A622-130 | 5.53 | 0.39 |
| Length | A604-161 | 4.86 | 0.30 |
| Length | A613-150 | 4.61 | 0.36 |
| Length | B741-201 | 4.42 | 0.26 |
| Length | B709-226 | 4.27 | 0.26 |
| Length | B791-270 | 4.11 | 0.22 |
| Length | B716-216 | 4.08 | 0.23 |
| Thickness | B791-270 | 7.01 | 0.37 |
| Thickness | B777-48 | 5.53 | 0.30 |
| Thickness | B777-60 | 5.48 | 0.30 |
| Thickness | A622-125 | 5.46 | 0.40 |
| Thickness | B628-304 | 5.45 | 0.31 |

(Cont. on the next page)

Table 3.9. (cont.)

| | | | |
|------------------|--------------|------|------|
| Thickness | A604-161 | 5.29 | 0.32 |
| Thickness | B758-165 | 5.11 | 0.30 |
| Thickness | A622-130 | 4.21 | 0.30 |
| Thickness | B716-216 | 4.13 | 0.23 |
| Thickness | CAC-B005-440 | 4.05 | 0.22 |
| Calibre | B791-270 | 7.62 | 0.40 |
| Calibre | A604-161 | 6.11 | 0.37 |
| Calibre | B777-48 | 5.68 | 0.31 |
| Calibre | B628-304 | 5.53 | 0.31 |
| Calibre | A613-150 | 5.47 | 0.41 |
| Calibre | B758-165 | 5.01 | 0.29 |
| Calibre | A622-125 | 4.48 | 0.33 |
| Calibre | B777-60 | 4.47 | 0.25 |
| Calibre | B777-42 | 4.23 | 0.23 |
| Calibre | CAC-B005-440 | 4.20 | 0.23 |
| Shell thickness | B602-341 | 4.72 | 0.16 |
| Shell thickness | B648-261 | 4.62 | 0.15 |
| Empty | B628-304 | 9.10 | 0.48 |
| Empty | A604-161 | 8.74 | 0.49 |
| Empty | B791-270 | 8.41 | 0.43 |
| Empty | A606-154 | 7.15 | 0.45 |
| Empty | B758-165 | 6.80 | 0.39 |
| Empty | A613-150 | 6.78 | 0.49 |
| Empty | B640-81 | 6.31 | 0.35 |
| Empty | B628-315 | 5.84 | 0.33 |
| Empty | A606-146 | 5.60 | 0.37 |
| Empty | B603-287 | 5.55 | 0.32 |
| Empty | B777-48 | 5.35 | 0.29 |
| Empty | B625-253 | 4.95 | 0.27 |
| Empty | CAC-B005-440 | 4.87 | 0.26 |
| Empty | CAT-C504-235 | 4.48 | 0.28 |
| Empty | B791-343 | 4.37 | 0.24 |
| Empty | CAC-B005-476 | 4.32 | 0.24 |
| Empty | A622-172 | 4.26 | 0.31 |
| Empty | B790-211 | 4.09 | 0.22 |
| Empty | A606-184 | 4.06 | 0.27 |
| Empty | A606-159 | 4.06 | 0.27 |
| Empty | B648-55 | 4.05 | 0.23 |
| Empty | A606-150 | 4.04 | 0.27 |
| <hr/> | | | |
| Kernel | | | |
| Shape Uniformity | A604-161 | 7.18 | 0.42 |
| Shape Uniformity | B791-270 | 5.75 | 0.31 |

(Cont. on the next page)

Table 3.9. (cont.)

| | | | |
|------------------|----------|------|------|
| Shape Uniformity | B716-216 | 5.47 | 0.30 |
| Shape Uniformity | B777-48 | 5.21 | 0.29 |
| Shape Uniformity | A622-130 | 4.92 | 0.35 |
| Shape Uniformity | A622-125 | 4.70 | 0.35 |
| Shape Uniformity | B640-81 | 4.01 | 0.23 |
| Moldy | B640-81 | 5.32 | 0.30 |
| Weight | B726-281 | 4.76 | 0.30 |

*Negative log₁₀-transformed p-values

3.2.2. Kernel Traits

Only one SSR marker (B726-281) was associated with kernel weight with an LD value of 0.30. No SSR markers were associated with kernel percentage. Seven SSR markers were associated with kernel shape uniformity with LD values ranging from 0.23 (B640-81) to 0.42 (A604-161). Association mapping was also performed for proportion of kernel with brown spots, moldy kernels, and twin kernels. Among these, a significant association was only identified for proportion of moldy kernels. This SSR marker, B640-81, had an LD value of 0.30.

3.3. Molecular Characterization of Turkish Hazelnut Germplasm

Genetic Diversity of 402 Turkish hazelnut accessions were analyzed using SSR markers and population structure of Turkish germplasm were determined. Lastly, core collection was constructed with 78 accessions from this germplasm.

3.3.1. SSR Marker Polymorphism

A total of 30 SSR marker primer pairs were used and yielded 407 fragments, 406 (99.8%) of which were polymorphic (Table 3.10). Average allele number for each SSR marker was 13.6. Marker B651 had the most polymorphic alleles (26) while B628 had the fewest (5). Observed heterozygosity for the markers varied from 0.17 to 0.42. PIC

values ranged between 0.66 and 0.99. B628 and B789 were the least polymorphic markers (PIC = 0.66 and 0.77, respectively).

Table 3.10. SSR marker sequence and polymorphism information for the Turkish hazelnut accessions.

| Primer name | Forward primer (5' to 3') | Reverse primer (5' to 3') | # polymorphic fragments | Ho ^a | PIC ^b |
|-------------|-------------------------------|-----------------------------|-------------------------|-----------------|------------------|
| A601 | TTACATGGTTCGGCAATGTG | AGATGGGAGCAGAGTGAAC TG | 11 | 0.25 | 0.97 |
| A602 | AAGAGTGGGGGTGCACTATG | GGATTCATGCCTGCGATACT | 21 | 0.22 | 0.99 |
| A604 | GCTCCCGAGGACTTCCAG | CCACGACATTTCCCTCTCAG | 15 | 0.37 | 0.99 |
| A605 | CACCCTCAA AACTGTGACGA | TGGGTGCGATTCAATAACAC | 9 | 0.37 | 0.97 |
| A606 | CACCTAGCTTGTTGGTGAAGC | TGACAATAATTAACCCTACACACTTTG | 9 | 0.24 | 0.95 |
| A611 | CACTAGCCAGCCCCTTTACA | CTGATGCCACAAACACAAGG | 10 | 0.39 | 0.98 |
| A613 | CACACGCCTTG TCACTCTTT | CCCCTTTCACATGTTTGCTT | 17 | 0.34 | 0.99 |
| A616 | CACTCATACCGCAA AACTCCA | ATGGCTTTTGCTTCGTTTTG | 13 | 0.34 | 0.98 |
| A635 | GGATCTGTGGTTGGCTTTTTGGTACTAT | TTACCCAATGGATGATGGACTAGCATT | 12 | 0.33 | 0.98 |
| A640 | TGCCTCTGCAGTTAGTCATCAAATGTAGG | CGCCATATAATTGGGATGCTTGTTG | 10 | 0.39 | 0.98 |
| B602 | AAGAGTGGGGGTGCACTATG | GGATTCATGCCTGCGATACT | 14 | 0.30 | 0.97 |
| B603 | TGGTGGTGATAGGGAAGGAG | TCTTTCTTCTTCAATCAGACGA | 17 | 0.30 | 0.97 |
| B606 | TCTTG TGGTTTAGCATACTTCTCG | GAAGAAAGCAAGAAGAGAGGAGA | 10 | 0.26 | 0.95 |
| B612 | GCACCTCAA AACTCCTTGAC | CCCAAACACACCCTTAGTGC | 20 | 0.37 | 0.99 |
| B613 | CGCGTTTTGAGTCCCTTTAG | CTACCCGCCTGCGAGAAC | 14 | 0.42 | 0.99 |
| B625 | CGCAAGTCATTGCACATTTT | GTGTGCTGTGCTCCTTTGAA | 17 | 0.36 | 0.99 |

(Cont. on the next page)

Table 3.10. (cont.)

| | | | | | |
|----------|----------------------------|-----------------------------|----|------|------|
| B628 | AATCCCCTCTAGCCCCATTA | CACAGAATATTTGTAATTACCACCACA | 5 | 0.17 | 0.66 |
| B631 | TGAAGCAGACAAGCGAATAGC | TTGTGTCTCTTTGTCTTGTAATCG | 13 | 0.27 | 0.95 |
| B635 | GCATCGCCAAATTATCGTCT | CTTCAACAAATCCAGGATGC | 11 | 0.36 | 0.99 |
| B640 | CTGCATTGATGGATTGGTTG | TTAAGAAAGGTACAAGGGCTCTC | 18 | 0.25 | 0.99 |
| B641a | CTCCCATGAAATGATTATTCTTAG | CAAGCCATCTGTTTTGCTGA | 9 | 0.30 | 0.94 |
| B641b | ATATATATAGGCTGTGTGTGTGTGTG | ACAAGCCATCTGTTTTGCTG | 18 | 0.31 | 0.99 |
| B648 | TGAAAGCGCCAAAACCTTAT | CTTGCGTCTTTTTGGAGAGC | 17 | 0.41 | 0.99 |
| B651 | TTTTCTGGAATGTCGCACAG | TCTCCTCCTCCAACAGTGG | 26 | 0.18 | 0.98 |
| B652 | AGGATGCGTGTTGTGATTT | TGGAGTAGGGTGATGAGAATGA | 22 | 0.29 | 0.99 |
| B660 | TGTTGTAGCACAACCCTTTCA | TGCTAGCAGCAAATGGCTTA | 8 | 0.39 | 0.96 |
| B662 | CGAAAGATGGACTTCCATGAC | CAAGTTGAGATTCTTCCTGCAA | 12 | 0.35 | 0.98 |
| B788 | TCCCTTCTCCGTCATCAAC | TCGTCACCGTCACCAGATAA | 9 | 0.44 | 0.98 |
| B789 | GCCACGTCCAGAATCAAAAT | CCTCAGGGCTGAGAAGTTGA | 6 | 0.18 | 0.77 |
| CAC-B753 | AAGGGTTGTTACCCATGCAC | GGTGCATTTAGTGCTTCTGG | 13 | 0.32 | 0.97 |

All primers are from Gurcan et al.⁵². ^a Observed heterozygosity, ^b Polymorphism information content

3.3.2. Genetic Diversity

The SSR data were used to construct a distance matrix based on the Dice coefficient and to construct a dendrogram of the accessions using the unweighted neighbor joining algorithm (Figure 3.7). The Dice dissimilarity coefficient ranged from 0.10 to 0.84 with a mean of 0.49 for the pairwise comparisons between accessions. Landraces had the highest average dissimilarity coefficient (0.50) while cultivars and wild accessions had lower values (0.47). Materials from Giresun, Trabzon and Ordu (the provinces with the most trees in the collection) were also compared to cultivars. Accessions from these locations (0.48 – 0.49) were found to be only slightly more diverse than cultivars (0.47) (Table 3.11).

Table 3.11. Average Dice coefficient dissimilarity values for cultivars, landraces and wild hazelnut accessions as determined with SSR markers. Wild accessions and landraces were also combined and classified by origin for those collected in Giresun, Trabzon and Ordu (the most common locations).

| Type/origin | # of | | | |
|-------------|------------|------|------|------|
| | accessions | Min. | Max. | Mean |
| Cultivar | 20 | 0.26 | 0.65 | 0.47 |
| Wild | 143 | 0.12 | 0.77 | 0.47 |
| Landrace | 239 | 0.10 | 0.84 | 0.50 |
| Giresun | 240 | 0.12 | 0.82 | 0.49 |
| Trabzon | 49 | 0.10 | 0.76 | 0.48 |
| Ordu | 49 | 0.15 | 0.72 | 0.49 |

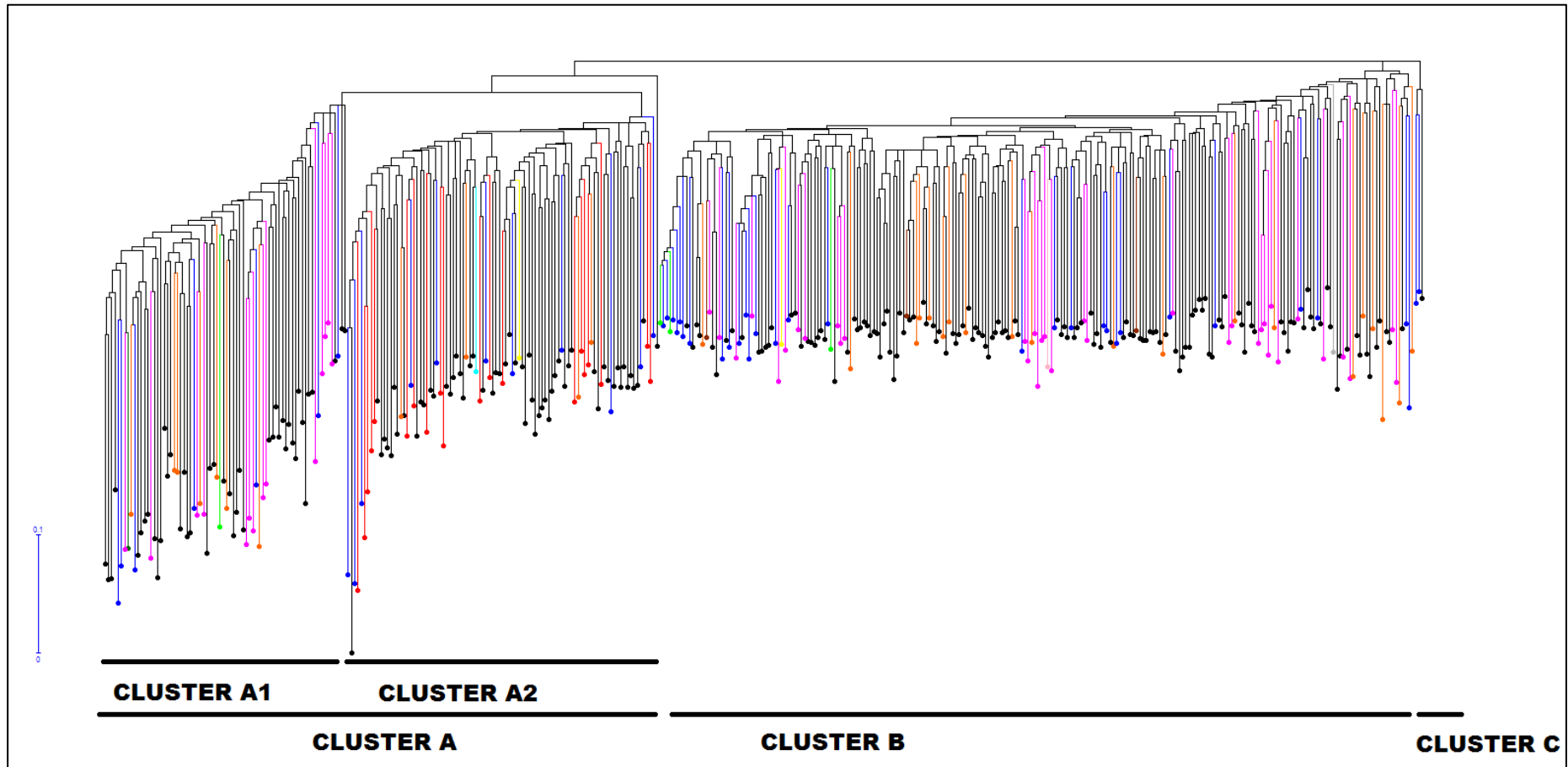


Figure 3.7. Unweighted neighbor-joining dendrogram of the 402 hazelnut accessions based on SSR data. Accessions are color coded by origin: cultivar: red, Giresun: black, Ordu: blue, Bolu: light blue, Artvin : gray, Erzurum: light pink, Kastamonu: dark green Rize: brown, Samsun: green, Sinop: yellow, Trabzon: fuchsia, Unknown: orange

A Mantel test showed a high correlation between the distance matrix and dendrogram ($r=0.97$). The dendrogram consisted of 3 clusters: A, B and C. Wild accessions and landraces were found in all three clusters while cultivars were limited to cluster A. Cluster A contained 169 accessions in subclusters A1 and A2 which had 74 and 95 accessions, respectively (Figures 3.8 and 3.9). Cluster A1 contained accessions from Giresun (44 accessions), Trabzon (14), Ordu (7), Samsun (1), Kastamonu (1) and unknown places (7). Cluster A2 contained all of the cultivars (20 accessions) which were distributed among the wild accessions and landraces from Giresun (58), Ordu (11), Sinop (1), Duzce (1) and unknown places (4). Cluster B was the largest with 230 accessions. It contained accessions from Giresun (137 accessions), Trabzon (35), Ordu (29), Rize (3), Samsun (3), Sinop (1), Artvin (1), Erzurum (1) and unknown places (20) (Figure 3.10). Cluster C had only three accessions: one from Giresun and two from Ordu.




Figure 3.8. Cluster A1 of the dendrogram. Accessions are color coded by origin: Giresun: black, Ordu: blue, Kastamonu: dark green, Rize: brown, Samsun: green, Trabzon: fuchsia, Unknown: orange.




Figure 3.9. Cluster A2 of the dendrogram. Accessions are color coded by origin: cultivar: red, Giresun: black, Ordu: blue, Bolu: light blue, Sinop: yellow, Unknown: orange




Figure 3.10. Cluster B of the dendrogram. Accessions are color coded by origin: Giresun: black, Ordu: blue, Artvin: gray, Erzurum: light pink, Rize: brown, Samsun: green, Sinop: yellow, Trabzon: fuchsia, Unknown: orange

Geographical clustering was limited; however, accessions from Trabzon were found only in clusters A1 and B while those from Giresun and Ordu were distributed throughout clusters A and B. Minor clustering of accessions from the same or neighboring locations was also observed. For example, seven accessions from Ordu and two from Samsun formed a small but distinct group in Cluster B.

Principal coordinate analysis of the SSR dataset did not show clear separation of the wild accessions and landraces from the cultivars but all cultivars were clustered in the lower left quadrant of the two dimensional PCoA plot (Figure 3.11). The clusters in the PCoA analysis correspond to the clusters in the dendrogram analysis.

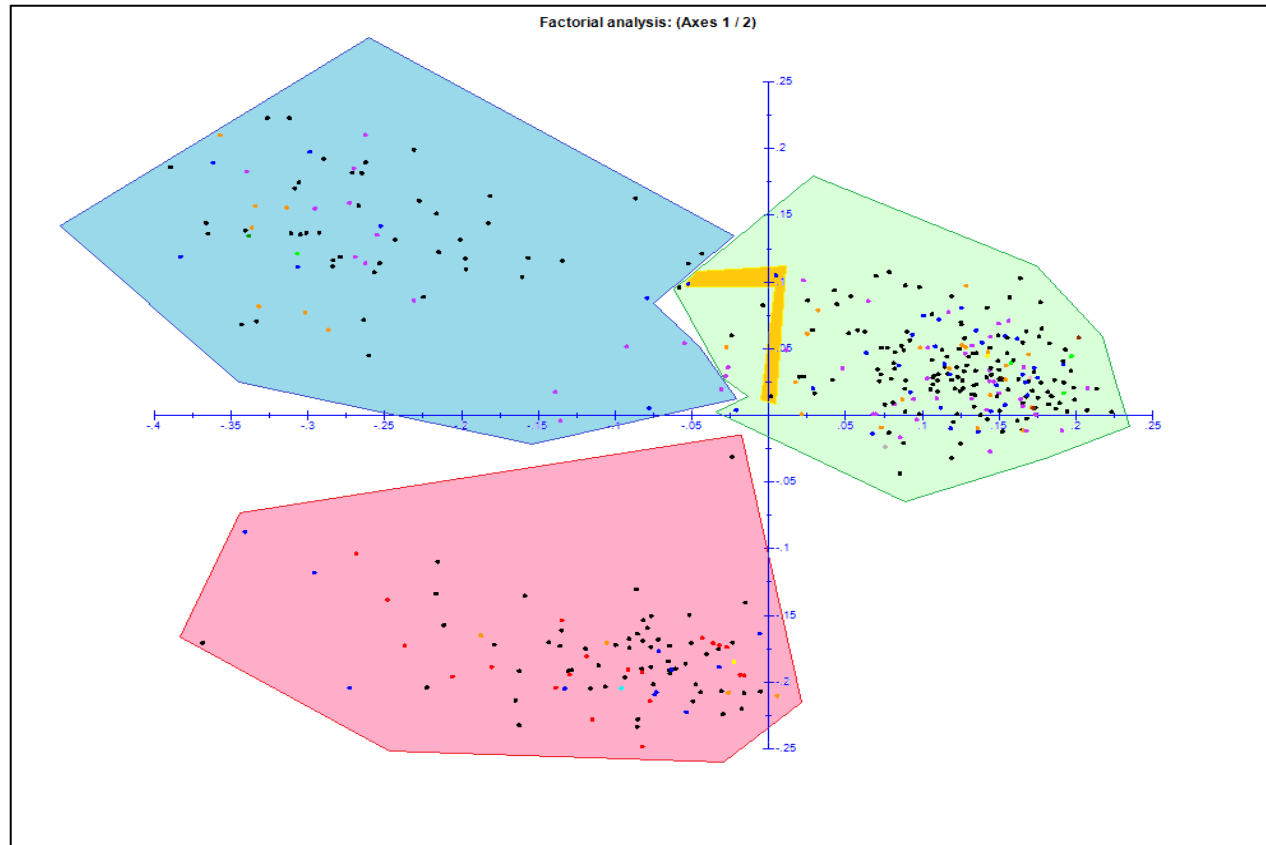


Figure 3.11. Principal coordinate analysis of hazelnut accessions according to the first two Eigen vectors which explained 12.8 and 6.0 % of the variance, respectively. Cultivars and A1 accessions were clustered in red area, A2 accessions were clustered in blue area, B accessions clustered in green area and C accessions were clustered in yellow area. Accessions are color coded by origin: cultivar: red, Giresun: black, Ordu: blue, Bolu: light blue, Artvin: gray, Erzurum: light pink, Kastamonu: dark green, Rize: brown, Samsun: green, Sinop: yellow, Trabzon: fuchsia, Unknown: orange

3.3.3. Population Structure

Population structure analysis indicated that the SSR data were best described by a model containing two subpopulations ($K=2$). Thus, a membership threshold of $P \geq 0.7$ was used (Figure 3.12). In this way, 139 (35%) accessions were assigned to subpopulation 1, 185 (46%) accessions were assigned to subpopulation 2, while 78 (19%) were admixed (Figure 3.13). All but five Turkish hazelnut cultivars belonged to subpopulation 1. The exceptions were: ‘Fosa,’ ‘Giresun Melezi,’ ‘Incekara,’ ‘Kan’ and ‘Okay28,’ all of which had admixed ancestry (Table 3.12). Subpopulation 1 included accessions from Giresun (100), Ordu (15), Trabzon (12), Samsun (1), Kastamonu (1), Duzce (1) and unknown places (9). Similarly, subpopulation 2 had accessions from Giresun (113), Ordu (26), Trabzon (24), Rize (3), Samsun (3), Sinop (1), Erzurum (1) and unknown places (14). The 78 individuals which were admixed included accessions from Giresun (47), Trabzon (13), Ordu (8), Sinop (1), Artvin (1), and unknown places (8). When the population structure results were compared with the dendrogram and PCoA plot, cluster A corresponded to subpopulation 1 plus 30 admixed accessions and cluster B corresponded to subpopulation 2 plus 45 admixed accessions. Cluster C had only admixed accessions.

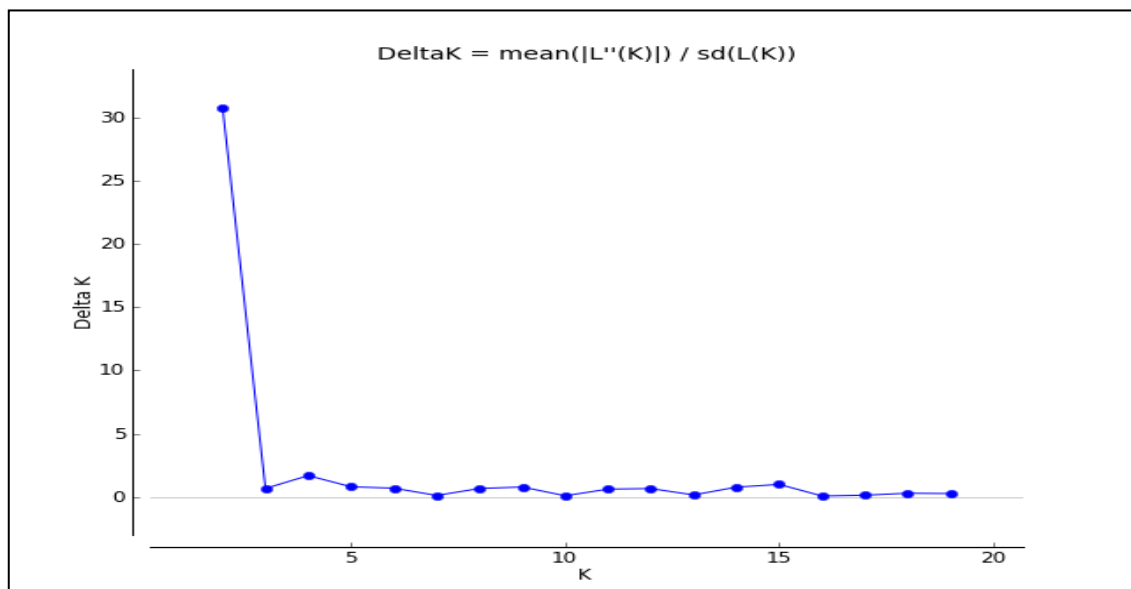


Figure 3.12. Delta K values of the Structure program outcome for each subpopulation assumption. The value of K with the highest Delta K value was chosen as the best number of subpopulations for the hazelnut accessions ($K=2$).

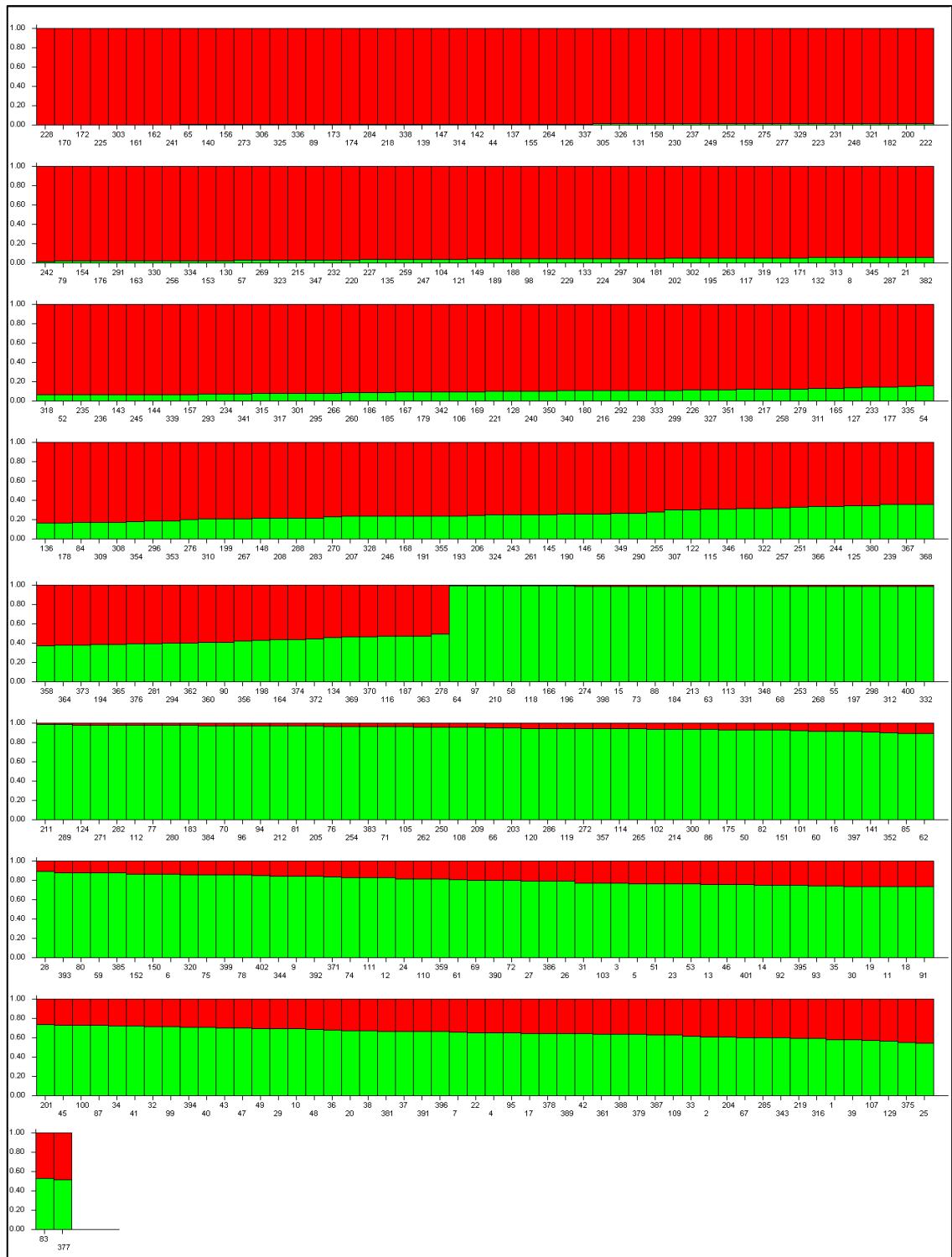


Figure 3.13. Population structure plots of the 402 hazelnut accessions. Each accession is represented by a vertical bar. Green sections within each vertical bar indicate membership coefficient (y-axis) of the accession to subpopulation 1 while red sections indicate membership to subpopulation 2. Numbers were given according to list of Table 2.

Table 3.12. Hazelnut accessions and origins. Inferred ancestry subpopulation assignment and dendrogram clustering are based on SSR results.

| Accession Name | Type of Material | Province | District | Inferred Ancestry | Dendrogram Cluster |
|----------------|------------------|----------|-----------------------------|-------------------|--------------------|
| Aci | Cultivar | Giresun | Hazelnut Research Institute | 1 | A2 |
| Allahverdi | Cultivar | Giresun | Hazelnut Research Institute | 1 | A2 |
| Cakildak | Cultivar | Giresun | Hazelnut Research Institute | 1 | A2 |
| Cavcava | Cultivar | Giresun | Hazelnut Research Institute | 1 | A2 |
| Fosa | Cultivar | Giresun | Hazelnut Research Institute | Admixed | A2 |
| Giresun Melezi | Cultivar | Giresun | Hazelnut Research Institute | Admixed | A2 |
| Incekara | Cultivar | Giresun | Hazelnut Research Institute | Admixed | A2 |
| Kalinkara | Cultivar | Giresun | Hazelnut Research Institute | 1 | A2 |
| Kan | Cultivar | Giresun | Hazelnut Research Institute | Admixed | A2 |
| Kara | Cultivar | Giresun | Hazelnut Research Institute | 1 | A2 |
| Kargalak | Cultivar | Giresun | Hazelnut Research Institute | 1 | A2 |
| Kus | Cultivar | Giresun | Hazelnut Research Institute | 1 | A2 |
| Mincane | Cultivar | Giresun | Hazelnut Research Institute | 1 | A2 |
| Okay28 | Cultivar | Giresun | Hazelnut Research Institute | Admixed | A2 |
| Palaz | Cultivar | Giresun | Hazelnut Research Institute | 1 | A2 |

(Cont. on the next page)

Table 3.12. (cont.)

| | | | | | |
|---------------|-----------|---------|-----------------------------|---------|----|
| Sivri | Cultivar | Giresun | Hazelnut Research Institute | 1 | A2 |
| Tombul | Cultivar | Giresun | Hazelnut Research Institute | 1 | A2 |
| Uzun Musa | Cultivar | Giresun | Hazelnut Research Institute | 1 | A2 |
| Yassibadem | Cultivar | Giresun | Hazelnut Research Institute | 1 | A2 |
| Yuvarlakbadem | Cultivar | Giresun | Hazelnut Research Institute | 1 | A2 |
| FAI001 | Wild | ? | | Admixed | A2 |
| FAI002 | Wild | Giresun | Bulancak; Bostanli | Admixed | A2 |
| FAI003 | Landraces | Giresun | Bulancak; Icilli | 1 | A2 |
| FAI004 | Landraces | Giresun | Tekke | Admixed | A1 |
| FAI005 | Landraces | Giresun | Darikoy | 1 | A2 |
| FAI006 | Wild | Giresun | Dereli; Kuknarli | 1 | A2 |
| FAI008 | Landraces | Giresun | Konacik | Admixed | A2 |
| FAI009 | Landraces | Giresun | Gurkoy | 2 | B |
| FAI010 | Landraces | Giresun | Dereli; Calca | 1 | A2 |
| FAI011 | Wild | Giresun | Kesap; Karabulduk | Admixed | A2 |
| FAI012 | Landraces | Giresun | Incegeris | 1 | A2 |

(Cont. on the next page)

Table 3.12. (cont.)

| | | | | | |
|--------|-----------|---------|-------------------|---------|----|
| FAI013 | Wild | Giresun | Dereli; İklicci | 1 | A2 |
| FAI015 | Wild | Giresun | Mesudiye | 1 | A2 |
| FAI016 | Landraces | Giresun | Gurkoy | 1 | A2 |
| FAI017 | Wild | Giresun | Yagmurca | 1 | A1 |
| FAI018 | Landraces | Giresun | Ulper | 1 | A2 |
| FAI019 | Wild | Giresun | Ulper | Admixed | A2 |
| FAI020 | Landraces | Giresun | Piraziz; Gokceali | 1 | A2 |
| FAI021 | Landraces | Giresun | Akcali | 1 | A2 |
| FAI022 | Wild | Giresun | Mesudiye | Admixed | A2 |
| FAI023 | Wild | Giresun | Konacik | 2 | B |
| FAI024 | Landraces | Giresun | Piraziz; Bulbullu | Admixed | A2 |
| FAI025 | Wild | Giresun | Piraziz; Kilicli | 1 | A2 |
| FAI027 | Landraces | Giresun | Akcali | 1 | A2 |
| FAI029 | Landraces | Giresun | | Admixed | A2 |
| FAI031 | Wild | Giresun | Akcali | 1 | A2 |
| FAI032 | Landraces | ? | | 1 | A2 |

(Cont. on the next page)

Table 3.12. (cont.)

| | | | | | |
|--------|-----------|---------|----------------------|---------|----|
| FAI033 | Wild | Giresun | Darikoy | 1 | A2 |
| FAI034 | Landraces | Giresun | Boztekke | Admixed | A2 |
| FAI035 | Wild | Giresun | Darikoy | 1 | A2 |
| FAI039 | Landraces | Giresun | Piraziz; Kilicli | 1 | A2 |
| FAI041 | Wild | Ordu | Eyuplu | 1 | A2 |
| FAI042 | Landraces | Giresun | Espiye; Orman Kirani | Admixed | A2 |
| FAI043 | Landraces | Giresun | Erikliman | 1 | A2 |
| FAI044 | Wild | Giresun | Alinca | 1 | A2 |
| FAI046 | Wild | Giresun | Darikoy | Admixed | A2 |
| FAI047 | Wild | ? | | Admixed | A2 |
| FAI049 | Wild | Giresun | Hisargeris | Admixed | A2 |
| FAI052 | Landraces | Ordu | Eyuplu | Admixed | A2 |
| FAI053 | Wild | Ordu | Aydinlar | 1 | A2 |
| FAI055 | Landraces | Giresun | Kesap; Karabulduk | 1 | A2 |
| FAI056 | Wild | Sinop | Ayancik; Agacli | Admixed | A2 |
| FAI057 | Wild | Giresun | Piraziz; Bulbullu | 1 | A2 |

(Cont. on the next page)

Table 3.12. (cont.)

| | | | | | |
|--------|-----------|---------|---------------------|---------|----|
| FAI058 | Landraces | Giresun | Piraziz; Bulbullu | 2 | B |
| FAI059 | Wild | Giresun | Piraziz; Bulbullu | 1 | A2 |
| FAI061 | Wild | Giresun | Bulancak; Şeyhmusa | 1 | A2 |
| FAI063 | Wild | Giresun | Piraziz; Bulbullu | 1 | A2 |
| FAI064 | Wild | Giresun | Piraziz; Bulbullu | Admixed | A2 |
| FAI065 | Wild | Giresun | Piraziz; Bulbullu | Admixed | A2 |
| FAI066 | Wild | Giresun | Akkoy; Madenyani | 1 | A1 |
| FAI067 | Landraces | Ordu | Eyuplu | 1 | A2 |
| FAI068 | Landraces | Giresun | Bulancak; Şeyhmusa | 2 | B |
| FAI070 | Wild | Giresun | | 1 | A2 |
| FAI072 | Wild | Ordu | Persembe | 2 | B |
| FAI073 | Landraces | Giresun | Bulancak | 1 | A2 |
| FAI074 | Wild | Giresun | Bulancak; Pazarsuyu | 2 | B |
| FAI076 | Wild | Giresun | Ortakoy | 1 | A1 |
| FAI077 | Wild | Giresun | Yazlik | 1 | A2 |
| FAI078 | Wild | Giresun | Candir | 1 | A2 |

(Cont. on the next page)

Table 3.12. (cont.)

| | | | | | |
|--------|-----------|-----------|-----------------------------|---------|----|
| FAI079 | Landraces | Bolu | Akcakoca | 1 | A2 |
| FAI080 | Wild | Giresun | Yazlik | 1 | A2 |
| FAI081 | Wild | ? | | 1 | A1 |
| FAI082 | Landraces | Giresun | Pinarcukuru | 1 | A2 |
| FAI084 | Wild | Giresun | Hazelnut Research Institute | 2 | B |
| FAI086 | Landraces | Giresun | Bulancak | 1 | A1 |
| FAI088 | Landraces | Giresun | Bulancak | Admixed | A1 |
| FAI089 | Landraces | Giresun | | 1 | A1 |
| FAI091 | Landraces | Giresun | | 1 | A1 |
| FAI092 | Landraces | Ordu | Bayadi | 1 | A2 |
| FAI093 | Wild | ? | | 1 | A2 |
| FAI094 | Landraces | Kastamonu | Inebolu; Culurye | 1 | A1 |
| FAI095 | Wild | Giresun | Konacik | 1 | A2 |
| FAI096 | Landraces | Giresun | Konacik | 1 | A2 |
| FAI097 | Landraces | Giresun | Sarvan | 1 | A1 |
| FAI098 | Landraces | Giresun | Darikoy | 1 | A1 |

(Cont. on the next page)

Table 3.12. (cont.)

| | | | | | |
|--------|-----------|---------|-----------------------------|---------|----|
| FAI099 | Landraces | Giresun | Barca | 1 | A2 |
| FAI101 | Landraces | Giresun | Burhaniye | 2 | B |
| FAI103 | Landraces | Giresun | Barca | 1 | A2 |
| FAI104 | Landraces | Giresun | Guveckoy | 1 | A1 |
| FAI105 | Landraces | Giresun | Hazelnut Research Institute | 1 | A2 |
| FAI106 | Landraces | Giresun | Sarvan | Admixed | C |
| FAI107 | Landraces | Giresun | Barca | 2 | B |
| FAI108 | Landraces | Giresun | Piraziz; Kilicli | 1 | A1 |
| FAI109 | Wild | Giresun | Bulancak; Bozat | 1 | A1 |
| FAI112 | Landraces | Ordu | Uzunisa | 1 | A2 |
| FAI114 | Wild | Giresun | Bulancak; Yalikoy | 2 | B |
| FAI116 | Landraces | Ordu | Aydinlar | Admixed | B |
| FAI117 | Wild | Giresun | Hazelnut Research Institute | 1 | A2 |
| FAI118 | Wild | Ordu | Persembe; Yumrutas | 1 | A2 |
| FAI119 | Landraces | Ordu | Persembe; Yumrutas | 1 | A2 |
| FAI120 | Landraces | Ordu | Persembe; Dogankoy | 1 | A2 |

(Cont. on the next page)

Table 3.12. (cont.)

| | | | | | |
|--------|-----------|---------|--------------------|---------|----|
| FAI121 | Wild | Ordu | Ulubey; Kirazli | Admixed | A2 |
| FAI122 | Landraces | Ordu | Ulubey; Findikli | 1 | A1 |
| FAI123 | Landraces | Ordu | Ulubey; Akpinar | 1 | A1 |
| FAI125 | Landraces | Giresun | Kesap; Yolagzi | 2 | B |
| FAI126 | Landraces | Ordu | Ulubey; Karakoca | 1 | A1 |
| FAI128 | Wild | Giresun | Guneykoy | 1 | A2 |
| FAI129 | Landraces | Giresun | Guneykoy | 1 | A2 |
| FAI130 | Wild | Giresun | Guneykoy | 1 | A1 |
| FAI131 | Landraces | Giresun | Guneykoy | 1 | A2 |
| FAI133 | Wild | Giresun | Kesap; Gurpinar | 2 | B |
| FAI135 | Landraces | Giresun | Kesap; Saraycik | 1 | A1 |
| FAI136 | Landraces | Ordu | Unye; Kalekoy | 2 | B |
| FAI137 | Landraces | Ordu | Unye; Kurna Mengen | Admixed | C |
| FAI138 | Landraces | Ordu | Caybasi; Haciali | 1 | A1 |
| FAI140 | Landraces | Giresun | Kesap; Saraycik | Admixed | A2 |
| FAI141 | Landraces | Giresun | Kesap; Saraycik | 1 | A2 |

(Cont. on the next page)

Table 3.12. (cont.)

| | | | | | |
|--------|-----------|---------|----------------------------------|---------|----|
| FAI142 | Landraces | Ordu | Unye; Kalekoy | 1 | A2 |
| FAI143 | Landraces | Giresun | Hazelnut Research Institute | 1 | A2 |
| FAI144 | Landraces | Ordu | Unye; Cinarcik | 1 | A1 |
| FAI145 | Landraces | Trabzon | Vakfikebir; Cumhuriyet mahallesi | 1 | A1 |
| FAI147 | Landraces | Trabzon | Besikduzu; Korkuthan | Admixed | B |
| FAI148 | Landraces | Ordu | Unye | Admixed | C |
| FAI149 | Landraces | Trabzon | Besikduzu; Turkelli | 2 | B |
| FAI150 | Wild | Giresun | Kesap; Karabedir | 1 | A1 |
| FAI152 | Landraces | Giresun | Kesap; Guneykoy | 1 | A2 |
| FAI154 | Landraces | Giresun | Ergence | 1 | A1 |
| FAI155 | Landraces | ? | | 2 | B |
| FAI157 | Landraces | Giresun | Bulancak; Pazarsuyu | Admixed | B |
| FAI158 | Landraces | Giresun | Seyitkoy | 2 | B |
| FAI161 | Landraces | Giresun | Yukarialinli | 1 | A1 |
| FAI163 | Landraces | Giresun | Kemaliye | Admixed | B |
| FAI164 | Landraces | Giresun | Bulancak; Erdogan | 2 | B |

(Cont. on the next page)

Table 3.12. (cont.)

| | | | | | |
|--------|-----------|---------|-----------------------------|---------|----|
| FAI165 | Wild | Giresun | Kesap; Surmenli | 2 | B |
| FAI166 | Wild | Giresun | Kesap; Surmenli | 2 | B |
| FAI167 | Landraces | Giresun | Sivaci | Admixed | B |
| FAI168 | Landraces | Ordu | Unye; Baskoy | 2 | B |
| FAI169 | Landraces | Giresun | Camili | 2 | B |
| FAI170 | Landraces | Giresun | Hazelnut Research Institute | 2 | B |
| FAI171 | Landraces | Giresun | Kemaliye | 2 | B |
| FAI172 | Landraces | Giresun | Kemaliye | Admixed | B |
| FAI173 | Landraces | Giresun | Seyitkoy | 2 | B |
| FAI174 | Landraces | Ordu | Caybasi; Egribucak | 2 | B |
| FAI175 | Landraces | Giresun | Kayadibi | 2 | B |
| FAI176 | Landraces | Ordu | Caybasi; Saricaerik | 2 | B |
| FAI177 | Landraces | Ordu | Caybasi; Saricaerik | 2 | B |
| FAI178 | Landraces | Ordu | Caybasi | 2 | B |
| FAI179 | Wild | Giresun | Kesap; Karadere | 1 | A1 |
| FAI180 | Landraces | Ordu | Caybasi | 2 | B |

(Cont. on the next page)

Table 3.12. (cont.)

| | | | | | |
|--------|-----------|---------|--------------------|---|----|
| FAI181 | Wild | Giresun | Kesap; Cakirli | 2 | B |
| FAI182 | Landraces | Giresun | Kayadibi | 2 | B |
| FAI183 | Wild | Ordu | Unye;Kalekoyu | 2 | B |
| FAI184 | Landraces | Giresun | Bulancak; Ahmetli | 2 | B |
| FAI185 | Landraces | Giresun | Bulancak; Kayhan | 2 | B |
| FAI186 | Wild | Giresun | Bulancak; Ahmetli | 2 | B |
| FAI187 | Landraces | Giresun | Bulancak;Saracli | 2 | B |
| FAI188 | Landraces | Giresun | Bulancak; Kayhan | 1 | A1 |
| FAI189 | Landraces | Ordu | Kizilhisar | 1 | A1 |
| FAI190 | Wild | Giresun | Bulancak; Tepecik | 1 | A1 |
| FAI191 | Landraces | Giresun | Bulancak; Erdogan | 2 | B |
| FAI192 | Landraces | Giresun | Bulancak; Seyhmusa | 2 | B |
| FAI194 | Wild | Giresun | Bulancak; Icilli | 2 | B |
| FAI195 | Landraces | Giresun | Bulancak; Hacet | 2 | B |
| FAI196 | Landraces | Giresun | Bulancak; Tepecik | 2 | B |
| FAI197 | Landraces | Giresun | Bulancak; Erdogan | 2 | B |

(Cont. on the next page)

Table 3.12. (cont.)

| | | | | | |
|--------|-----------|---------|---------------------|---------|----|
| FAI198 | Landraces | Giresun | Bulancak; Kuzkoy | Admixed | B |
| FAI199 | Wild | Giresun | Bulancak; Ahmetli | 2 | B |
| FAI200 | Landraces | Giresun | Bulancak; Kuzkoy | 2 | B |
| FAI202 | Landraces | Ordu | Unye; Kalekoyu | 2 | B |
| FAI203 | Wild | ? | | Admixed | B |
| FAI204 | Landraces | Ordu | Fatsa; Oluklu | 2 | B |
| FAI205 | Landraces | Samsun | Terme; Bazlamac | 1 | A1 |
| FAI206 | Landraces | Ordu | Fatsa; Korucuk | 2 | B |
| FAI207 | Wild | Ordu | Fatsa; Evkaf | 2 | B |
| FAI209 | Wild | Samsun | Terme; Bazlamac | 2 | B |
| FAI210 | Landraces | Samsun | Carsamba; Kocalar | 2 | B |
| FAI211 | Wild | Ordu | Fatsa; Oluklu | 2 | B |
| FAI212 | Wild | Samsun | Terme; Kocamanbasi | 2 | B |
| FAI213 | Landraces | Ordu | Akcatepe | 2 | B |
| FAI215 | Wild | Ordu | Boztepe | 2 | B |
| FAI216 | Landraces | Giresun | Bulancak; Pazarsuyu | 1 | A1 |

(Cont. on the next page)

Table 3.12. (cont.)

| | | | | | |
|--------|-----------|---------|-----------------------------|---------|----|
| FAI217 | Landraces | Ordu | Boztepe | 2 | B |
| FAI218 | Landraces | Giresun | Bulancak; Pazarsuyu | 2 | B |
| FAI219 | Landraces | Giresun | Bulancak; Inece | 2 | B |
| FAI220 | Landraces | Giresun | | 2 | B |
| FAI221 | Wild | Giresun | Bulancak; Eriklik | 2 | B |
| FAI222 | Landraces | Trabzon | Bahcekaya | 2 | B |
| FAI224 | Wild | Trabzon | Macka; Yukarikoy | 2 | B |
| FAI225 | Landraces | Trabzon | Macka; Yukarikoy | 1 | A1 |
| FAI226 | Landraces | Trabzon | Carsibasi; Kavakli | 1 | A1 |
| FAI227 | Landraces | Giresun | Hazelnut Research Institute | 2 | B |
| FAI228 | Landraces | Trabzon | Macka; Kaynarca | 2 | B |
| FAI230 | Wild | Trabzon | Ortahisar; Caglayan | Admixed | B |
| FAI231 | Wild | Trabzon | Kavala | 2 | B |
| FAI232 | Landraces | ? | | 2 | B |
| FAI233 | Wild | Trabzon | Cilekli | 2 | B |
| FAI234 | Landraces | Trabzon | Kavala | 2 | B |

(Cont. on the next page)

Table 3.12. (cont.)

| | | | | | |
|--------|-----------|---------|-----------------------|---------|----|
| FAI235 | Landraces | Trabzon | Yomra; Komurcu | 2 | B |
| FAI236 | Landraces | Trabzon | Yomra; Komurcu | 2 | B |
| FAI237 | Landraces | Trabzon | Ortahisar; Cukurcayir | Admixed | B |
| FAI238 | Wild | ? | | 2 | B |
| FAI239 | Landraces | ? | | 1 | A1 |
| FAI240 | Landraces | ? | | 1 | A1 |
| FAI241 | Landraces | ? | | Admixed | B |
| FAI243 | Wild | ? | | 2 | B |
| FAI244 | Landraces | Trabzon | Macka; Catak | 1 | A1 |
| FAI245 | Landraces | Trabzon | Kisarna | 2 | B |
| FAI246 | Landraces | Trabzon | Arsin; Ozlu | 1 | A1 |
| FAI247 | Landraces | Trabzon | Surmene; Konak | Admixed | B |
| FAI248 | Landraces | Trabzon | Arsin; Ozlu | 1 | A1 |
| FAI249 | Wild | Giresun | Tirebolu; Karademir | 2 | B |
| FAI250 | Wild | Giresun | Tirebolu; Seku | 2 | B |
| FAI251 | Wild | ? | | 2 | B |

(Cont. on the next page)

Table 3.12. (cont.)

| | | | | | |
|--------|-----------|---------|-----------------------------|---------|----|
| FAI252 | Landraces | Giresun | Bulancak; Hacet | 1 | A1 |
| FAI253 | Landraces | Giresun | Hazelnut Research Institute | 1 | A1 |
| FAI255 | Landraces | Trabzon | Arakli; Tasonu | 1 | A1 |
| FAI256 | Landraces | Trabzon | Yenikoy | 1 | A1 |
| FAI257 | Landraces | ? | | 1 | A1 |
| FAI258 | Wild | Trabzon | Arakli; Ayvadere | 1 | A1 |
| FAI259 | Landraces | ? | | 2 | B |
| FAI260 | Wild | Trabzon | Arakli; Tasonu | 2 | B |
| FAI262 | Wild | Trabzon | Of; Dumlusu | 2 | B |
| FAI263 | Wild | Trabzon | Bolumlu | 2 | B |
| FAI264 | Landraces | Trabzon | Bolumlu | Admixed | A1 |
| FAI265 | Landraces | Trabzon | Hopa; Sugoren | 2 | B |
| FAI267 | Landraces | Trabzon | Of; Dumlusu | 2 | B |
| FAI268 | Landraces | Trabzon | Hopa; Saricayir | 2 | B |
| FAI269 | Wild | Trabzon | Bolumlu | 2 | B |
| FAI270 | Landraces | Rize | Findikli; Kiyicik | 2 | B |

(Cont. on the next page)

Table 3.12. (cont.)

| | | | | | |
|--------|-----------|---------|---------------------|---------|---|
| FAI271 | Landraces | Rize | Findikli; Caglayan | 2 | B |
| FAI272 | Wild | Trabzon | Hopa; Camli | 2 | B |
| FAI273 | Landraces | Trabzon | Hopa; Camli | 2 | B |
| FAI274 | Landraces | Trabzon | Hopa; Camli | 2 | B |
| FAI275 | Landraces | Rize | Findikli; Kiyicik | 2 | B |
| FAI276 | Landraces | Trabzon | Hopa; Sundura | 2 | B |
| FAI278 | Landraces | Giresun | Espiye; Cibril | 2 | B |
| FAI279 | Landraces | Giresun | Bulancak; Semsettin | 2 | B |
| FAI280 | Landraces | Giresun | Yaglidere; Palakli | 2 | B |
| FAI283 | Wild | Giresun | Espiye; Demircili | 2 | B |
| FAI284 | Wild | Giresun | Tirebolu; Cegel | 2 | B |
| FAI285 | Wild | Giresun | Tirebolu; Aslancik | 2 | B |
| FAI286 | Landraces | Giresun | Guce | 2 | B |
| FAI287 | Landraces | Giresun | Tirebolu; Isikli | 2 | B |
| FAI288 | Wild | Giresun | Eynesil; Kemaliye | Admixed | B |
| FAI289 | Wild | Giresun | Tirebolu; Belen | 2 | B |

(Cont. on the next page)

Table 3.12. (cont.)

| | | | | | |
|--------|-----------|---------|--------------------|---------|----|
| FAI290 | Landraces | Giresun | Tirebolu; Ortacami | 2 | B |
| FAI291 | Landraces | ? | | 2 | B |
| FAI292 | Landraces | Giresun | Bulancak; Cindi | 2 | B |
| FAI293 | Landraces | Giresun | Kesap; Bayramsah | Admixed | B |
| FAI294 | Landraces | Giresun | Tirebolu; Harkkoy | 2 | B |
| FAI296 | Wild | Giresun | Bulancak; Kusluhan | 2 | B |
| FAI297 | Wild | Giresun | Bulancak; Torcan | 2 | B |
| FAI298 | Wild | Giresun | Bulancak; Inece | 2 | B |
| FAI299 | Wild | Giresun | Bulancak; Kusluhan | 2 | B |
| FAI300 | Landraces | Giresun | Bulancak; Eriklik | 1 | A1 |
| FAI301 | Landraces | Giresun | Tirebolu | Admixed | B |
| FAI302 | Landraces | Giresun | Bulancak; Inece | 2 | B |
| FAI303 | Landraces | ? | | 1 | A1 |
| FAI304 | Landraces | Giresun | Piraziz; Balcikli | 1 | A1 |
| FAI305 | Landraces | Giresun | Bulancak; Şeyhmusa | 2 | B |
| FAI306 | Landraces | ? | | 2 | B |

(Cont. on the next page)

Table 3.12. (cont.)

| | | | | | |
|--------|-----------|---------|------------------------|---------|----|
| FAI307 | Landraces | Giresun | Bulancak; Semsettin | Admixed | B |
| FAI308 | Wild | ? | | 2 | B |
| FAI309 | Wild | ? | | 2 | B |
| FAI310 | Wild | Giresun | Tirebolu;Avcili | 2 | B |
| FAI311 | Landraces | Giresun | Tirebolu; Balcikbeleni | 2 | B |
| FAI312 | Landraces | Giresun | Tirebolu; Aslancik | 1 | A1 |
| FAI313 | Landraces | Sinop | Ayancik; Hatip | 2 | B |
| FAI314 | Landraces | Giresun | Bulancak; Inece | 2 | B |
| FAI315 | Wild | Giresun | Bulancak; Kucuklu | 1 | A1 |
| FAI316 | Wild | ? | | 2 | B |
| FAI317 | Landraces | ? | | 2 | B |
| FAI318 | Landraces | ? | | 1 | A1 |
| FAI320 | Wild | Giresun | Ulper | 2 | B |
| FAI321 | Landraces | Giresun | Bulancak; Seyhmusa | 2 | B |
| FAI322 | Landraces | Giresun | Piraziz; Bulbullu | 1 | A1 |
| FAI323 | Landraces | Giresun | Piraziz; Hasanseyh | 1 | A1 |

(Cont. on the next page)

Table 3.12. (cont.)

| | | | | | |
|--------|-----------|---------|---------------------|---------|----|
| FAI324 | Landraces | Giresun | Piraziz; Bulbullu | 2 | B |
| FAI325 | Landraces | Giresun | Piraziz; Hasanseyh | 1 | A1 |
| FAI327 | Landraces | Giresun | Piraziz; Bulbullu | 2 | B |
| FAI328 | Wild | Giresun | Bulancak; Salman | 2 | B |
| FAI329 | Wild | Giresun | Bulancak;Cindi | 2 | B |
| FAI330 | Wild | Giresun | Bulancak; Demircili | Admixed | B |
| FAI332 | Landraces | Giresun | Yazlik | 2 | B |
| FAI333 | Wild | Giresun | Caykara | 1 | A1 |
| FAI335 | Wild | Giresun | Ulper | Admixed | B |
| FAI336 | Landraces | Giresun | Kemaliye | 1 | A1 |
| FAI338 | Landraces | Giresun | Yazlik | 2 | B |
| FAI339 | Landraces | Giresun | Sarvan | 2 | B |
| FAI340 | Landraces | Giresun | Konacik | Admixed | A1 |
| FAI341 | Landraces | Giresun | Konacik | 1 | A1 |
| FAI343 | Wild | Giresun | Bulancak; Bozat | 2 | B |
| FAI344 | Wild | Giresun | Piraziz; Balcikli | 2 | B |

(Cont. on the next page)

Table 3.12. (cont.)

| | | | | | |
|--------|-----------|---------|--------------------|---------|----|
| FAI345 | Wild | Giresun | Kemaliye | 1 | A1 |
| FAI346 | Wild | Giresun | Piraziz; Maden | 2 | B |
| FAI347 | Landraces | Giresun | Guneykoy | 2 | B |
| FAI348 | Wild | Giresun | Guneykoy | 2 | B |
| FAI349 | Landraces | Giresun | Piraziz; Maden | 2 | B |
| FAI350 | Landraces | Giresun | Bulancak | Admixed | B |
| FAI351 | Wild | Giresun | Bulancak; Seyhmusa | 2 | B |
| FAI352 | Wild | Giresun | Bulancak; Ahmetli | 2 | B |
| FAI355 | Landraces | Giresun | Hamidiyekoy | 2 | B |
| FAI356 | Landraces | ? | | 1 | A1 |
| FAI357 | Wild | Giresun | Boztekke | 2 | B |
| FAI359 | Wild | Giresun | Darikoy | 1 | A1 |
| FAI360 | Wild | Giresun | Hamidiyekoy | 2 | B |
| FAI361 | Wild | Giresun | Calis | 2 | B |
| FAI362 | Landraces | Giresun | Piraziz; Şeyhli | 2 | B |
| FAI363 | Landraces | Giresun | Boztekke | 2 | B |

(Cont. on the next page)

Table 3.12. (cont.)

| | | | | | |
|--------|-----------|---------|----------------------|---------|----|
| FAI364 | Wild | Giresun | Samanlik Kirani | 2 | B |
| FAI365 | Wild | Giresun | Kayadibi | 2 | B |
| FAI366 | Landraces | Giresun | Darikoy | Admixed | B |
| FAI369 | Landraces | Giresun | Bulancak; Ucarli | 2 | B |
| FAI370 | Wild | Giresun | Alinca | 2 | B |
| FAI372 | Landraces | Giresun | Dogankent; Catalagac | 2 | B |
| FAI375 | Landraces | Giresun | Bulancak; Hisarkaya | 2 | B |
| FAI376 | Wild | Giresun | Duroglu | 1 | A1 |
| FAI377 | Wild | Giresun | Duroglu | 2 | B |
| FAI378 | Landraces | Giresun | Bulancak; Tepecik | 2 | B |
| FAI380 | Wild | Giresun | Bulancak; Icilli | 2 | B |
| FAI381 | Landraces | Giresun | Bulancak; Burunucu | Admixed | B |
| FAI383 | Wild | ? | | 2 | B |
| FAI384 | Wild | Giresun | Bulancak; Kizilot | 2 | B |
| FAI385 | Wild | Giresun | Bulancak; Kizilot | 2 | B |
| FAI387 | Wild | Giresun | Piraziz; Kilicli | 1 | A1 |

(Cont. on the next page)

Table 3.12. (cont.)

| | | | | | |
|--------|-----------|---------|-----------------------------|---------|----|
| FAI388 | Landraces | Giresun | Bulancak; Semsettin | 2 | B |
| FAI390 | Landraces | Giresun | Bulancak; Semsettin | Admixed | B |
| FAI391 | Landraces | Giresun | Bulancak; Semsettin | 2 | B |
| FAI392 | Wild | Giresun | Bulancak; Kusluhan | 2 | B |
| FAI393 | Landraces | Giresun | Bulancak; Kusluhan | 2 | B |
| FAI394 | Landraces | Giresun | Canakci; Saraykoy | 2 | B |
| FAI397 | Wild | Giresun | Bulancak; Semsettin | 2 | B |
| FAI398 | Landraces | Giresun | Bulancak; Kusluhan | 2 | B |
| FAI399 | Landraces | Giresun | Bulancak; Inece | 2 | B |
| FAI402 | Landraces | Giresun | Duroglu | 2 | B |
| FAI403 | Landraces | Giresun | Sarvan | 1 | A1 |
| FAI406 | Wild | Giresun | Kesap; Yazlik | 1 | A1 |
| FAI408 | Wild | Ordu | Kocamanbasi | 2 | B |
| FAI409 | Wild | Ordu | Uzunisa | 2 | B |
| FAI410 | Landraces | Ordu | Uzunisa | 2 | B |
| FAI412 | Landraces | Giresun | Hazelnut Research Institute | 2 | B |

(Cont. on the next page)

Table 3.12. (cont.)

| | | | | | |
|--------|-----------|---------|-----------------------------|---------|----|
| FAI413 | Landraces | Giresun | Hazelnut Research Institute | 2 | B |
| FAI414 | Wild | Ordu | Terme | 2 | B |
| FAI421 | Landraces | Ordu | Aybasti | 2 | B |
| FAI422 | Wild | Ordu | Unye; Baskoy | 2 | B |
| FAI424 | Landraces | Trabzon | Arakli; Özgen | 2 | B |
| FAI426 | Landraces | Trabzon | Arakli; Yigitozu | Admixed | A1 |
| FAI428 | Landraces | Trabzon | Of; Bolumlu | 1 | A1 |
| FAI429 | Landraces | Trabzon | Arakli; Yigitozu | 2 | B |
| FAI431 | Wild | Trabzon | Arakli; Tasonu | Admixed | B |
| FAI432 | Landraces | Giresun | Yaglidere; Umitbuku | 2 | B |
| FAI433 | Landraces | Giresun | Tirebolu; Cegel | 1 | A1 |
| FAI439 | Landraces | Ordu | Unye; Baskoy | 2 | B |
| FAI441 | Wild | Ordu | Persembe; Ortatepe | 2 | B |
| FAI442 | Wild | Ordu | Unye; Baskoy | 2 | B |
| FAI443 | Landraces | Giresun | Espiye; Adabuk | 1 | A1 |
| FAI446 | Landraces | Giresun | Kesap; Guneykoy | 2 | B |

(Cont. on the next page)

Table 3.12. (cont.)

| | | | | | |
|--------|-----------|---------|------------------------|---------|----|
| FAI448 | Landraces | Trabzon | Arakli; Yildizli | 2 | B |
| FAI451 | Landraces | Giresun | Yaglidere; Omerli | 2 | B |
| FAI456 | Wild | Trabzon | Carsibasi; Kavakli | Admixed | B |
| FAI457 | Wild | Trabzon | Carsibasi; Kucukkoy | 1 | A1 |
| FAI458 | Landraces | Trabzon | Vakfikebir; Kucukkoy | Admixed | B |
| FAI459 | Wild | Trabzon | Besikduzu; Kutluca | 1 | A1 |
| FAI460 | Wild | Trabzon | Carsibasi; Kucukkoy | Admixed | B |
| FAI461 | Wild | Trabzon | Besikduzu; Korkuthan | Admixed | B |
| FAI465 | Landraces | Giresun | Bulancak; Pazarsuyu | Admixed | B |
| FAI466 | Landraces | Giresun | Bulancak; Pazarsuyu | Admixed | B |
| FAI468 | Landraces | Giresun | Bulancak; Tepecik | Admixed | B |
| FAI469 | Landraces | Giresun | Bulancak; Tepecik | Admixed | B |
| FAI472 | Wild | Giresun | Dogankent; Sadakli | Admixed | B |
| FAI473 | Wild | Giresun | Tirebolu; Yaglikuyumcu | Admixed | B |
| FAI474 | Wild | Trabzon | Hopa; Camli | Admixed | B |
| FAI475 | Wild | Trabzon | Hopa; Camli | Admixed | B |

(Cont. on the next page)

Table 3.12. (cont.)

| | | | | | |
|--------|-----------|---------|-----------------------------|---------|----|
| FAI476 | Landraces | Giresun | Tirebolu; Ketencukur | Admixed | B |
| FAI478 | Landraces | Giresun | Tirebolu; Balcikbeleni | 1 | A1 |
| FAI479 | Landraces | Giresun | Guce | Admixed | B |
| FAI481 | Landraces | Artvin | Hopa;Kuledibi | Admixed | B |
| FAI482 | Landraces | Giresun | Alinca | Admixed | B |
| FAI483 | Landraces | ? | | Admixed | B |
| FAI484 | Landraces | ? | | Admixed | B |
| FAI485 | Wild | ? | | Admixed | B |
| FAI486 | Landraces | ? | | Admixed | B |
| FAI583 | Landraces | Ordu | Ulubey | Admixed | B |
| FAI584 | Landraces | Ordu | Ulubey | Admixed | B |
| FAI585 | Landraces | Ordu | Fatsa/Bolaman | Admixed | A1 |
| FAI589 | Landraces | Giresun | Hazelnut Research Institute | 1 | A2 |
| FAI590 | Landraces | Giresun | Hazelnut Research Institute | 1 | A2 |
| FAI591 | Landraces | Giresun | Hazelnut Research Institute | 2 | B |
| FAI592 | Wild | Giresun | Hazelnut Research Institute | 2 | B |

(Cont. on the next page)

Table 3.12. (cont.)

| | | | | | |
|--------|-----------|---------|-----------------------------|---|---|
| FAI593 | Wild | ? | Hazelnut Research Institute | 2 | B |
| FAI594 | Wild | Giresun | Hazelnut Research Institute | 2 | B |
| FAI604 | Landraces | Erzurum | Hinis;Karagoz | 2 | B |

3.3.4 Core Set Selection

The SSR data were analyzed to select a core set of Turkish hazelnut accessions representing the diversity of the entire collection. Five cultivars and 29 landraces and wild hazelnuts were chosen for the core set based on their high levels of molecular genetic diversity. The remaining 15 cultivars were also added to the core set because of their economic importance and/or distinct features which merited giving them a name^{66,98}. An additional 29 hazelnuts with interesting phenotypic traits such as unusual shape, color and size of kernel and fruit were also included⁶⁴ (H.I. Balik personal communication). Thus, 78 individuals (19% of the collection) were chosen to represent the molecular genetic and morphological diversity of the entire collection (Table 3.13). Average genetic dissimilarity of the core set based on SSR markers was 0.53. The core set contained accessions from Giresun (45; 25 accessions and 20 cultivars), Trabzon (12), Ordu (9), Sinop (1), Artvin (1), Duzce (1) and unknown places (9) (Table 3.13). In terms of population structure, the core collection contained 38 accessions from subpopulation 1, 19 from subpopulation 2 and 21 admixed accessions.

Table 3.13. Accessions in the core set of Turkish hazelnuts selected based on SSR data and morphology. Subsets were selected based on molecular data (A), morphological features (B) and identity as a named cultivar (C). Subpopulation assignment for each accession is given in parenthesis.

| Subset A | Subset B | Subset C |
|--------------------------|------------------|--------------------|
| Aci (1) | FAI056 (admixed) | Allahverdi (1) |
| Giresun Melezi (admixed) | FAI126 (1) | Cavcava (1) |
| Kan (admixed) | FAI137 (admixed) | Cakıldak (1) |
| Kargalak (1) | FAI174 (2) | Fosa (admixed) |
| Mincane (1) | FAI177 (2) | Incekara (admixed) |
| FAI005 (1) | FAI225 (1) | Kalınkara (1) |
| FAI018 (1) | FAI241 (admixed) | Karafındık (1) |
| FAI032 (1) | FAI248 (1) | Kus (1) |
| FAI065 (admixed) | FAI265 (2) | Okay28 (admixed) |
| FAI079 (1) | FAI306 (2) | Palaz (1) |
| FAI081 (1) | FAI315 (1) | Sivri (1) |

(Cont. on the next page)

Table 3.13. (cont.)

| | | |
|------------------|------------------|-------------------|
| FAI093 (1) | FAI318 (1) | Tombul (1) |
| FAI096 (1) | FAI324 (2) | Uzunmusa (1) |
| FAI112 (1) | FAI333 (1) | Yassıbadem (1) |
| FAI144 (1) | FAI351 (2) | Yuvarlakbadem (1) |
| FAI145 (1) | FAI388 (2) | |
| FAI150 (1) | FAI406 (1) | |
| FAI161 (1) | FAI422 (2) | |
| FAI172 (admixed) | FAI457 (1) | |
| FAI228 (2) | FAI458 (admixed) | |
| FAI279 (2) | FAI459 (1) | |
| FAI289 (2) | FAI461 (admixed) | |
| FAI302 (2) | FAI469 (admixed) | |
| FAI314 (2) | FAI472 (admixed) | |
| FAI316 (2) | FAI474 (admixed) | |
| FAI349 (2) | FAI478 (1) | |
| FAI408 (2) | FAI479 (admixed) | |
| FAI409 (2) | FAI481 (admixed) | |
| FAI429 (2) | FAI485 (admixed) | |
| FAI451 (2) | | |
| FAI460 (admixed) | | |
| FAI466 (admixed) | | |
| FAI484 (admixed) | | |
| FAI590 (1) | | |

3.4. Validation of Genomic SSR Markers in World Collection

Turkish cultivar ‘Tombul’ was sequenced using next generation sequencing technology and new SSR markers were developed and applied to our hazelnut world collection for validation.

3.4.1. Sequence Assembly, Simple Sequence Repeat Identification and Primer Design

Sequencing of the hazelnut cultivar ‘Tombul’ produced 15,319,058 sequence reads comprising more than 4,595 Mb. Removal of adapter sequences from the raw reads resulted in 4,535 Mb sequence with an average size of 296.1 nucleotides (nt). Only contigs larger than 1000 nucleotides were further analyzed for SSR identification. As a result, 56,665 contigs were assembled which encompassed 111.85 Mb, representing 29.2% of the ~385 Mb (1C) hazelnut genome (Table 3.14).

Table 3.14. Preprocessing and assembly statistics for the *C. avellana* L. genomic sequences.

| Parameter | Raw Sequence | Cleaned Sequences | Contigs |
|------------------------------|---------------|-------------------|-------------|
| Total number of sequences | 15,319,058 | 15,314,810 | 56,665 |
| Minimum sequence length (nt) | 300 | 20 | 1000 |
| Maximum sequence length (nt) | 300 | 300 | 55,633 |
| Average sequence length (nt) | 300 | 296.1 | 1973.9 |
| Total number of bases | 4,595,717,400 | 4,535,422,965 | 111,855,554 |

Overall, 90,142 SSRs were identified in the contigs with 1 SSR every 1240 nt in the assembly. SSR length ranged from 6 to 49 nt with an average of 15.4 nt. Among all identified SSRs, the most abundant type was mononucleotide repeats (60.9%). Dinucleotides and trinucleotides were the second and third most common type representing 26.5% and 4.4% of the SSRs, respectively (Figure 3.14). The most common motifs were A/T repeats (99.2%) for mononucleotides and AT repeats (25.4%) for dinucleotides. Among trinucleotides, the most frequent repeats were ATT/AAT repeats which accounted for 32.2% of trinucleotides. A total of 75,139 primer pairs were successfully designed for the 90,142 identified SSRs

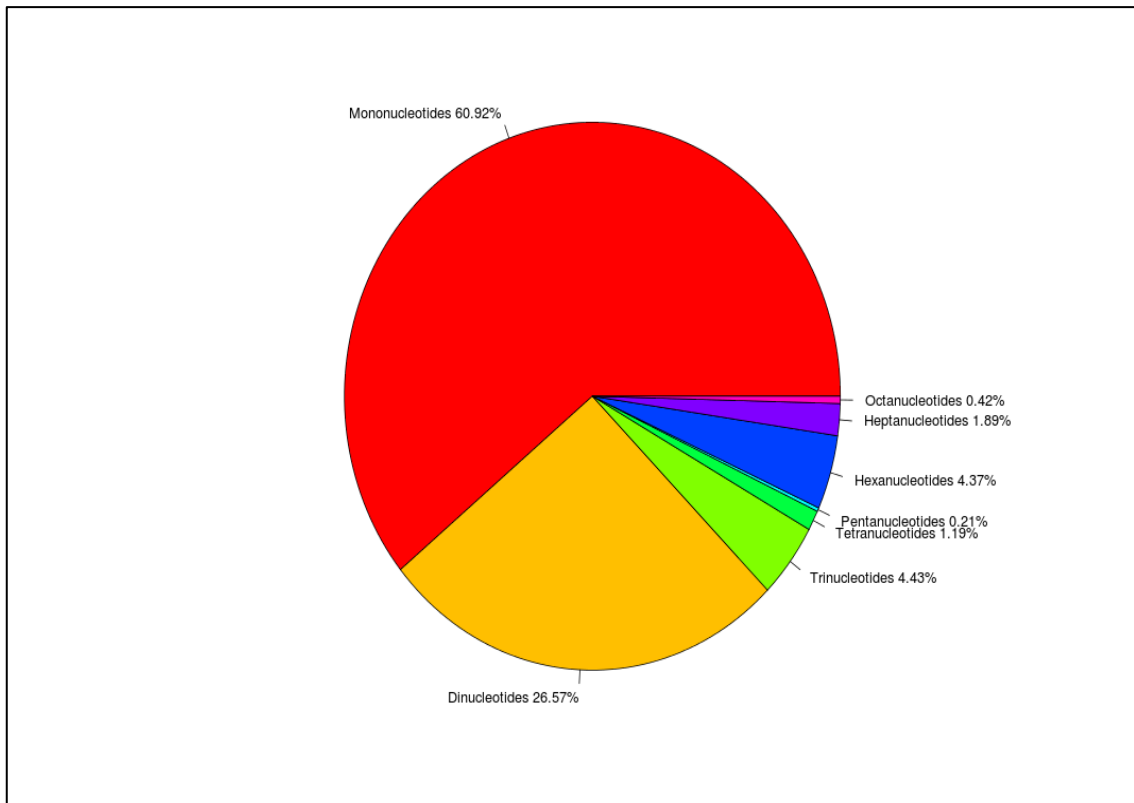


Figure 3.14. Simple sequence repeat types in *C. avellana*

3.4.2. SSR Validation

To confirm that the designed primers amplified the expected SSRs, PCR products from eight primer pairs amplified on ‘Tombul’ DNA were sequenced with the dye-terminator method (data not shown). All eight sequences contained the expected SSR motifs, proving that the primers amplified regions containing SSR.

Fifty of the newly developed SSR markers were validated by amplification using 47 accessions representing the hazelnuts of ten countries (Table 3.15). In all, 45 of the primers (90%) produced polymorphic bands and generated 163 alleles, 104 of which were polymorphic (64%; Table 3.16). Average allele number for each SSR marker was 3.2. The PIC value was highest for cavSSR11062 (0.97). The lowest value was 0 for two monomorphic markers: cavSSR12855, cavSSR13267.

Table 3.15. Hazelnut accessions used in study. Cluster assignments of 47 accessions according to population structure and genetic diversity analyzes

| Name | Origin | Cultivar / Wild | Inferred Ancestry | Dendrogram cluster |
|-----------------------------|---------|-----------------|-------------------|--------------------|
| 101 | Italy | Cultivar | 4 | B3 |
| 119 | Italy | Cultivar | 3 | A2 |
| Aci | Turkey | Cultivar | 1 | A1 |
| Allahverdi | Turkey | Cultivar | 2 | B1 |
| Arutela | Romania | Cultivar | 3 | B2 |
| Badnuss | UK | Cultivar | 3 | B2 |
| Bearn | France | Cultivar | 3 | B2 |
| Brixnut | USA | Cultivar | admixed | B1 |
| Cavcava | Turkey | Cultivar | 2 | B1 |
| Corabel | France | Cultivar | admixed | B3 |
| Cosford | UK | Cultivar | admixed | C |
| Cakıldak | Turkey | Cultivar | 1 | A1 |
| E-104 | Italy | Cultivar | 3 | C |
| Ennis | USA | Cultivar | admixed | C |
| F-104 | Italy | Cultivar | 3 | C |
| FAI604 | Turkey | Wild | 2 | B1 |
| Feriale | France | Cultivar | 3 | C |
| Ferwiller | France | Cultivar | admixed | B3 |
| Fosa | Turkey | Cultivar | 1 | A1 |
| Giresun Melezi | Turkey | Cultivar | 4 | B3 |
| Gunslebert | Germany | Cultivar | 3 | B2 |
| Istrska dolgoplodna leska | Croatia | Cultivar | 3 | B2 |
| Istrska okrogloplodna leska | Croatia | Cultivar | 3 | C |
| Incekara | Turkey | Cultivar | 1 | A1 |
| Kalinkara | Turkey | Cultivar | 1 | A1 |
| Kan | Turkey | Cultivar | 2 | B1 |
| Kara | Turkey | Cultivar | 1 | A1 |
| Kargalak | Turkey | Cultivar | 1 | A1 |
| Kuş | Turkey | Cultivar | 1 | A1 |
| Landsberg | Germany | Cultivar | 3 | B2 |
| Lansing | USA | Cultivar | 4 | B3 |
| Lewis | USA | Cultivar | 3 | C |
| Mogul | UK | Cultivar | 3 | C |
| Negret | Spain | Cultivar | 4 | A2 |
| Okay28 | Turkey | Cultivar | 4 | B3 |
| Palaz | Turkey | Cultivar | 1 | A1 |
| Pauetet | Spain | Cultivar | 3 | C |
| Riccadi Tlanico | Italy | Cultivar | admixed | C |
| Romoi | Hungary | Cultivar | 3 | B2 |
| Sivri | Turkey | Cultivar | admixed | A1 |
| Tombul | Turkey | Cultivar | 1 | A1 |
| Tonda di Giffoni | Italy | Cultivar | 4 | B3 |
| Uzun Musa | Turkey | Cultivar | 1 | A1 |
| Valcea | Romania | Cultivar | 3 | C |

(Cont. on the next page)

Table 3.15. (cont.)

| | | | | |
|----------------|--------|----------|---------|----|
| Willamette | USA | Cultivar | 3 | C |
| Yassi Badem | Turkey | Cultivar | 2 | B1 |
| Yuvarlak Badem | Turkey | Cultivar | admixed | B1 |

Table 3.16. Simple sequence repeat (SSR) markers used for the molecular genetic analysis of hazelnuts

| Primer Name | Forward Sequence | Reverse Sequence | SSR Motifs | PIC | Ho | # of polymorphic fragments / total # of fragments (%) |
|-------------|----------------------|----------------------|----------------------------|------|------|---|
| cavSSR202 | CTCAGACACGCTCTCATTTA | AGTAGTAGTGCTCCACGAAT | (CT/GA) ₁₂ | 0.60 | 0.64 | 3/3 (100) |
| cavSSR325 | GAGAGAGCTCACAGACAATT | TTCTTCTCTGGAGGGGATAG | (AG/TC) ₁₆ | 0.54 | 0.61 | 2/3 (66.7) |
| cavSSR1361 | GATATCACTCACGTCTACCG | GGTCTCTTGGTCTTGATGTT | (AG/TC) ₁₄ | 0.58 | 0.63 | 1/2 (50) |
| cavSSR1601 | TCTGGAGTTAGCTACTGTCA | ACTAGTACCTTGGAGTACCC | (AATTT/TTAAA) ₅ | 0.45 | 0.48 | 1/3 (33.3) |
| cavSSR1632 | GCCTATGTCCCTCTACAAAG | AGGAAAGTGAAGATGGTTCC | (AG/TC) ₁₂ | 0.93 | 0.94 | 8/8 (100) |
| cavSSR1828 | CGGAGTGTTTTAATGGCATC | TGGTTGGAGAACTGTACATG | (GA/CT) ₁₂ | 0.08 | 0.08 | 0/5 (0) |
| cavSSR2135 | ATGTAGCGAGCCTTGATAAG | GTTGTCAGGTAGCTTGAAGA | (TTAA/AATT) ₆ | 0.41 | 0.46 | 2/2 (100) |
| cavSSR2527 | ACCTAGTAGCTGCATTTAGC | CTACCTCCAGGAGTCAACTA | (AAT/TTA) ₈ | 0.46 | 0.50 | 2/2 (100) |
| cavSSR2590 | GGTAGGCTGTGTTTTCTGTA | CAGATAGAACGGACTGGATG | (TC/AG) ₁₂ | 0.21 | 0.23 | 2/4 (50) |
| cavSSR2704 | GCGGAGTTGGTAGTGATAAT | ATATAGGTATAAGGGGGCCC | (TAG/ATC) ₁₀ | 0.72 | 0.75 | 2/2 (100) |
| cavSSR2975 | CTGGGCATTTAGGTGTAGTT | GTAGAGAGTGGCCAAAACAT | (CT/GA) ₁₂ | 0.44 | 0.47 | 4/5 (80) |
| cavSSR3126 | CCGTGAGTTTGTAAGATTGC | AAACCTCTCACTAAGGAGGT | (GA/CT) ₁₂ | 0.24 | 0.28 | 1/2 (50) |
| cavSSR3909 | AGATGAAGCTGAAGAAAGGG | TATCGCCATCACACCATTAG | (GGA/CCT) ₈ | 0.27 | 0.29 | 1/2 (50) |
| cavSSR4217 | GACAGTTGGCATGAAAGATG | GCACTCATCAGAGAGTCAAA | (ATT/TAA) ₁₀ | 0.53 | 0.57 | 2/2 (100) |
| cavSSR4769 | CCCATGTACGTATTCTCAGG | ATACTGAACCCTTCCGTGTA | (GCA/CGT) ₈ | 0.46 | 0.50 | 2/3 (66.7) |
| cavSSR4874 | GTCTTGAGAACCTACACGTT | ACAACATCCGGATAGAAAGG | (GA/CT) ₁₃ | 0.59 | 0.64 | 1/2 (50) |
| cavSSR4912 | GTTTCCCTTCCCTCATCAT | CAGTACTGAGGGTTGGATTG | (GGA/CCT) ₈ | 0.45 | 0.48 | 2/2 (100) |
| cavSSR6172 | TCTGCTTGGAGTGAGGTATA | TCCTTCTGAAGCTCAAGTTC | (ATA/TAT) ₈ | 0.54 | 0.57 | 2/2 (100) |
| cavSSR6904 | ATCTCCGAGAAAGTCAGAGA | AAGAGCTCTGAGGATCTGAT | (GA/CT) ₁₃ | 0.54 | 0.61 | 2/5 (40) |
| cavSSR7457 | CTTGCTTTTAGGACCTGAGT | CCTGCAATACTAGTGCTTCT | (AG/TC) ₁₇ | 0.60 | 0.65 | 2/2 (100) |
| cavSSR7631 | TTCCAGGAGCAAGAGATAGA | TTGTAGTTACAGGCAAGACC | (CT/GA) ₁₄ | 0.46 | 0.56 | 1/3 (33.3) |

(Cont. on the next page)

Table 3.16. (cont.)

| | | | | | | |
|-------------|----------------------|----------------------|--------------------------|------|------|-------------|
| cavSSR7755 | TGAGTATTTGGACCTTGTGG | AAGGAGAAGCTTACACTGTG | (CCA/GGT) ₉ | 0.12 | 0.12 | 0/2 (0) |
| cavSSR8129 | GGTAATTGTTGGAGACCCAT | CTCTCTCTCCATGTGTCTTG | (TAT/ATA) ₁₁ | 0.25 | 0.27 | 2/3 (66.7) |
| cavSSR8344 | AAGTTCACGAGTCTAATCCG | GTAGTCACTGCTATGAGGTG | (CT/GA) ₁₂ | 0.54 | 0.57 | 5/6 (83.3) |
| cavSSR8498 | GCTAAATTCGCAGAGAGAGA | GCGCGCTTATATAAATAGGC | (GA/CT) ₁₃ | 0.57 | 0.63 | 2/3 (66.7) |
| cavSSR8737 | AAAGACTCAAATCTGCTCCC | GAGGTATGCCAACTGAATGA | (AG/TC) ₁₃ | 0.57 | 0.61 | 2/7 (28.6) |
| cavSSR9999 | CACTCATGGAAGGAGAAACA | TAGCAGAGGAAACAGAACAC | (TTTC/AAAG) ₆ | 0.47 | 0.55 | 1/2 (50) |
| cavSSR10247 | GGCTCGCTGTAAAGATGATA | TCCTACAAGCTGTCATGAAC | (TC/AG) ₁₇ | 0.57 | 0.62 | 2/2 (100) |
| cavSSR10870 | GGTCAATTGCATACAGTTGG | TAAAGGGTGAGGTGTAGGAA | (GA/CT) ₁₆ | 0.60 | 0.67 | 2/3 (66.7) |
| cavSSR11062 | CTCTCAGCAGGAAGAGAATC | CTGAGCTTCTTCTTAAGGCA | (CTT/GAA) ₈ | 0.97 | 0.97 | 12/12 (100) |
| cavSSR11181 | TACTACTAAGACCCACCTG | AGTACATGTGTCAACTCC | (AG/TC) ₁₄ | 0.70 | 0.74 | 4/8 (50) |
| cavSSR11645 | TTCTTTGGTGGATGTGAGAG | CTGAAAGAGAGCTTCCATGT | (TC/AG) ₁₆ | 0.25 | 0.27 | 1/2 (50) |
| cavSSR12041 | ATTCGGCTTGAATCTCTACC | CAATGGCTCTGGTATTCTGT | (GAT/CTA) ₈ | 0.18 | 0.19 | 1/2 (50) |
| cavSSR12192 | GGGATAACAGACCGAACTAC | GGGGGCAATTAGGTCTTTAA | (TATG/ATAC) ₇ | 0.42 | 0.45 | 2/3 (66.7) |
| cavSSR12846 | CGTCTATGGTCGTTCAATCT | GTCTCCTTTTTGTATGCACG | (ATT/TAA) ₈ | 0.12 | 0.12 | 2/3 (66.7) |
| cavSSR12855 | GGTAGTGATGATTGGGTTGT | AATAACCAGTTTCTCCGAGC | (AG/TC) ₁₇ | 0.00 | 0.00 | 0/5 (0) |
| cavSSR12862 | TAAAATGGGCCTACTTCC | CCAGTACAGGAAGATACGAA | (CT/GA) ₁₃ | 0.47 | 0.51 | 2/2 (100) |
| cavSSR13164 | AGAAGAAAGCACTCCTCTTG | CTACCTGCTGTTCTTTTCC | (GA/CT) ₁₃ | 0.20 | 0.22 | 1/2 (50) |
| cavSSR13267 | ATATATGCACTGTGGAGGTG | CCCTACTCACTCTATCACCA | (AG/TC) ₁₅ | 0.00 | 0.00 | 0/3 (0) |
| cavSSR13350 | TTATCCTCAATGCCTTGGAC | AACTTCTTCATCAAGACCCC | (AG/TC) ₁₅ | 0.73 | 0.77 | 3/3 (100) |
| cavSSR13386 | CCAACGAATCAAAGACGAG | CCGCCTTCCATATAACTGAA | (GA/CT) ₁₄ | 0.04 | 0.04 | 0/6 (0) |
| cavSSR13416 | GGGCTTAGCATATGAAGTCA | AGGGTTGTACTACTAGGCAT | (AG/TC) ₁₅ | 0.23 | 0.23 | 2/3 (66.7) |
| cavSSR13676 | CATCGATGGAGAGGTTAAGG | CATACAAACCTATCCTGGGG | (TTTC/AAAG) ₆ | 0.60 | 0.62 | 3/3 (100) |
| cavSSR13891 | AAAGGTTGGGATGATGAGTC | ACTCTCCAATCGTATCCTCA | (AAG/TTC) ₁₀ | 0.18 | 0.19 | 2/2 (100) |
| cavSSR14219 | TATATGGACAGCTGACTCCA | GAGGGAGTTTGTCTGTCTTT | (AAT/TTA) ₉ | 0.48 | 0.57 | 1/2 (50) |
| cavSSR14267 | CCATCCAGGATCAAGTTGAT | TCAAAGCACCCATACTACAG | (CATA/GTAT) ₆ | 0.21 | 0.23 | 2/2 (100) |
| cavSSR14418 | GACTGCAAGAATGACAACAG | GTCTCCTCCTTTTTTCGTAG | (TTGG/AACC) ₆ | 0.60 | 0.67 | 2/2 (100) |
| cavSSR14875 | CACAAGATGATACCCATGCT | TATCAGCTCCTAAAACGACG | (TACA/ATGT) ₆ | 0.53 | 0.61 | 1/2 (50) |

(Cont. on the next page)

Table 3.16. (cont.)

| | | | | | | |
|-------------|-----------------------|----------------------|-----------------------|------|------|-----------|
| cavSSR14904 | GGGTTTTCGATCAGAACAAAC | GTCTCGCTCTCTCTCTAT | (AG/TC) ₁₂ | 0.25 | 0.26 | 2/2 (100) |
| cavSSR14937 | TGAGCTCTCTGGTTTCTTTC | ACTGGATCTGCTTTTATGGG | (CT/GA) ₁₂ | 0.47 | 0.54 | 2/2 (100) |

The SSR data were used to construct a dendrogram using the Dice coefficient and unweighted neighbor-joining algorithm. A Mantel test showed a high correlation between the distance matrix and dendrogram ($r = 0.95$). The average diversity of accessions was 0.17 with the highest value (0.30) between ‘Tombul’ and ‘FAI604’ together with ‘Allahverdi’ and ‘Fosa’ and the lowest value (0.05) between Corabel (N-473) and Ferwiller. The hazelnut accessions grouped into three clusters (A, B, and C) in the dendrogram (Figure 3.15). Cluster A contained 14 accessions in two subclusters (A1 and A2). Cluster A1 contained 12 accessions and A2 contained two accessions. Genetic diversity in Cluster A ranged from 0.09 to 0.29 with an average diversity value of 0.17 (data not shown). Most of the Turkish hazelnut cultivars were found in Cluster A. Two non-Turkish accessions were found amongst the 12 Turkish accessions in Cluster A including ‘119’ and ‘Negret’. Cluster B contained 21 accessions in three subclusters (B1, B2, and B3) with genetic diversity ranging from 0.09 to 0.29 with an average of 0.18. Six Turkish accessions were found in Cluster B1 with ‘Brixnut’. Cluster B2 contained seven European hazelnut cultivars from Croatia (‘Istraska dolgoplodna leska’), France (Bearn), Germany (‘Gunslebert’, ‘Landsberg’), Hungary (‘Romoi’), Romania (‘Arutela’), and the UK (‘Badnuss’). On the other hand six European cultivars from France (‘Corabel’, ‘Ferwiller’), Italy (‘Tonda di Giffoni’, ‘101’) and the Turkish cultivars Giresun Melezi and Okay28 (Kargalak x Tombul hybrids) were found in cluster B3 with the US cultivar ‘Lansing’. Cluster C had 12 accessions and genetic diversity ranged from 0.06 to 0.18 with an average diversity value of 0.11. Hazelnut cultivars from Croatia (‘Istraska okrogloplodna leska’), France (‘Feriale’), Italy (‘Riccadi Tlanico’, ‘F-104’, ‘E-104’), Spain (‘Pautet’), the UK (‘Cosford’, ‘Mogul’), and the USA (‘Lewis’, ‘Ennis’, ‘Willamette’) were found in cluster C.

Population structure was also determined using the SSR data. The model with four subpopulations ($K=4$) was determined as the best model for population structure (Figure 3.16, Figure 3.17). Subpopulations 1 and 2 included 11 and five accessions from Turkey, respectively. A total of 17 accessions were found in subpopulation 3 and six accessions were found in subpopulation 4. The remaining eight accessions were admixed: ‘Brixnut’, ‘Corabel’, ‘Cosford’, ‘Ennis’, ‘Ferwiller’, ‘Riccadi Tlanico’, ‘Sivri’, ‘YuvarlakBadem’ (Table 3.15). Turkish accessions were distributed throughout all subpopulations (1, 2, 4 and admixed) except subpopulation 3. When the population structure results were compared with the dendrogram analysis, subcluster A1 corresponded to subpopulation 1 with the addition of one admixed accession (‘Sivri’). Subcluster B1 corresponded to

subpopulation 2 with two admixed accessions ('Yuvarlakbadem', 'Brixnut'). In addition, subcluster B2 and cluster C corresponded to subpopulation 3 with three admixed accessions from cluster C ('Cosford', 'Ennis', 'Riccadi Tlanico'). Subcluster B3 corresponded to subpopulation 4 with two admixed accessions ('Ferwiller', 'Corabel'). Principal coordinate analysis (PCoA) of the SSR dataset did not show a clear separation between subpopulations (Figure 3.18). In the PCoA plot, the dendrogram subclusters that were predominantly Turkish material (A1 and B1) were clearly separated from the remaining accessions.

Seven (Cav4217 Cav14875, Cav14418, Cav2704, Cav12862, Cav3909, Cav1361) of the 50 SSR markers were chosen as the minimum set of primers needed to discriminate 19 Turkish hazelnut accessions from each other (Figure 3.19). Combinations of two, three, four and five SSR markers were sufficient to discriminate the Turkish accessions. Cav4217 and Cav14875 were able to separate 'Palaz' and 'Cakıldak' cultivars from each other in two step-PCR. 'Kan' and 'Giresun Melezi', 'Uzun Musa' and Kargalak' could be discriminated from each other with all primers. Cav4217, Cav14875, Cav14418 assays were common for all cultivars and determination of the heterozygosity and homozygosity of these markers was enough to discriminate several of the cultivars. However, different combinations of additional markers (Cav2704, Cav12862, Cav3909 and Cav1361) were needed for complete discrimination of the 19 Turkish cultivars.

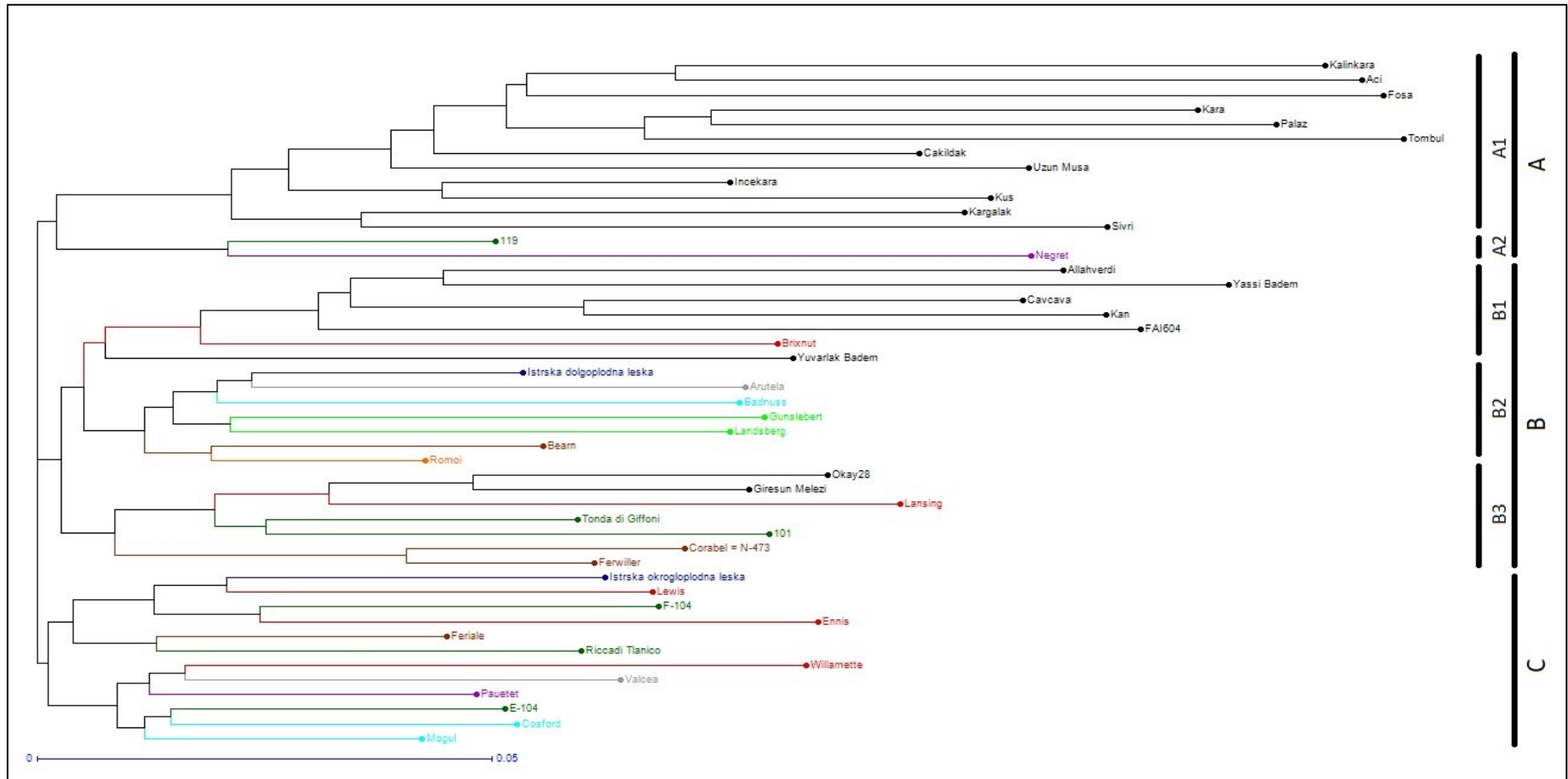


Figure 3.15. Unweighted neighbor-joining dendrogram of the 47 hazelnut accessions based on SSR data. Accessions are color coded by origin: Croatia: dark blue, France: brown, Germany: light green, Hungary: orange, Italy: dark green, Romania: gray, Spain: purple, Turkey: black, UK: light blue, USA: red.

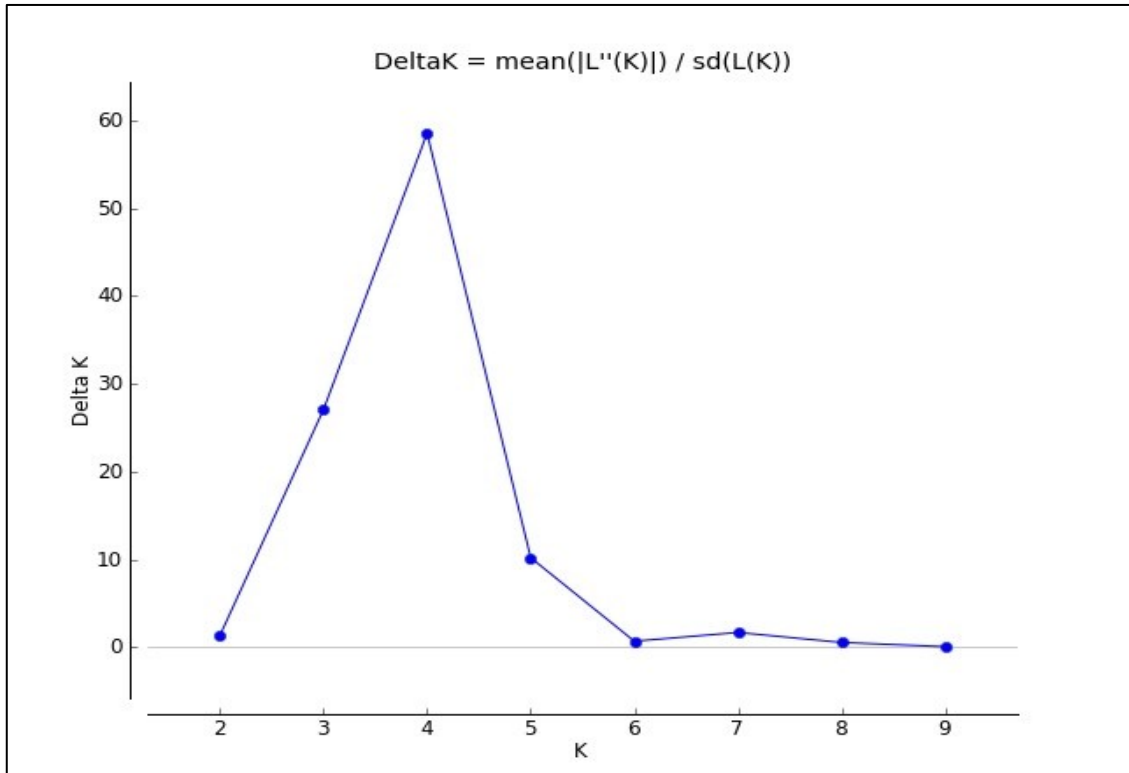


Figure 3.16. Delta K values of the Structure program outcome for each subpopulation assumption. The value of K with the highest Delta K value was chosen as the best number of subpopulations for the hazelnut accessions (K=4).

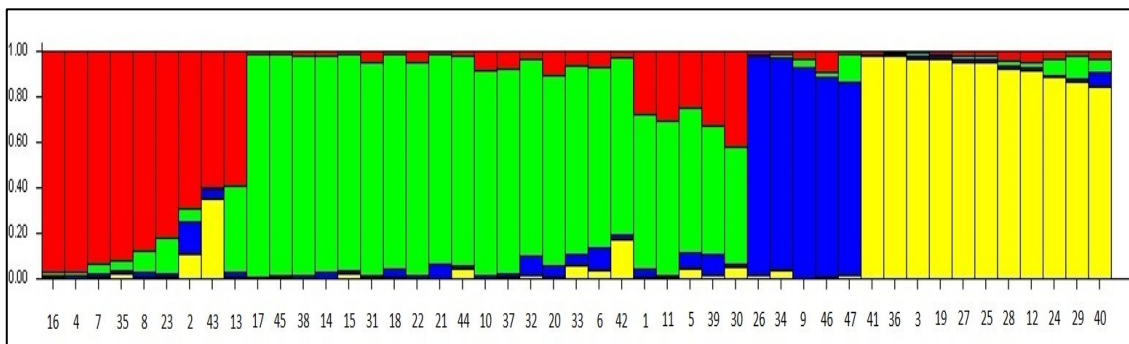


Figure 3.17. Population structure plots of the 47 hazelnut accessions. Numbers were given according to list of Table 3.15.

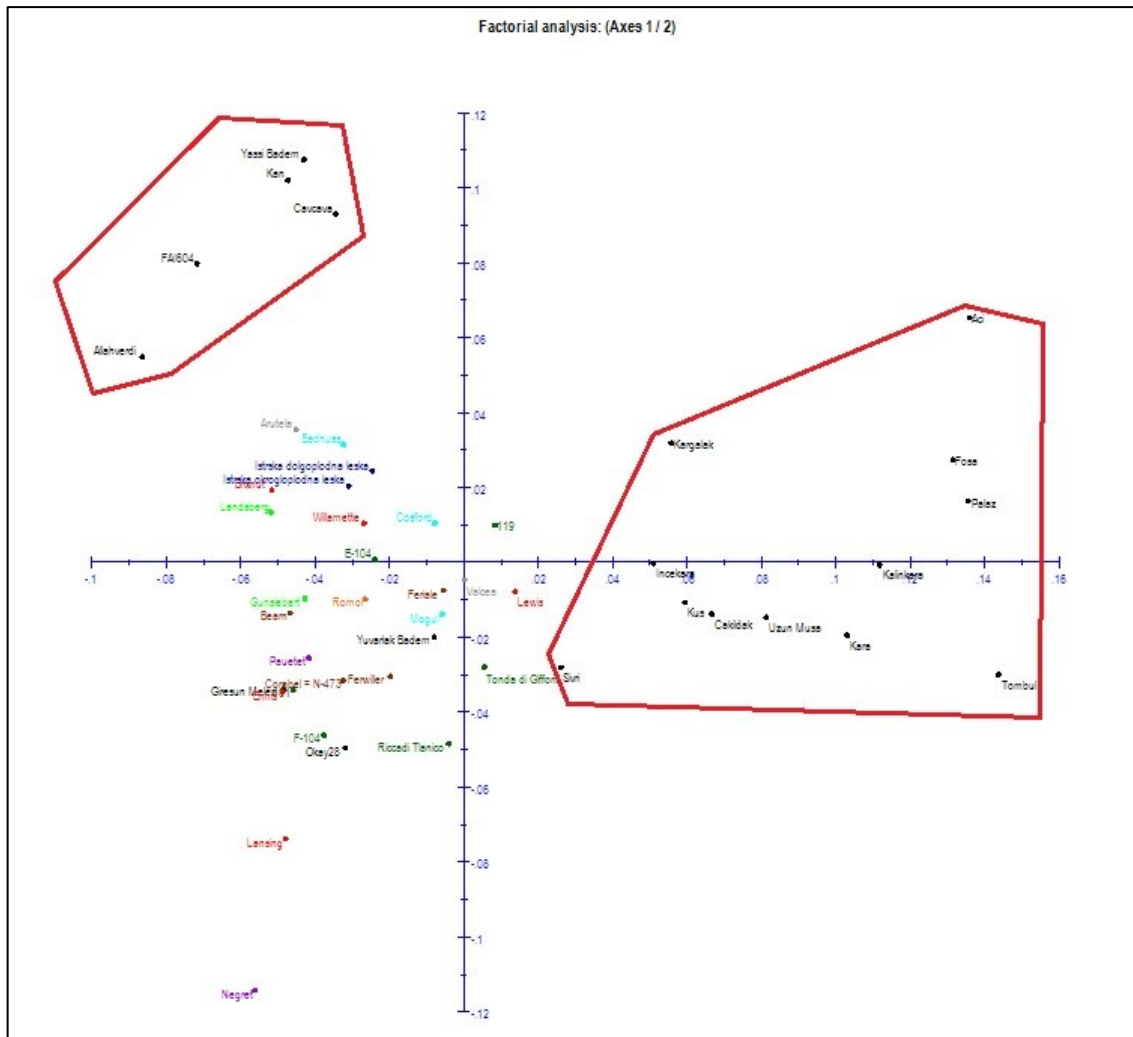


Figure 3.18. Principal coordinate analysis of hazelnut accessions according to the first two Eigen vectors which explained 17.2 and 8.7 % of the variance, respectively. Most of the Turkish accessions in Cluster A1 and B1 are grouped in red areas on PCoA plot.

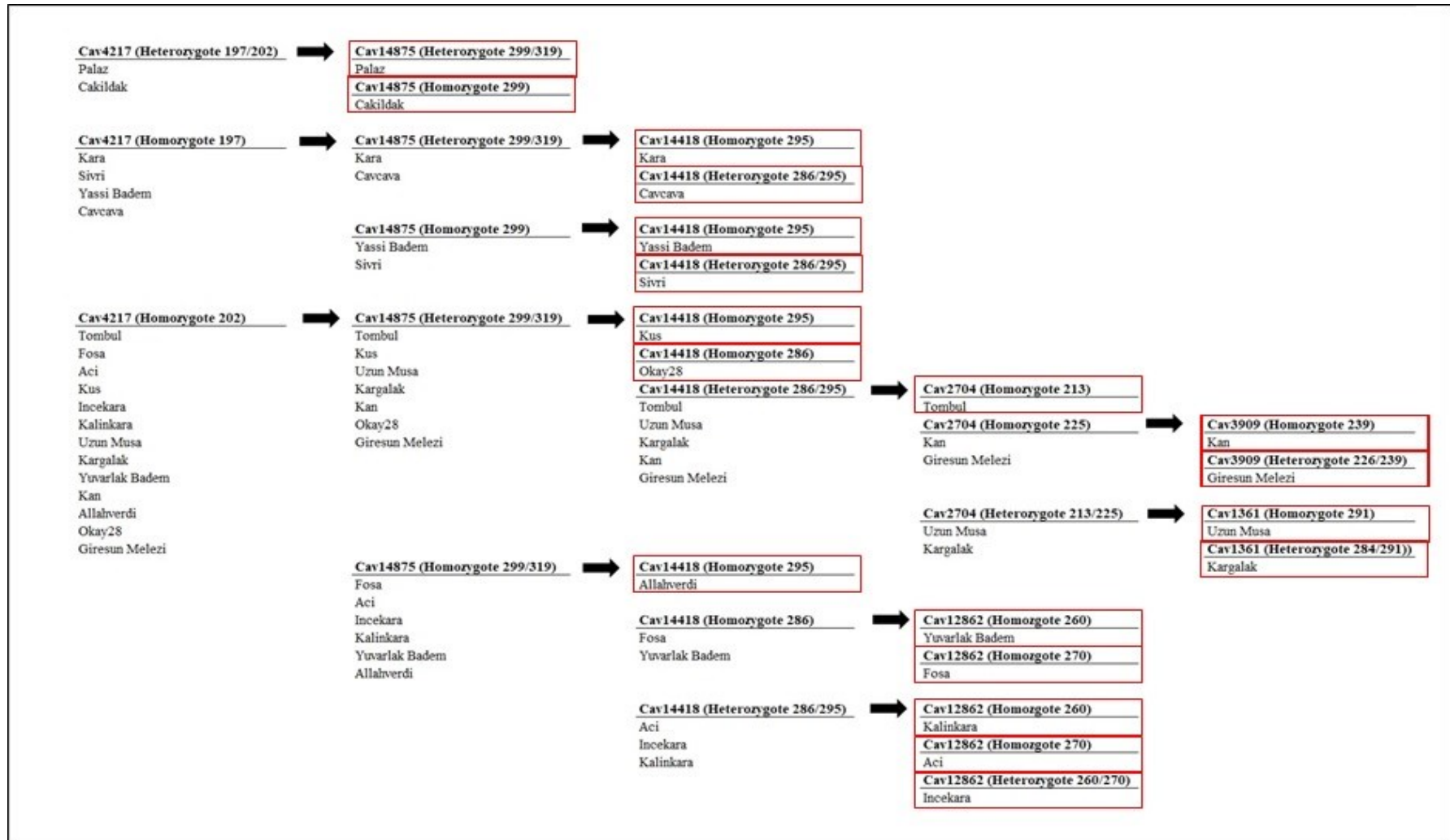


Figure 3.19. Identification key displaying the discrimination of 19 Turkish hazelnut cultivars according to seven SSR markers.

CHAPTER 4

DISCUSSION

4.1. Molecular and Morphological Characterization of Slovenian Hazelnut Germplasm

Although Slovenia is a minor hazelnut producer, it has many cultivars which were introduced in country from other countries and it also has wild accessions from regions representing Slovenia's different climatic conditions. Thus, it was important to measure the overall diversity of these materials and to see how the wild material could be distinguished from the cultivars. Moreover, morphological characterization allowed comparisons with the wild material and identification of any germplasm which could be useful in hazelnut improvement. Association of the traits with the molecular marker data also enabled association mapping of the loci controlling the traits.

4.1.1 Marker Polymorphism

Both AFLP and SSR markers had good polymorphism in the 102 hazelnut accessions. The AFLP technique gave an average of 48.4 alleles per primer combination, a value that was much higher than reported in previous work which averaged 29.9 and 24.4 polymorphic fragments, respectively. This difference may be attributed to the fact that our work examined more accessions and many more wild accessions than Kafkas et al.³⁷ who examined only 18 Turkish cultivars while Martins et al.³⁹ studied 58 accessions, only 13 of which were wild accessions. As expected, SSR markers gave fewer alleles than AFLP but proved to be more informative with an average gene diversity of 0.30 compared to 0.26 for AFLP. The 49 SSR markers had an average of 10.3 alleles per SSR which was consistent with other work with the same or similar genomic SSR markers which resulted in 3 to 10.6 alleles per marker^{48-50, 52-53, 56, 58, 60, 70, 91}. The distance matrices generated from the AFLP and SSR marker data had only low correlation to each other perhaps because they sampled different parts of the hazelnut genome. While both AFLP and SSR

markers are expected to occur in coding and noncoding regions throughout the genome, the majority (96%) of SSR markers used in this study were previously selected to provide only one or two amplification products⁵³. The existence of fewer alleles for these markers may indicate that they are located in coding regions under selective pressure.

4.1.2 Diversity and Population Structure of Wild and Cultivated Hazelnuts

Gene diversity values for the AFLP and SSR markers and the genetic dissimilarity matrix calculated with the Dice coefficient indicated high genetic diversity of hazelnut in agreement with many other studies^{1, 30, 55-56, 58, 60, 70, 119}. Levels of diversity are expected to be high in hazelnut because it has a self-incompatible mating system which prevents self-pollination. In addition, hazelnut is a wind-pollinated species. Overall diversity of the cultivars was lower than the wild accessions with average dissimilarity coefficients of 0.50 and 0.60, respectively. Higher levels of diversity in wild accessions as compared to cultivars were also reported by Campa et al.⁷⁰ and Martins et al.⁷² who studied material from northern Spain and northern Portugal, respectively. Such results are expected as hazelnut cultivars have been selected for certain similar features, are clonally propagated, and therefore, genetically fixed. In contrast, wild individuals are the result of sexual reproduction with cross-pollination which allows greater gene flow and an increased probability of recombination events leading to new alleles and greater genetic variability.

Genetic diversity and relationships among the hazelnut accessions were determined using dendrogram and PCoA analyses of the AFLP and SSR data. Based on these results, it was clear that most cultivars (91–94%, depending on dataset) grouped separately from the wild material. This was also observed in comparisons between cultivated and wild material sampled in Spain, Italy, and Portugal^{39, 55, 70, 72}. Similar separation was also seen when reference cultivars were analyzed with local cultivated germplasm from northern Spain⁶⁹. Unlike other studies^{23, 55, 58, 91, 119}, cultivars did not cluster according to geographic origin. This was not surprising given the relatively similar genetic origins of hazelnut breeding material which has been spread to several different countries. However, clustering by origin was observed for the wild accessions. Thus, most of the accessions from western Slovenia (Bovec and Vipava-Razdrto) formed a group which was distinct from the cluster of accessions from central and eastern Slovenia

(Dolenjska, Koroska and Maribor). Vipava-Razdrto and Bovec are located at high elevation, 533 m and 452 m above sea level, respectively. Both regions have temperate climate with dry winters, no dry season, at least 60 mm of precipitation per month and a Mediterranean influence. In such an environment, the genetically close relationship between accessions could be preserved, explaining the occurrence of all accessions from Bovec and 75% of Vipava-Razdrto accessions in the same cluster (A).

The plant material from Koroska grows in a small, isolated location in north Slovenia, characterized by a humid continental climate that is colder than the other regions examined in this work. In this area, the local forestry service protects hazelnut bushes that are at least 20 years old in order to keep the species in the region. According to foresters, hazelnut is very rarely spread in the region and of unknown origin. The intermixed clustering of some Koroska accessions with those from Bovec and Vipava-Razdrto, suggests that some Koroska hazelnuts originated from the western part of Slovenia.

The high genetic dissimilarity of the accessions from Maribor region with 33, 45, and 22% of accessions belonging to clusters A, C, and D, respectively, could be explained by the possible influence of commercial cultivars. Maribor belongs to the wider Stajerska region, one of the most important areas of commercial hazelnut growth. Therefore, wind pollination among trees could contribute to genetic variability in this region.

Population structure analysis was consistent with the dendrogram and PCoA results. For example, 95% of the subpopulation 1 accessions were located in dendrogram clusters B and C while 100% of subpopulation 2 accessions were in dendrogram cluster A. Regardless of marker type, the hazelnut accessions fell into two subpopulations which appeared to correspond to the cultivated (subpopulation 1) and wild (subpopulation 2) gene pools. Thus, with only a few cases of admixing, all but 10.4% of the cultivars fell into subpopulation 1. In contrast, the wild material fell mainly into subpopulation 2 (39%) with significant proportions belonging to subpopulation 1 (35%) and the admixed group (26%). These results may indicate that the wild accessions in subpopulation 1 originated from cultivars which escaped cultivation. Similarly, the admixed accessions may be the result of ancestral, natural crosses between wild and cultivated trees. Interestingly, the vast majority (83%) of wild accessions from the western part of Slovenia belonged to subpopulation 2. It would be useful to compare these accessions with wild material from adjacent northern Italy to see if they share the same gene pool. If so, the results may suggest the movement of wild material from Italy, a proposed origin of domestication and

diversification for hazelnut ^{55, 119}, to parts of Slovenia. Such west to east spread of hazelnut was first proposed by Boccaci and Botta⁹¹. In contrast to the western accessions, most (56%) of the accessions from the northeast (Maribor) had admixed ancestry. As previously stated, Maribor is in the Stajerska region which is one of the primary areas of hazelnut cultivation in Slovenia. Thus, it is likely that the collected accessions are the result of cross-pollination between truly wild individuals and cultivars. In general, our results suggest that there is gene flow within Slovenian western and eastern hazelnut populations but very little intermixing between them. Moreover, the differentiation of wild and cultivated hazelnuts into two distinct subpopulations suggests that the wild germplasm could be a useful source of genetic diversity and new traits for hazelnut improvement ⁷². Of course, it is also necessary to combine these molecular genetic results with morphological data in order to make selections that will ensure the future diversity and improvement of the crop in Slovenia and other hazelnut growing regions.

4.1.3. Morphological Evaluation

Improvement of hazelnut cultivars for nut and kernel traits is essential to increase market value. Only about 20 cultivars are grown worldwide for the confectionery industry or in-shell marketing ⁶. Wild accessions could be used in hazelnut breeding to introduce new variation and improve cultivars for nut and kernel traits.

Volume of the nut and kernel is important because larger nuts are preferred for in-shell marketing, while medium and small nuts are preferred for confectionery ⁴. Nut and kernel volume and uniformity is also important for correct operation of processing machines used in the food industry ⁸¹. Cultivars had greater nut length, width, and thickness than wild accessions. This result was expected because nut volume is determined by these dimensional traits which have positive effects on increasing yield. The cultivars analyzed in the present study were, on average, longer, and wider than the 20 hybrids (from Arbor Day Farm, Nebraska City, NE) analyzed by Xu and Hanna³. They were also longer, wider, and thicker than four Turkish cultivars analyzed by Ozdemir and Akinci⁶. Wild Slovenian accessions had similar length and width as the aforementioned 20 hybrids but were, on average, shorter, and narrower than two Turkish cultivars ('Palaz' and 'Tombul') ^{3, 81}. Mean caliber of wild accessions was higher than for hazelnut cultivars because these nuts were much longer than the cultivars. The wild accessions also had

higher mean caliber (17.4) than the 16 cultivars (15.6) reported by Solar and Stampar⁴. Thus, this present study demonstrated that hazelnut wild accessions may be a good source of alleles for increased nut caliber.

Shape index is an important trait in hazelnut breeding. Globular cultivars (shape index = 1) can be more efficiently processed⁸¹. Cultivars and wild accessions in this study were nearly globular. Although the mean shape index of cultivars (0.9) was similar to the 16 hazelnut cultivars (0.89) studied by Solar and Stampar⁴, it was lower than that for 24 Italian and foreign cultivars (1.05)⁶ and four Turkish hazelnut cultivars (0.96)⁸¹. Some of the wild accessions had shape indices similar to the cultivars.

Thin shell is preferred for efficient processing of hazelnut. Interestingly, there was no difference between the shell thicknesses of cultivars and wild accessions. Both cultivars and wild accessions had similar mean shell thickness as 16 previously examined cultivars⁴. Two wild accessions from Dolenjska and Maribor had the thinnest shell (0.7 mm) and could be used to develop cultivars with thinner shell.

Nut weight has a direct effect on yield and cultivars are expected to have big nuts. Wild accessions did not have superior alleles for nut weight. This demonstrated that cultivars were primarily selected and adapted from wild accessions to have greater nut weight. The cultivars examined in this study had higher mean nut weight than 20 hybrids (0.6 g)³, 24 Italian and foreign cultivars (2.4 g)⁶, and four Turkish cultivars (1.8 g)⁸¹. The cultivars had similar mean weight as the 16 cultivars (3.0 g) analyzed by Solar and Stampar⁴.

In addition to a globular shape, uniform nuts are best for processing. Thus, cultivars and wild accessions were evaluated for nut shape uniformity. Interestingly, wild accessions had more uniform nuts than the cultivars analyzed in present study and the 16 cultivars (7.5) examined by Solar and Stampar⁴. This showed that wild accessions contain good genetic potential for nut uniformity which can be introduced to cultivars.

The proportions of healthy and empty nuts are yield-related traits and are also affected by environmental conditions and can vary greatly by year. During the tested years, wild accessions did not contain high genetic potential for proportion of healthy nuts; however, some wild accessions from Vipava-Razdrto, Dolenjska, and Maribor had 100% healthy nuts and can be used in breeding programs for improvement of nut health. Both cultivars and wild accessions had very few empty nuts. Wild accessions from Bovec, Dolenjska, and Vipava-Razdrto did not contain any empty nuts and they can be used to decrease the proportion of empty nuts in cultivars.

A main objective of hazelnut breeding programs is improvement of kernel weight because of its direct effect on yield. Unfortunately, wild accessions did not have good alleles for kernel weight. The cultivars had higher mean kernel weight than the 20 hazelnut hybrids (0.6 g) studied by Xu and Hanna³, the 24 Italian and foreign cultivars (1.1 g) examined by Cristofori et al.⁶ and the four Turkish cultivars (1.0 g)⁸⁰. These results demonstrated that the cultivars of the present study were, on average, superior to the previously studied material and/or grown under more favorable conditions.

Kernel percentage represents the proportion of nut weight that is accounted for by the kernel and is important for the food industry. Wild accessions had low genetic potential for kernel percentage. Mean kernel percentage of cultivars was higher than the 20 hazelnut hybrids (38.8) studied by Xu and Hanna³ and slightly higher than 24 Italian and foreign cultivars (44.3%)⁶ and 16 cultivars (44.6%) examined by Solar and Stampar⁴.

Although kernel shape uniformity is an important trait for hazelnut processing and could be considered as a breeding goal, cultivars, and wild accessions had similar, moderate levels of uniformity. Indeed the material had similar kernel shape uniformity as the previously examined 16 hazelnut cultivars (6.2)⁴. These results indicate that new source of alleles for improved kernel shape uniformity should be introduced to breeding programs.

Hazelnut kernels with brown spots are an important problem in the processing industry because they cannot be processed because they split easily. Brown spots in kernels can decrease hazelnut production up to 30%¹²⁰. Cultivars had a very low proportion of brown spots. More interestingly, wild hazelnut accessions did not have any kernels with brown spot. Similar results were obtained for the proportion of moldy kernels with no mold found in the wild accessions. Kernel mold is caused by fungal species, decreases quality for both the in-shell and confectionery industry markets, and is, of course, influenced by climatic conditions¹²¹. These results show that wild accessions can be used as allele sources to decrease the proportions of brown-spotted and moldy kernels in hazelnut. Twin kernels result from the development of two kernels in one nut. A higher proportion of twin kernels decreases kernel quality. The cultivars analyzed in the present study had extra quality according to the quality classification of the United Nations¹²² because cultivars had just 2% twin kernels. According to the classification system, nuts with more than 2% twins are placed in the lower quality classes. Interestingly, wild accessions did not have any twin kernels. In contrast to the proportions of kernel with

brown spots, moldy kernels, and twin kernels, wild accessions did not have superior alleles for deformed kernels. Thus, such material is not useful for improvement of this trait.

Clustering of the hazelnut cultivars in the PCoA was expected because cultivars are more improved than wild accessions for most of the nut and kernel traits. Despite the seemingly limited genetic potential of wild accessions when examined using mean values, sizable variation was observed for all traits except nut shape uniformity. Similarly, interesting genetic variability was seen when local cultivated germplasm from northern Spain was examined for morphological traits⁶⁹. Thus, wild and local accessions may be useful to increase genetic diversity of hazelnut breeding material as well as improve some breeding targets.

4.1.4. Association Mapping

Breeding and improvement of hazelnut accessions requires agro-morphological, biochemical and genetic data but creation of mapping populations in trees is very difficult. Association mapping solves this problem by allowing germplasm collections to be used in QTL studies.

The proportion of SSR markers (0.65%) showing significant LD in the present study was slightly lower than the proportion of SSR markers (11 and 6.5%) with significant LD in AM panels of *Gossypium hirsutum* germplasm¹²³ and opium poppy¹²⁴. This can be due to the higher genetic diversity of trees as compared to annual plants. LD identified in this study might be due to linkage of the markers but this could not be confirmed because the SSR markers used in this study are not mapped in the hazelnut genome. LD can also be due to selection and relatedness of hazelnut accessions which can lead to false positive associations between markers and traits^{109, 125}. To avoid false positive associations, association mapping was corrected by the population structure Q-matrix.

In the present study, QTLs controlling nut and kernel traits were identified for the first time. A total of 49 SSR markers associated with nine of 17 traits was identified using an association mapping approach. Some of these markers could be useful for marker-assisted selection of hazelnut accessions for morphological traits. No QTLs were detected

for eight traits. This lack of QTLs for some parameters may be due to reduced genetic diversity of these traits in the AM panel.

4.2. Molecular Characterization of Turkish Hazelnut Germplasm

4.2.1 Marker Polymorphism

The 30 SSR markers provided sufficient polymorphism in the 402 hazelnut accessions with 13.6 fragments per marker. This value is slightly higher than those obtained by others using SSR markers in hazelnut which varied from 3 to 10.6 fragments per primer pair ^{48-50, 52-53, 56, 58, 60, 70, 119, 126-127}. In previous work, a higher annealing temperature was used for these SSR primers ⁵³ (60 rather than 55°C). In addition, some studies used only single or low copy SSRs ^{50, 60, 73, 128}, thereby, limiting marker polymorphism. We chose a more permissive temperature to allow amplification of additional fragments. This reduced the total number of markers needed to be analyzed, increased the efficiency and decreased the cost of the work. Such practical measures are often required for characterization of large germplasm collections. The greater number of polymorphic fragments could also be partially due to the large number and breadth of genetic material used in this study as most other studies limited themselves to cultivated material.

4.2.2. Diversity and Population Structure of Wild and Cultivated Hazelnuts

Hazelnut is a wind-pollinated species and has a self-incompatible mating system, thus genetic diversity is expected to be high in naturally-occurring plants. In Turkey, hazelnuts are clonally propagated using rooted suckers. In this way, trees which have desirable allele combinations are preserved and kept in the heterozygous condition. Average diversity of the hazelnut cultivars was similar to that of the entire collection, 0.47 and 0.49, respectively. Similarly high levels of genetic diversity were observed in cultivars and wild accessions from Spain ⁷⁰, Portugal ⁷² and Slovenia ¹²⁶. Most of the accessions were collected in Giresun which is an area with extensive hazelnut cultivation

and production. The high level of diversity in this region may be related to its high density of trees which allowed cross-pollination of cultivars with nearby landraces and wild trees thereby resulting in ‘new’ material which was collected by the Hazelnut Research Institute. The importance of Giresun to the hazelnut industry in Turkey is reflected in the fact that the quality of Turkish hazelnuts is classified as Giresun (premium) or Levant (secondary). ‘Tombul’ is the most well-known Turkish cultivar of Giresun quality with both national and international reputations ¹². ‘Tombul’ and other “Giresun quality” hazelnuts were clonally propagated and distributed to other areas along the Black Sea coast.

Dendrogram and PCoA analyses of the hazelnut collection indicated that cultivars were loosely clustered but not genetically distinct from landraces and wild material. In contrast, a clear separation between wild and cultivated accessions was observed in materials from Spain, Portugal and Slovenia ^{39, 70, 72, 126}. The difference between these studies and ours may lie in the fact that reference cultivars were used in the other studies. Most of these reference cultivars were not of local origin with the exception of some Spanish-Italian cultivars examined in the work of Campa et al.⁷⁰ which focused on wild and local materials from northern Spain. Thus, the gene pools of the cultivars and wild accessions would not be expected to overlap. In contrast, the current work examined only Turkish cultivars, all but three (‘Allahverdi’, ‘Giresun Melezi’ and ‘Okay28’) of which originated from selection and cultivation of formerly wild individuals. ‘Giresun Melezi’ and ‘Okay28’ are new cultivars developed from ‘Kargalak’ and ‘Tombul’ hybrids ⁶⁵. Thus, most of the materials have a common gene pool. Because hazelnut trees from Giresun were the source of most of the cultivars and other genetic resources growing in the region, clear separation of accessions by location was not observed. However there was minor clustering of hazelnut trees from geographically close regions such as those from Samsun and Ordu. In addition, accessions which were collected from same valleys tend to be in the same cluster. For example, accessions from the western part of Ordu were collected from the same valley and clustered together. In the same way, accessions from eastern valleys of Trabzon province clustered together.

Population structure analysis was consistent with the dendrogram and PCoA results. For example, 100% of the subpopulation 1 genotypes were located in dendrogram Cluster A and 100% of subpopulation 2 genotypes were in dendrogram Cluster B. Wild material and landraces fell into subpopulation 1 (33%), subpopulation 2 (49%) and the admixed group (19%). The majority of cultivars fell into subpopulation 1 (75%) with the

exception of the five admixed cultivars. Two of these five admixed cultivars were developed by hybridization, therefore, it is not surprising that they have admixed ancestry. Admixed accessions are also the result of natural hybrids due to cross-pollination.

4.2.3. Core Set Selection

A core set of hazelnut accessions was selected using the SSR data and it was found that the molecular genetic diversity of the entire collection (including all alleles) was encompassed by just 8.4% of the accessions: 29 accessions and five cultivars. Similarly, in the SAFENUT project 6.5% of 306 accessions were chosen as a core set to cover the genetic diversity in different characters⁵⁴. Of course, molecular genetic diversity is not the sole parameter by which core sets should be selected. Morphological diversity is also an important criterion and Turkey has phenotypically diverse hazelnut resources. In addition, tree yield and quality are traits that must be preserved in a core set. For these reasons, accessions with unique phenotypes and the remaining 15 cultivars were included in the core set, thus maintaining important characters and allele combinations. The core set had representation from different geographical locations and each of the subpopulations (1, 2 and admixed). Such core sets are important in prioritizing germplasm conservation and maintenance. This is especially crucial in a long-lived tree crops like hazelnut for which wild populations are under threat from abiotic and biotic stresses and deforestation⁶.

4.3. Validation of Genomic SSR Markers

Sequencing of ‘Tombul’ yielded 56,665 contigs which were assembled into 111.85 Mb, representing 29.2% of the hazelnut genome. In other work, ‘Jefferson,’ a cultivar resistant to eastern filbert blight, was sequenced and assembled to cover 345 Mb, representing 91% of the genome with 40x coverage³³. In the same study, ‘Tombul’ was sequenced with Illumina with low coverage (10 x) because the researchers were only interested in finding the eastern filbert blight resistance gene using ‘Jefferson’ as a reference. Thus to date, our study has produced the most genome information for ‘Tombul’.

4.3.1. SSR Markers Developed by NGS

SSRs are iterations of one to six nucleotide motifs and are found in all prokaryotic and eukaryotic genomes¹²⁷. SSR markers are very important for plant scientists because they can detect multiple alleles per locus, are highly polymorphic and can be found throughout the plant genome¹²⁹. Thus the development of SSR markers, especially for economically important crops, is essential for more efficient plant genome analysis. Traditional SSR development techniques such as library enrichment and Sanger sequencing techniques are low-throughput, labor intensive, expensive and yield a small number of SSRs¹²⁹. Unlike traditional methods, next generation sequencing technology is high-throughput, fast, cost-effective and produces millions of reads at once¹²⁹. Therefore traditional technologies are already replaced with next generation technology in the area of SSR development.

A total of 90,142 non-redundant SSR markers were identified in 29.2% of the *C. avellana* genome. SSR density in these contigs was one SSR in every 1.2 kb (on average). In the sequencing study of ‘Jefferson’ cultivar, average SSR density was one SSR on every 1.9 kb of the contigs³³, agreeing with our results. Other results indicate one SSR in every 4.5 kb for papaver¹³⁰ every 2.9 kb for faba bean¹³¹ and, every 4.1 kb for spinach¹³². Thus, of these different species, hazelnut has the highest density of SSRs in the examined contigs.

The most abundant SSR marker type was mononucleotides which accounted for 60.9% of the identified SSRs, followed by dinucleotides with 26.5% and trinucleotides with 4.4%. Sequencing of ‘Jefferson’ also indicated that mononucleotides were most common (69.3%). The results also agree with Cardle et al.¹³³ who also showed that the most common SSR type in many plants was mononucleotides followed by dinucleotides and trinucleotides. The most abundant mononucleotides in ‘Tombul’ were A/T repeats (99.2%). ‘Jefferson’ also had a majority of A/T mononucleotides compared to G/C ones³³. These results agree with other studies which observed that the most common SSR repeat type in plants are A/T repeats¹³⁰⁻¹³². According to the same studies, AT/TA repeats are the second most abundant SSR type in many plants. We also observed the same pattern in our study: 25.4% AT and 24.4% TA SSRs among dinucleotide repeats. The most common tri- and tetranucleotide motifs vary based on the plant species. In this study, the most frequent SSR type was ATT/AAT (32.2%) in trinucleotides and ATTT/AAAT

(26.5%) in tetranucleotides. AT-rich trinucleotides were also the most common (43.1%) in 'Jefferson' ³³.

4.3.2. Application of Genomic SSR Markers to Population Structure and Genetic Diversity.

Fifty SSR markers were randomly chosen and tested in 47 hazelnut accessions from ten countries. In this study, the SSR markers that were used in diversity analyses were single or low copy except for markers cavSSR11062 (12 fragments), cavSSR1632 (8 fragments) and cavSSR8737 (7 fragments). The number of alleles ranged from one to 12 with an average of 3.2 alleles. This average allele number was in the range of the previous studies (from 3 to 13.6) which used SSR markers in hazelnut ^{48-50, 52-53, 56-58, 60, 70, 119, 126}.

A dendrogram was constructed using SSR data and the accessions fell into three subclusters. All of the Turkish accessions were in Clusters A1 and B1. The genetic distinctness of the Turkish material suggests that it can be used as a source of diversity for US and European breeding programs. Accessions from Italy, France and the UK were found in both cluster C with the US cultivars and in cluster B with the other European hazelnut accessions. Trees from Germany clustered together in the dendrogram and the US cultivars were clustered with small groups of accessions from France, Italy, Turkey and the UK in (sub)clusters A1, B3 and C. This was not surprising because the US cultivars' parents are from these countries ¹³⁴. The 47 hazelnut accessions fell into four subpopulations. Turkish cultivars were found in both subpopulation 1 (11 accessions), subpopulation 2 (5 accessions) and subpopulation 3 (2 accessions) as well as in the admixed group (2 accessions).

The genetic analyses based on SSR markers revealed some interesting findings. Two Turkish cultivars ('Giresun Melezi' and 'Okay28') were developed from hybridization of 'Kargalak' and 'Tombul.' Although 'Giresun Melezi' and 'Okay28' clustered together in the dendrogram, population structure and PCoA plots, they did not group most closely with 'Kargalak' and 'Tombul'. Thus, hybridization resulted in new allelic combinations as compared to the parental lines. Such novelty may be especially pronounced in heterozygous breeding material like hazelnut. Another interesting case was the Turkish cultivar 'Yuvarlak Badem'. This cultivar was found in the same subcluster

(B1) as some of the Turkish cultivars but had admixed population structure and grouped with other countries' hazelnuts in the PCoA plot. In addition, 'Yuvarlak Badem' has distinctly different nut traits compared to other Turkish cultivars. Its nuts are round and longer than the other material and are harvested earlier¹³⁵. Thus, this cultivar may have originated from Europe.

Hazelnut is a wind-pollinated species and has a self-incompatible mating system. As a result, high levels of genetic diversity are usually expected. However, in our study, the average diversity was low (0.17). In our previous studies, genetic diversity for Slovenian and Turkish cultivars was 0.50¹²⁶ and 0.47⁵⁷, and this was considered to be moderate genetic differentiation. However, these previous studies used SSRs that were selected for their high levels of polymorphism in other hazelnut accessions. In contrast, the current set of tested SSR markers was randomly selected from the thousands of primers that were designed. Low variability is not unexpected because hazelnuts have been selected for similar characters and certain allelic combinations which may reduce their diversity^{57, 70, 72, 126}. Moreover, cultivars are propagated as clones, a fact that limits their diversity as compared to wild accessions.

New SSR markers were developed using next generation sequencing technology and applied to the hazelnut cultivars for validation. Because climatic conditions, altitude and soil can affect kernel, nut and agro-morphological traits which often do not become visible until hazelnut is several years old, the SSR markers were assayed on 19 Turkish cultivars to find diagnostic molecular markers. As a result, seven SSR primer were selected to discriminate Turkish cultivars so that hazelnut breeders, farmers and geneticists can identify true-type hazelnuts and use identical clones. Turkish hazelnuts can be certified using these seven SSR markers, thereby solving an important problem in hazelnut nurseries and orchards. Moreover, these markers will be useful for new cultivar development.

CHAPTER 5

CONCLUSION

European hazelnut (*Corylus avellana* L.) is an economically and nutritionally important nut crop with wild and cultivated populations found throughout Europe and in parts of Asia. In the present study hazelnut cultivars and wild accessions from Slovenia were examined for genetic diversity and morphological variation. The wild accessions were more diverse than cultivars at the molecular level with clustering of the wild material by region. Characterization of nut and kernel traits was done to assess the breeding potential of the wild germplasm. Wild accessions were shown to have breeding potential for most of the traits except nut and kernel weight and to have sizable variation for most traits. In addition, the first association mapping of hazelnut was performed with the identification of SSR markers associated with traits including the length, thickness, and caliber and nuts, as well as, kernel weight and shape uniformity. These SSR markers provide initial molecular information for marker-assisted selection in hazelnut.

In addition, this study examined molecular genetic diversity and population structure of 402 genotypes including 143 wild individuals, 239 landraces and 20 cultivars from the Turkish national hazelnut collection using SSR markers. A total of 30 SSR markers yielded 407 polymorphic fragments. Diversity analysis of the Turkish hazelnut genotypes indicated that they fell into three subpopulations according to ad hoc statistics and neighbor-joining algorithm. Although all cultivars clustered together, they overlapped with the wild accessions and landraces. Thus, the dendrogram, principal coordinate and population structure analyses suggest that they share the same gene pool. A total of 78 accessions were selected as a core set to encompass the molecular genetic and morphological diversity present in the national collection. This core set should have priority in preservation efforts and in trait characterization.

Finally, new SSR markers were developed using next generation sequencing technology and applied to the hazelnut world collection for validation. Seven SSR markers were chosen to discriminate Turkish cultivars. Hazelnut is a tree and if we do not know the name of the planted tree before it gives fruit and shows agro-morphological characteristics, these markers can be used to identify the cultivar. In addition, Turkish

hazelnuts can be certified using these seven SSR markers to solve an important problem in hazelnut nurseries and orchards. Moreover, climatic conditions, altitude and soil can affect kernel, nut and agro-morphological traits, thus, molecular markers are more reliable than morphological ones. Discrimination will also allow breeders, farmers and other people interested in hazelnuts to use identical clones.

REFERENCES

1. Boccacci, P.; Akkac, A.; Botta, R., DNA typing and genetic relations among European hazelnut (*Corylus avellana* L.) cultivars using microsatellite markers. *Genome* **2006**, *49* (6), 598-611.
2. Savage, G. P.; McNeil, D. L.; Dutta, P. C., Lipid composition and oxidative stability of oils in hazelnuts (*Corylus avellana* L) grown in New Zealand. *J Am Oil Chem Soc* **1997**, *74* (6), 755-759.
3. Xu, Y. X.; Hanna, M. A., Evaluation of Nebraska hybrid hazelnuts: Nut/kernel characteristics, kernel proximate composition, and oil and protein properties. *Ind Crop Prod* **2010**, *31* (1), 84-91.
4. Solar, A.; Stampar, F., Characterisation of selected hazelnut cultivars: phenology, growing and yielding capacity, market quality and nutraceutical value. *J Sci Food Agr* **2011**, *91* (7), 1205-1212.
5. Mercanligil, S. M.; Arslan, P.; Alasalvar, C.; Okut, E.; Akgul, E.; Pinar, A.; Geyik, P. O.; Tokgozoglu, L.; Shahidi, F., Effects of hazelnut-enriched diet on plasma cholesterol and lipoprotein profiles in hypercholesterolemic adult men. *Eur J Clin Nutr* **2007**, *61* (2), 212-220.
6. Cristofori, V.; Ferramondo, S.; Bertazza, G.; Bignami, C., Nut and kernel traits and chemical composition of hazelnut (*Corylus avellana* L.) cultivars. *J Sci Food Agr* **2008**, *88* (6), 1091-1098.
7. FAOSTAT Food and Agriculture Organization of the United Nations- Crops and livestock products. <http://www.fao.org/faostat/en/#data/TP> (accessed 10.01.2017).
8. FAOSTAT Food and Agriculture Organization of the United Nations- Crops. <http://www.fao.org/faostat/en/#data/QC> (accessed 10.01.2017).

9. Koksal, A. I., *Turkish hazelnut cultivars*. Ankara ISBN: 2002.
10. Mehlenbacher, S. A.; Smith, D. C., Partial Self-Compatibility in Tombul and Montebello Hazelnuts. *Euphytica* **1991**, *56* (3), 231-236.
11. Alasalvar, C.; Shahidi, F.; Ohshima, T.; Wanasundara, U.; Yurttas, H. C.; Liyanapathirana, C. M.; Rodrigues, F. B., Turkish tombul hazelnut (*Corylus avellana* L.). 2. Lipid characteristics and oxidative stability. *J Agr Food Chem* **2003**, *51* (13), 3797-3805.
12. Alasalvar, C.; Shahidi, F.; Liyanapathirana, C. M.; Ohshima, T., Turkish tombul hazelnut (*Corylus avellana* L.). 1. Compositional characteristics. *J Agr Food Chem* **2003**, *51* (13), 3790-3796.
13. Slatnar, A.; Mikulic-Petkovsek, M.; Stampar, F.; Veberic, R.; Solar, A., eHPLC-MSn identification and quantification of phenolic compounds in hazelnut kernels, oil and bagasse pellets. *Food Res Int* **2014**, *64*, 783-789.
14. Solar, A.; Stampar, F., Performance of Hazelnut Cultivars from Oregon in Northeastern Slovenia. *Horttechnology* **2009**, *19* (3), 653-659.
15. Kaul, S.; Koo, H. L.; Jenkins, J.; Rizzo, M.; Rooney, T.; Tallon, L. J.; Feldblyum, T.; Nierman, W.; Benito, M. I.; Lin, X. Y.; Town, C. D.; Venter, J. C.; Fraser, C. M.; Tabata, S.; Nakamura, Y.; Kaneko, T.; Sato, S.; Asamizu, E.; Kato, T.; Kotani, H.; Sasamoto, S.; Ecker, J. R.; Theologis, A.; Federspiel, N. A.; Palm, C. J.; Osborne, B. I.; Shinn, P.; Conway, A. B.; Vysotskaia, V. S.; Dewar, K.; Conn, L.; Lenz, C. A.; Kim, C. J.; Hansen, N. F.; Liu, S. X.; Buehler, E.; Altafi, H.; Sakano, H.; Dunn, P.; Lam, B.; Pham, P. K.; Chao, Q.; Nguyen, M.; Yu, G. X.; Chen, H. M.; Southwick, A.; Lee, J. M.; Miranda, M.; Toriumi, M. J.; Davis, R. W.; Wambutt, R.; Murphy, G.; Dusterhoft, A.; Stiekema, W.; Pohl, T.; Entian, K. D.; Terryn, N.; Volckaert, G.; Salanoubat, M.; Choisne, N.; Rieger, M.; Ansorge, W.; Unseld, M.; Fartmann, B.; Valle, G.; Artiguenave, F.; Weissenbach, J.; Quetier, F.; Wilson, R. K.; de la Bastide, M.; Sekhon, M.; Huang, E.; Spiegel, L.; Gnoj,

L.; Pepin, K.; Murray, J.; Johnson, D.; Habermann, K.; Dedhia, N.; Parnell, L.; Preston, R.; Hillier, L.; Chen, E.; Marra, M.; Martienssen, R.; McCombie, W. R.; Mayer, K.; White, O.; Bevan, M.; Lemcke, K.; Creasy, T. H.; Bielke, C.; Haas, B.; Haase, D.; Maiti, R.; Rudd, S.; Peterson, J.; Schoof, H.; Frishman, D.; Morgenstern, B.; Zaccaria, P.; Ermolaeva, M.; Perteau, M.; Quackenbush, J.; Volfovsky, N.; Wu, D. Y.; Lowe, T. M.; Salzberg, S. L.; Mewes, H. W.; Rounsley, S.; Bush, D.; Subramaniam, S.; Levin, I.; Norris, S.; Schmidt, R.; Acarkan, A.; Bancroft, I.; Quetier, F.; Brennicke, A.; Eisen, J. A.; Bureau, T.; Legault, B. A.; Le, Q. H.; Agrawal, N.; Yu, Z.; Martienssen, R.; Copenhaver, G. P.; Luo, S.; Pikaard, C. S.; Preuss, D.; Paulsen, I. T.; Sussman, M.; Britt, A. B.; Selinger, D. A.; Pandey, R.; Mount, D. W.; Chandler, V. L.; Jorgensen, R. A.; Pikaard, C.; Juergens, G.; Meyerowitz, E. M.; Theologis, A.; Dangl, J.; Jones, J. D. G.; Chen, M.; Chory, J.; Somerville, M. C.; In, A. G., Analysis of the genome sequence of the flowering plant *Arabidopsis thaliana*. *Nature* **2000**, *408* (6814), 796-815.

16. Yu, J.; Hu, S. N.; Wang, J.; Wong, G. K. S.; Li, S. G.; Liu, B.; Deng, Y. J.; Dai, L.; Zhou, Y.; Zhang, X. Q.; Cao, M. L.; Liu, J.; Sun, J. D.; Tang, J. B.; Chen, Y. J.; Huang, X. B.; Lin, W.; Ye, C.; Tong, W.; Cong, L. J.; Geng, J. N.; Han, Y. J.; Li, L.; Li, W.; Hu, G. Q.; Huang, X. G.; Li, W. J.; Li, J.; Liu, Z. W.; Li, L.; Liu, J. P.; Qi, Q. H.; Liu, J. S.; Li, L.; Li, T.; Wang, X. G.; Lu, H.; Wu, T. T.; Zhu, M.; Ni, P. X.; Han, H.; Dong, W.; Ren, X. Y.; Feng, X. L.; Cui, P.; Li, X. R.; Wang, H.; Xu, X.; Zhai, W. X.; Xu, Z.; Zhang, J. S.; He, S. J.; Zhang, J. G.; Xu, J. C.; Zhang, K. L.; Zheng, X. W.; Dong, J. H.; Zeng, W. Y.; Tao, L.; Ye, J.; Tan, J.; Ren, X. D.; Chen, X. W.; He, J.; Liu, D. F.; Tian, W.; Tian, C. G.; Xia, H. G.; Bao, Q. Y.; Li, G.; Gao, H.; Cao, T.; Wang, J.; Zhao, W. M.; Li, P.; Chen, W.; Wang, X. D.; Zhang, Y.; Hu, J. F.; Wang, J.; Liu, S.; Yang, J.; Zhang, G. Y.; Xiong, Y. Q.; Li, Z. J.; Mao, L.; Zhou, C. S.; Zhu, Z.; Chen, R. S.; Hao, B. L.; Zheng, W. M.; Chen, S. Y.; Guo, W.; Li, G. J.; Liu, S. Q.; Tao, M.; Wang, J.; Zhu, L. H.; Yuan, L. P.; Yang, H. M., A draft sequence of the rice genome (*Oryza sativa* L. ssp *indica*). *Science* **2002**, *296* (5565), 79-92.
17. Tuskan, G. A.; DiFazio, S.; Jansson, S.; Bohlmann, J.; Grigoriev, I.; Hellsten, U.; Putnam, N.; Ralph, S.; Rombauts, S.; Salamov, A.; Schein, J.; Sterck, L.; Aerts, A.; Bhalerao, R. R.; Bhalerao, R. P.; Blaudez, D.; Boerjan, W.; Brun, A.; Brunner,

A.; Busov, V.; Campbell, M.; Carlson, J.; Chalot, M.; Chapman, J.; Chen, G. L.; Cooper, D.; Coutinho, P. M.; Couturier, J.; Covert, S.; Cronk, Q.; Cunningham, R.; Davis, J.; Degroeve, S.; Dejardin, A.; Depamphilis, C.; Detter, J.; Dirks, B.; Dubchak, I.; Duplessis, S.; Ehlting, J.; Ellis, B.; Gendler, K.; Goodstein, D.; Gribskov, M.; Grimwood, J.; Groover, A.; Gunter, L.; Hamberger, B.; Heinze, B.; Helariutta, Y.; Henrissat, B.; Holligan, D.; Holt, R.; Huang, W.; Islam-Faridi, N.; Jones, S.; Jones-Rhoades, M.; Jorgensen, R.; Joshi, C.; Kangasjarvi, J.; Karlsson, J.; Kelleher, C.; Kirkpatrick, R.; Kirst, M.; Kohler, A.; Kalluri, U.; Larimer, F.; Leebens-Mack, J.; Leple, J. C.; Locascio, P.; Lou, Y.; Lucas, S.; Martin, F.; Montanini, B.; Napoli, C.; Nelson, D. R.; Nelson, C.; Nieminen, K.; Nilsson, O.; Pereda, V.; Peter, G.; Philippe, R.; Pilate, G.; Poliakov, A.; Razumovskaya, J.; Richardson, P.; Rinaldi, C.; Ritland, K.; Rouze, P.; Ryaboy, D.; Schmutz, J.; Schrader, J.; Segerman, B.; Shin, H.; Siddiqui, A.; Sterky, F.; Terry, A.; Tsai, C. J.; Uberbacher, E.; Unneberg, P.; Vahala, J.; Wall, K.; Wessler, S.; Yang, G.; Yin, T.; Douglas, C.; Marra, M.; Sandberg, G.; Van de Peer, Y.; Rokhsar, D., The genome of black cottonwood, *Populus trichocarpa* (Torr. & Gray). *Science* **2006**, *313* (5793), 1596-1604.

18. Huang, S. W.; Li, R. Q.; Zhang, Z. H.; Li, L.; Gu, X. F.; Fan, W.; Lucas, W. J.; Wang, X. W.; Xie, B. Y.; Ni, P. X.; Ren, Y. Y.; Zhu, H. M.; Li, J.; Lin, K.; Jin, W. W.; Fei, Z. J.; Li, G. C.; Staub, J.; Kilian, A.; van der Vossen, E. A. G.; Wu, Y.; Guo, J.; He, J.; Jia, Z. Q.; Ren, Y.; Tian, G.; Lu, Y.; Ruan, J.; Qian, W. B.; Wang, M. W.; Huang, Q. F.; Li, B.; Xuan, Z. L.; Cao, J. J.; Asan, Wu, Z. G.; Zhang, J. B.; Cai, Q. L.; Bai, Y. Q.; Zhao, B. W.; Han, Y. H.; Li, Y.; Li, X. F.; Wang, S. H.; Shi, Q. X.; Liu, S. Q.; Cho, W. K.; Kim, J. Y.; Xu, Y.; Heller-Uszynska, K.; Miao, H.; Cheng, Z. C.; Zhang, S. P.; Wu, J.; Yang, Y. H.; Kang, H. X.; Li, M.; Liang, H. Q.; Ren, X. L.; Shi, Z. B.; Wen, M.; Jian, M.; Yang, H. L.; Zhang, G. J.; Yang, Z. T.; Chen, R.; Liu, S. F.; Li, J. W.; Ma, L. J.; Liu, H.; Zhou, Y.; Zhao, J.; Fang, X. D.; Li, G. Q.; Fang, L.; Li, Y. R.; Liu, D. Y.; Zheng, H. K.; Zhang, Y.; Qin, N.; Li, Z.; Yang, G. H.; Yang, S.; Bolund, L.; Kristiansen, K.; Zheng, H. C.; Li, S. C.; Zhang, X. Q.; Yang, H. M.; Wang, J.; Sun, R. F.; Zhang, B. X.; Jiang, S. Z.; Wang, J.; Du, Y. C.; Li, S. G., The genome of the cucumber, *Cucumis sativus* L. *Nat Genet* **2009**, *41* (12), 1275-1281.

19. Wang, X. W.; Wang, H. Z.; Wang, J.; Sun, R. F.; Wu, J.; Liu, S. Y.; Bai, Y. Q.; Mun, J. H.; Bancroft, I.; Cheng, F.; Huang, S. W.; Li, X. X.; Hua, W.; Wang, J. Y.; Wang, X. Y.; Freeling, M.; Pires, J. C.; Paterson, A. H.; Chalhoub, B.; Wang, B.; Hayward, A.; Sharpe, A. G.; Park, B. S.; Weisshaar, B.; Liu, B. H.; Li, B.; Liu, B.; Tong, C. B.; Song, C.; Duran, C.; Peng, C. F.; Geng, C. Y.; Koh, C. S.; Lin, C. Y.; Edwards, D.; Mu, D. S.; Shen, D.; Soumpourou, E.; Li, F.; Fraser, F.; Conant, G.; Lassalle, G.; King, G. J.; Bonnema, G.; Tang, H. B.; Wang, H. P.; Belcram, H.; Zhou, H. L.; Hirakawa, H.; Abe, H.; Guo, H.; Wang, H.; Jin, H. Z.; Parkin, I. A. P.; Batley, J.; Kim, J. S.; Just, J.; Li, J. W.; Xu, J. H.; Deng, J.; Kim, J. A.; Li, J. P.; Yu, J. Y.; Meng, J. L.; Wang, J. P.; Min, J. M.; Poulain, J.; Wang, J.; Hatakeyama, K.; Wu, K.; Wang, L.; Fang, L.; Trick, M.; Links, M. G.; Zhao, M. X.; Jin, M. N.; Ramchiary, N.; Drou, N.; Berkman, P. J.; Cai, Q. L.; Huang, Q. F.; Li, R. Q.; Tabata, S.; Cheng, S. F.; Zhang, S.; Zhang, S. J.; Huang, S. M.; Sato, S.; Sun, S. L.; Kwon, S. J.; Choi, S. R.; Lee, T. H.; Fan, W.; Zhao, X.; Tan, X.; Xu, X.; Wang, Y.; Qiu, Y.; Yin, Y.; Li, Y. R.; Du, Y. C.; Liao, Y. C.; Lim, Y.; Narusaka, Y.; Wang, Y. P.; Wang, Z. Y.; Li, Z. Y.; Wang, Z. W.; Xiong, Z. Y.; Zhang, Z. H., The genome of the mesopolyploid crop species *Brassica rapa*. *Nat Genet* **2011**, *43* (10), 1035-1039.
20. Xu, X.; Pan, S. K.; Cheng, S. F.; Zhang, B.; Mu, D. S.; Ni, P. X.; Zhang, G. Y.; Yang, S.; Li, R. Q.; Wang, J.; Orjeda, G.; Guzman, F.; Torres, M.; Lozano, R.; Ponce, O.; Martinez, D.; De la Cruz, G.; Chakrabarti, S. K.; Patil, V. U.; Skryabin, K. G.; Kuznetsov, B. B.; Ravin, N. V.; Kolganova, T. V.; Beletsky, A. V.; Mardanov, A. V.; Di Genova, A.; Bolser, D. M.; Martin, D. M. A.; Li, G. C.; Yang, Y.; Kuang, H. H.; Hu, Q.; Xiong, X. Y.; Bishop, G. J.; Sagredo, B.; Mejia, N.; Zagorski, W.; Gromadka, R.; Gawor, J.; Szczesny, P.; Huang, S. W.; Zhang, Z. H.; Liang, C. B.; He, J.; Li, Y.; He, Y.; Xu, J. F.; Zhang, Y. J.; Xie, B. Y.; Du, Y. C.; Qu, D. Y.; Bonierbale, M.; Ghislain, M.; Herrera, M. D.; Giuliano, G.; Pietrella, M.; Perrotta, G.; Facella, P.; O'Brien, K.; Feingold, S. E.; Barreiro, L. E.; Massa, G. A.; Diambra, L.; Whitty, B. R.; Vaillancourt, B.; Lin, H. N.; Massa, A.; Geoffroy, M.; Lundback, S.; DellaPenna, D.; Buell, C. R.; Sharma, S. K.; Marshall, D. F.; Waugh, R.; Bryan, G. J.; Destefanis, M.; Nagy, I.; Milbourne, D.; Thomson, S. J.; Fiers, M.; Jacobs, J. M. E.; Nielsen, K. L.; Sonderkaer, M.; Iovene, M.; Torres, G. A.; Jiang, J. M.; Veilleux, R. E.; Bachem, C. W. B.; de

- Boer, J.; Borm, T.; Kloosterman, B.; van Eck, H.; Datema, E.; Hekkert, B. T. L.; Goverse, A.; van Ham, R. C. H. J.; Visser, R. G. F.; Consortiu, P. G. S., Genome sequence and analysis of the tuber crop potato. *Nature* **2011**, *475* (7355), 189-195.
21. D'Hont, A.; Denoeud, F.; Aury, J. M.; Baurens, F. C.; Carreel, F.; Garsmeur, O.; Noel, B.; Bocs, S.; Droc, G.; Rouard, M.; Da Silva, C.; Jabbari, K.; Cardi, C.; Poulain, J.; Souquet, M.; Labadie, K.; Jourda, C.; Lengelle, J.; Rodier-Goud, M.; Alberti, A.; Bernard, M.; Correa, M.; Ayyampalayam, S.; Mckain, M. R.; Leebens-Mack, J.; Burgess, D.; Freeling, M.; Mbeguie-A-Mbeguie, D.; Chabannes, M.; Wicker, T.; Panaud, O.; Barbosa, J.; Hribova, E.; Heslop-Harrison, P.; Habas, R.; Rivallan, R.; Francois, P.; Poiron, C.; Kilian, A.; Burthia, D.; Jenny, C.; Bakry, F.; Brown, S.; Guignon, V.; Kema, G.; Dita, M.; Waalwijk, C.; Joseph, S.; Dievert, A.; Jaillon, O.; Leclercq, J.; Argout, X.; Lyons, E.; Almeida, A.; Jeridi, M.; Dolezel, J.; Roux, N.; Risterucci, A. M.; Weissenbach, J.; Ruiz, M.; Glaszmann, J. C.; Quetier, F.; Yahiaoui, N.; Wincker, P., The banana (*Musa acuminata*) genome and the evolution of monocotyledonous plants. *Nature* **2012**, *488* (7410), 213-217.
22. Varshney, R. K.; Chen, W. B.; Li, Y. P.; Bharti, A. K.; Saxena, R. K.; Schlueter, J. A.; Donoghue, M. T. A.; Azam, S.; Fan, G. Y.; Whaley, A. M.; Farmer, A. D.; Sheridan, J.; Iwata, A.; Tuteja, R.; Penmetsa, R. V.; Wu, W.; Upadhyaya, H. D.; Yang, S. P.; Shah, T.; Saxena, K. B.; Michael, T.; McCombie, W. R.; Yang, B. C.; Zhang, G. Y.; Yang, H. M.; Wang, J.; Spillane, C.; Cook, D. R.; May, G. D.; Xu, X.; Jackson, S. A., Draft genome sequence of pigeonpea (*Cajanus cajan*), an orphan legume crop of resource-poor farmers. *Nat Biotechnol* **2012**, *30* (1), 83-89.
23. Varshney, R. K.; Song, C.; Saxena, R. K.; Azam, S.; Yu, S.; Sharpe, A. G.; Cannon, S.; Baek, J.; Rosen, B. D.; Tar'an, B.; Millan, T.; Zhang, X. D.; Ramsay, L. D.; Iwata, A.; Wang, Y.; Nelson, W.; Farmer, A. D.; Gaur, P. M.; Soderlund, C.; Penmetsa, R. V.; Xu, C. Y.; Bharti, A. K.; He, W. M.; Winter, P.; Zhao, S. C.; Hane, J. K.; Carrasquilla-Garcia, N.; Condie, J. A.; Upadhyaya, H. D.; Luo, M. C.; Thudi, M.; Gowda, C. L. L.; Singh, N. P.; Lichtenzveig, J.; Gali, K. K.; Rubio, J.; Nadarajan, N.; Dolezel, J.; Bansal, K. C.; Xu, X.; Edwards, D.; Zhang, G. Y.;

- Kahl, G.; Gil, J.; Singh, K. B.; Datta, S. K.; Jackson, S. A.; Wang, J.; Cook, D. R., Draft genome sequence of chickpea (*Cicer arietinum*) provides a resource for trait improvement. *Nat Biotechnol* **2013**, *31* (3), 240-246.
24. Xu, Q.; Chen, L. L.; Ruan, X. A.; Chen, D. J.; Zhu, A. D.; Chen, C. L.; Bertrand, D.; Jiao, W. B.; Hao, B. H.; Lyon, M. P.; Chen, J. J.; Gao, S.; Xing, F.; Lan, H.; Chang, J. W.; Ge, X. H.; Lei, Y.; Hu, Q.; Miao, Y.; Wang, L.; Xiao, S. X.; Biswas, M. K.; Zeng, W. F.; Guo, F.; Cao, H. B.; Yang, X. M.; Xu, X. W.; Cheng, Y. J.; Xu, J.; Liu, J. H.; Luo, O. J.; Tang, Z. H.; Guo, W. W.; Kuang, H. H.; Zhang, H. Y.; Roose, M. L.; Nagarajan, N.; Deng, X. X.; Ruan, Y. J., The draft genome of sweet orange (*Citrus sinensis*). *Nat Genet* **2013**, *45* (1), 59-66.
25. Guo, S. G.; Zhang, J. G.; Sun, H. H.; Salse, J.; Lucas, W. J.; Zhang, H. Y.; Zheng, Y.; Mao, L. Y.; Ren, Y.; Wang, Z. W.; Min, J. M.; Guo, X. S.; Murat, F.; Ham, B. K.; Zhang, Z. L.; Gao, S.; Huang, M. Y.; Xu, Y. M.; Zhong, S. L.; Bombarely, A.; Mueller, L. A.; Zhao, H.; He, H. J.; Zhang, Y.; Zhang, Z. H.; Huang, S. W.; Tan, T.; Pang, E. L.; Lin, K.; Hu, Q.; Kuang, H. H.; Ni, P. X.; Wang, B.; Liu, J. A.; Kou, Q. H.; Hou, W. J.; Zou, X. H.; Jiang, J.; Gong, G. Y.; Klee, K.; Schoof, H.; Huang, Y.; Hu, X. S.; Dong, S. S.; Liang, D. Q.; Wang, J.; Wu, K.; Xia, Y.; Zhao, X.; Zheng, Z. Q.; Xing, M.; Liang, X. M.; Huang, B. Q.; Lv, T.; Wang, J. Y.; Yin, Y.; Yi, H. P.; Li, R. Q.; Wu, M. Z.; Levi, A.; Zhang, X. P.; Giovannoni, J. J.; Wang, J.; Li, Y. F.; Fei, Z. J.; Xu, Y., The draft genome of watermelon (*Citrullus lanatus*) and resequencing of 20 diverse accessions. *Nat Genet* **2013**, *45* (1), 51-58.
26. Cabezas, J. A.; Ibanez, J.; Lijavetzky, D.; Velez, D.; Bravo, G.; Rodriguez, V.; Carreno, I.; Jermakow, A. M.; Carreno, J.; Ruiz-Garcia, L.; Thomas, M. R.; Martinez-Zapater, J. M., A 48 SNP set for grapevine cultivar identification. *Bmc Plant Biol* **2011**, *11*.
27. Paux, E.; Sourdille, P.; Mackay, I.; Feuillet, C., Sequence-based marker development in wheat: Advances and applications to breeding. *Biotechnol Adv* **2012**, *30* (5), 1071-1088.

28. Rowley, E. R.; Fox, S. E.; Bryant, D. W.; Sullivan, C. M.; Priest, H. D.; Givan, S. A.; Mehlenbacher, S. A.; Mockler, T. C., Assembly and characterization of the european hazelnut 'Jefferson' transcriptome. *Crop Sci* **2012**, *52* (6), 2679-2686.
29. Peterschmidt, B. C. DNA markers and characterization of novel sources of eastern filbert blight resistance in European hazelnut (*Corylus avellana* L.). Master Thesis, Oregon State University, Corvallis, 2013.
30. Boccacci, P.; Beltramo, C.; Prando, M. A. S.; Lembo, A.; Sartor, C.; Mehlenbacher, S. A.; Botta, R.; Marinoni, D. T., In silico mining, characterization and cross-species transferability of EST-SSR markers for European hazelnut (*Corylus avellana* L.). *Mol Breeding* **2015**, *35* (1).
31. Colburn, B. C.; Mehlenbacher, S. A.; Sathuvalli, V. R., Development and mapping of microsatellite markers from transcriptome sequences of European hazelnut (*Corylus avellana* L.) and use for germplasm characterization. *Mol Breeding* **2017**, *37* (2).
32. Ma, H.; Lu, Z. Q.; Liu, B. B.; Qiu, Q.; Liu, J. Q., Transcriptome analyses of a Chinese hazelnut species *Corylus mandshurica*. *Bmc Plant Biol* **2013**, *13*.
33. Bhattarai, G.; Mehlenbacher, S. A., In silico development and characterization of tri-nucleotide simple sequence repeat markers in hazelnut (*Corylus avellana* L.). *Plos One* **2017**, *12* (5).
34. Sathuvalli, V. R.; Mehlenbacher, S. A., De novo sequencing of hazelnut bacterial artificial chromosomes (BACs) using multiplex Illumina sequencing and targeted marker development for eastern filbert blight resistance. *Tree Genet Genomes* **2013**, *9* (4), 1109-1118.
35. Galderisi, U.; Cipollaro, M.; Di Bernardo, G.; De Masi, L.; Galano, G.; Cascino, A., Identification of hazelnut (*Corylus avellana*) cultivars by RAPD analysis. *Plant Cell Rep* **1999**, *18* (7-8), 652-655.

36. Miaja, M. L.; Vallania, R.; Me, C.; Akkac, A.; Nassi, O.; Lepori, G., Varietal characterization in hazelnut by RAPD markers. *Proceedings of the Fifth International Congress on Hazelnut* **2001**, (556), 247-250.
37. Kafkas, S.; Dogan, Y.; Sabir, A.; Turan, A.; Seker, H., Genetic characterization of hazelnut (*Corylus avellana* L.) cultivars from turkey using molecular markers. *Hortscience* **2009**, *44* (6), 1557-1561.
38. Ferrari, M.; Mugnozza, G. T. S.; Gori, M.; Monnanni, R.; Buiatti, M.; De Pace, C., DNA fingerprinting of *Corylus avellana* L. accessions revealed by AFLP molecular markers. *Proceedings of the VIth International Congress on Hazelnut* **2005**, (686), 125-134.
39. Martins, S.; Simoes, F.; Matos, J.; Silva, A. P.; Carnide, V., Genetic relationship among wild, landraces and cultivars of hazelnut (*Corylus avellana*) from Portugal revealed through ISSR and AFLP markers. *Plant Syst Evol* **2014**, *300* (5), 1035-1046.
40. Vos, P.; Hogers, R.; Bleeker, M.; Reijans, M.; Vandele, T.; Hornes, M.; Frijters, A.; Pot, J.; Peleman, J.; Kuiper, M.; Zabeau, M., Aflp - a new technique for DNA-fingerprinting. *Nucleic Acids Res* **1995**, *23* (21), 4407-4414.
41. Angiolillo, A.; Mencuccini, M.; Baldoni, L., Olive genetic diversity assessed using amplified fragment length polymorphisms. *Theor Appl Genet* **1999**, *98* (3-4), 411-421.
42. Kaya, H. B.; Cetin, O.; Kaya, H.; Sahin, M.; Sefer, F.; Kahraman, A.; Tanyolac, B., SNP discovery by illumina-based transcriptome sequencing of the olive and the genetic characterization of Turkish olive genotypes revealed by AFLP, SSR and SNP Markers. *Plos One* **2013**, *8* (9).
43. Sharma, A.; Sharma, R.; Machii, H., Assessment of genetic diversity in a *Morus* germplasm collection using fluorescence-based AFLP markers. *Theor Appl Genet* **2000**, *101* (7), 1049-1055.

44. Winfield, M. O.; Arnold, G. M.; Cooper, F.; Le Ray, M.; White, J.; Karp, A.; Edwards, K. J., A study of genetic diversity in *Populus nigra* subsp. *betulifolia* in the upper severn area of the UK using AFLP markers. *Molecular Ecology* **1998**, 7 (1), 3-10.
45. Gupta, P. K.; Balyan, I. S.; Sharma, P. C.; Ramesh, B., Microsatellites in plants: A new class of molecular markers. *Curr Sci India* **1996**, 70 (1), 45-54.
46. Haq, S. U.; Jain, R.; Sharma, M.; Kachhwaha, S.; Kothari, S. L., Identification and characterization of microsatellites in expressed sequence tags and their cross transferability in different plants. *International Journal of Genomics* **2014**.
47. Squirrell, J.; Hollingsworth, P. M.; Woodhead, M.; Russell, J.; Lowe, A. J.; Gibby, M.; Powell, W., How much effort is required to isolate nuclear microsatellites from plants? *Molecular Ecology* **2003**, 12 (6), 1339-1348.
48. Boccacci, P.; Akkac, A.; Bassil, N. V.; Mehlenbacher, S. A.; Botta, R., Characterization and evaluation of microsatellite loci in European hazelnut (*Corylus avellana* L.) and their transferability to other *Corylus* species. *Mol Ecol Notes* **2005**, 5 (4), 934-937.
49. Bassil, N. V.; Botta, R.; Mehlenbacher, S. A., Additional microsatellite markers of the European hazelnut. *Proceedings of the VIth International Congress on Hazelnut* **2005**, (686), 105-110.
50. Bassil, N.; Boccacci, P.; Botta, R.; Postman, J.; Mehlenbacher, S., Nuclear and chloroplast microsatellite markers to assess genetic diversity and evolution in hazelnut species, hybrids and cultivars. *Genet Resour Crop Ev* **2013**, 60 (2), 543-568.
51. Mehlenbacher, S. A.; Brown, R. N.; Nouhra, E. R.; Gokirmak, T.; Bassil, N. V.; Kubisiak, T. L., A genetic linkage map for hazelnut (*Corylus avellana* L.) based on RAPD and SSR markers. *Genome* **2006**, 49 (2), 122-133.

52. Gurcan, K.; Mehlenbacher, S. A., Development of microsatellite marker loci for European hazelnut (*Corylus avellana* L.) from ISSR fragments. *Mol Breeding* **2010**, *26* (3), 551-559.
53. Gurcan, K.; Mehlenbacher, S. A.; Botta, R.; Boccacci, P., Development, characterization, segregation, and mapping of microsatellite markers for European hazelnut (*Corylus avellana* L.) from enriched genomic libraries and usefulness in genetic diversity studies. *Tree Genet Genomes* **2010**, *6* (4), 513-531.
54. Bacchetta, L.; Avanzato, D.; Di Giovanni, B.; Botta, R.; Boccacci, P.; Drogoudi, P.; Metzidakis, I.; Rovira, M.; Sarraquigne, J. P.; Silva, A. P.; Solar, A.; Spera, D., The Reorganisation of European Hazelnut Genetic Resources in the SAFENUT (AGRI GEN RES) Project. *Viii International Congress on Hazelnut* **2014**, *1052*, 67-74.
55. Boccacci, P.; Aramini, M.; Valentini, N.; Bacchetta, L.; Rovira, M.; Drogoudi, P.; Silva, A. P.; Solar, A.; Calizzano, F.; Erdogan, V.; Cristofori, V.; Ciarmiello, L. F.; Contessa, C.; Ferreira, J. J.; Marra, F. P.; Botta, R., Molecular and morphological diversity of on-farm hazelnut (*Corylus avellana* L.) landraces from southern Europe and their role in the origin and diffusion of cultivated germplasm. *Tree Genet Genomes* **2013**, *9* (6), 1465-1480.
56. Boccacci, P.; Botta, R.; Rovira, M., Genetic diversity of hazelnut (*Corylus avellana* L.) germplasm in northeastern Spain. *Hortscience* **2008**, *43* (3), 667-672.
57. Ozturk, S. C.; Balik, H. İ.; Balık, S. K.; Kızılcı, G.; Duyar, Ö.; Doğanlar, S.; Frary, A., Molecular genetic diversity of the Turkish national hazelnut collection and selection of a core set. *Tree Genet Genomes* **2017**, *13* (5), 113.
58. Gokirmak, T.; Mehlenbacher, S.; Bassil, N., Characterization of European hazelnut (*Corylus avellana*) cultivars using SSR markers. *Genet Resour Crop Ev* **2009**, *56* (2), 147-172.

59. Valentini, N.; Calizzano, F.; Boccacci, P.; Botta, R., Investigation on clonal variants within the hazelnut (*Corylus avellana* L.) cultivar 'Tonda Gentile delle Langhe'. *Sci Hortic-Amsterdam* **2014**, *165*, 303-310.
60. Gurcan, K.; Mehlenbacher, S. A.; Erdogan, V., Genetic diversity in hazelnut (*Corylus avellana* L.) cultivars from Black Sea countries assessed using SSR markers. *Plant Breeding* **2010**, *129* (4), 422-434.
61. Bhattarai, G.; Mehlenbacher, S. A.; Smith, D. C., Eastern filbert blight disease resistance from *Corylus americana* 'Rush' and selection 'Yoder #5' maps to linkage group 7. *Tree Genet Genomes* **2017**, *13* (2).
62. Sathuvalli, V.; Mehlenbacher, S. A.; Smith, D. C., High-resolution genetic and physical mapping of the eastern filbert blight resistance region in 'Jefferson' hazelnut (*Corylus avellana* L.). *Plant Genome-U.S* **2017**, *10* (2).
63. Beltramo, C.; Valentini, N.; Portis, E.; Marinoni, D. T.; Boccacci, P.; Prando, M. A. S.; Botta, R., Genetic mapping and QTL analysis in European hazelnut (*Corylus avellana* L.). *Mol Breeding* **2016**, *36* (3).
64. Caliskan, T.; Cetiner, E., Characterization studies on some hazelnut cultivars and types. *Fourth International Symposium on Hazelnut* **1997**, (445), 1-11.
65. Balik, H. I.; Balik, S. K.; Okay, A. N., Yeni findık çeşitleri (Okay 28 ve Giresun Melezi). *Harran Tarım ve Gıda Bilimleri Dergisi* **2015**, *19*, 104-109.
66. Frankel, O. H., Genetic perspectives of germplasm conservation. In *Genetic Manipulation: Impact on Man and Society*, Arber, W.; Llimensee, K.; Peacock, W. J.; Starlinger, P., Eds. Cambridge University Press Cambridge, **1984**; pp 161–170.
67. Brown, A. H. D., The core collection at the crossroads. In *Core collections of plant genetic resources*, Hodgkin, T.; Brown, A. H. D.; van Hintum, T. J. L.; Morales, E. A. V., Eds. John Wiley and Sons: UK, **1995**; pp 3–19.

68. Tanksley, S. D.; McCouch, S. R., Seed banks and molecular maps: Unlocking genetic potential from the wild. *Science* **1997**, *277* (5329), 1063-1066.
69. Ferreira, J. J.; Garcia-Gonzalez, C.; Tous, J.; Rovira, M., Genetic diversity revealed by morphological traits and ISSR markers in hazelnut germplasm from northern Spain. *Plant Breeding* **2010**, *129* (4), 435-441.
70. Campa, A.; Trabanco, N.; Perez-Vega, E.; Rovira, M.; Ferreira, J. J., Genetic relationship between cultivated and wild hazelnuts (*Corylus avellana* L.) collected in northern Spain. *Plant Breeding* **2011**, *130* (3), 360-366.
71. Leinemann, L.; Steiner, W.; Hosius, B.; Kuchma, O.; Arenhovel, W.; Fussi, B.; Haase, B.; Katzel, R.; Rogge, M.; Finkeldey, R., Genetic variation of chloroplast and nuclear markers in natural populations of hazelnut (*Corylus avellana* L.) in Germany. *Plant Syst Evol* **2013**, *299* (2), 369-378.
72. Martins, S.; Simoes, F.; Mendonca, D.; Matos, J.; Silva, A. P.; Carnide, V., Western european wild and landraces hazelnuts evaluated by SSR markers. *Plant Mol Biol Rep* **2015**, *33* (6), 1712-1720.
73. Martins, S.; Simoes, F.; Mendonca, D.; Matos, J.; Silva, A. P.; Carnide, V., Chloroplast SSR genetic diversity indicates a refuge for *Corylus avellana* in northern Portugal. *Genet Resour Crop Ev* **2013**, *60* (4), 1289-1295.
74. Solar, A.; Stampar, F.; Usenik, V., Identification of some hazelnut cultivars (*Corylus avellana* L) with isozyme analysis. *Fourth International Symposium on Hazelnut* **1997**, (445), 21-29.
75. Thompson, M. M.; Lagerstedt, H. B.; Mehlenbacher, S. A., Hazelnuts. In *Fruit Breeding*, Janick, J.; Moore, J. N., Eds. Nuts. Wiley: New York, **1996**; Vol. 3, pp 125-184.

76. UPOV [International Union for the Protection of New Varieties of Plants] (1979) Hazelnut (*Corylus avellana* L. & *Corylus maxima* Mill.): Guidelines for the conduct of tests for distinctness, uniformity and stability. Hazelnut/Noisetier/Haselnuss **1979**, 79-03-28. Doc. No. TG/71/3. UPOV, Geneva, Switzerland.
77. Miletic, R.; Zikic, M.; Mitic, N.; Nicolic, R., Pomological characteristic of superior selections of European filbert (*C. avellana* L.). *Genetica* **2005**, 37, 103-111.
78. Bostan, S. Z.; Islam, A., Some nut characteristics and variatin of these characteristics within hazelnut cultivar Palaz. *Turkish Journal of Agriculture and Forestry* **1999**, 23 (4), 367-370.
79. Hosseinava, S.; Razavi, V.; Keshavarzi, M.; Javadi, D., Morphological diversity of some Iranian local hazelnut (*Corylus avellana*) genotypes in climatical conditions of Karaj. *Seed and Plant Improvment Journal* **2012**, 28 (4), 579-592.
80. Pedica, A.; Vittori, D.; Ciofo, A.; De Pace, C.; Bizzarri, S.; Del Lungo, M., Evaluation and utilization of *C. avellana* genetic resources to select clones for hazelnut varietal turnover in the Latium Region (Italy). In *IV International Symposium on Hazelnut*, **1996**; Vol. 445, pp 123-134.
81. Ozdemir, F.; Akinci, I., Physical and nutritional properties of four major commercial Turkish hazelnut varieties. *J Food Eng* **2004**, 63 (3), 341-347.
82. Vujevic, P.; Vahcic, N.; Milinovic, B.; Jelacic, T.; Kazija, D. H.; Cmelik, Z., Pomological traits and proximate chemical composition of hazelnut (*Corylus avellana* L.) varieties grown in Croatia. *Afr J Agr Res* **2010**, 5 (15), 2023-2029.
83. Gómez, G.; Álvarez, M. F.; Mosquera, T., Association mapping, a method to detect quantitative trait loci: statistical bases. *Agronomía Colombiana* **2011**, 29, 367-376.

84. Zhu, C. S.; Gore, M.; Buckler, E. S.; Yu, J. M., Status and prospects of association mapping in plants. *Plant Genome-Us* **2008**, *1* (1), 5-20.
85. Khan, M. A.; Korban, S. S., Association mapping in forest trees and fruit crops. *J Exp Bot* **2012**, *63* (11), 4045-4060.
86. Balta, M. F.; Yarilgac, T.; Askin, M. A.; Kucuk, M.; Balta, F.; Ozrenk, K., Determination of fatty acid compositions, oil contents and some quality traits of hazelnut genetic resources grown in eastern Anatolia of Turkey. *J Food Compos Anal* **2006**, *19* (6-7), 681-686.
87. Ghanbari, A.; Akkac, A.; Boccacci, P.; Botta, R.; Talaie, A.; Vezvaie, A., Characterization of Iranian hazelnut (*Corylus avellana* L.) cultivars using microsatellite markers. *Proceedings of the VIth International Congress on Hazelnut* **2005**, (686), 111-115.
88. Balik, H. I.; Beyhan, N., Clonal selection of Palaz hazelnut cultivar in Unye district of Ordu province. *Anadolu Tarim Bilimleri Dergisi* **2014**, *29*, 179.
89. Islam, A., Clonal selection in 'Uzunmusa' hazelnut. *Plant Breeding* **2003**, *122* (4), 368-371.
90. Islam, A.; Ozguven, A. I., Clonal selection in the Turkish hazelnut cultivars grown in Ordu province. *Proceedings of the Fifth International Congress on Hazelnut* **2001**, (556), 203-208.
91. Boccacci, P.; Botta, R., Investigating the origin of hazelnut (*Corylus avellana* L.) cultivars using chloroplast microsatellites. *Genet Resour Crop Ev* **2009**, *56* (6), 851-859.
92. Akin, M.; Nyberg, A.; Postman, J.; Mehlenbacher, S.; Bassil, N. V., A multiplexed microsatellite fingerprinting set for hazelnut cultivar identification. *Eur J Hortic Sci* **2016**, *81* (6), 327-338.

93. Hokanson, S. C.; Lamboy, W. F.; Szewc-McFadden, A. K.; McFerson, J. R., Microsatellite (SSR) variation in a collection of *Malus* (apple) species and hybrids. *Euphytica* **2001**, *118* (3), 281-294.
94. Hormaza, J. I., Molecular characterization and similarity relationships among apricot (*Prunus armeniaca* L.) genotypes using simple sequence repeats. *Theor Appl Genet* **2002**, *104* (2-3), 321-328.
95. Sosinski, B.; Gannavarapu, M.; Hager, L. D.; Beck, L. E.; King, G. J.; Ryder, C. D.; Rajapakse, S.; Baird, W. V.; Ballard, R. E.; Abbott, A. G., Characterization of microsatellite markers in peach [*Prunus persica* (L.) Batsch]. *Theor Appl Genet* **2000**, *101* (3), 421-428.
96. Yamamoto, T.; Kimura, T.; Sawamura, Y.; Kotobuki, K.; Ban, Y.; Hayashi, T.; Matsuta, N., SSRs isolated from apple can identify polymorphism and genetic diversity in pear. *Theor Appl Genet* **2001**, *102* (6-7), 865-870.
97. Rallo, P.; Dorado, G.; Martin, A., Development of simple sequence repeats (SSRs) in olive tree (*Olea europaea* L.). *Theor Appl Genet* **2000**, *101* (5-6), 984-989.
98. Balik, H. I.; Balik, S. K.; Beyhan, N.; Erdogan, V., *Hazelnut Cultivars*. **2016**.
99. Fulton, T. M.; Chunwongse, J.; Tanksley, S. D., Microprep Protocol for Extraction of DNA from Tomato and Other Herbaceous Plants. *Plant Mol Biol Rep* **1995**, *13* (3), 207-209.
100. Martin, M., Cutadapt removes adapter sequences from high-throughput sequencing reads. *EMBnet.journal* **2011**, *17*, 10–12.
101. Langmead, B.; Salzberg, S. L., Fast gapped-read alignment with Bowtie 2. *Nat Methods* **2012**, *9* (4), 357-359.

102. Simpson, J. T.; Wong, K.; Jackman, S. D.; Schein, J. E.; Jones, S. J. M.; Birol, I., ABySS: A parallel assembler for short read sequence data. *Genome Res* **2009**, *19* (6), 1117-1123.
103. Altschul, S. F.; Gish, W.; Miller, W.; Myers, E. W.; Lipman, D. J., Basic local alignment search tool. *J Mol Biol* **1990**, *215* (3), 403-410.
104. Koressaar, T.; Remm, M., Enhancements and modifications of primer design program Primer3. *Bioinformatics* **2007**, *23* (10), 1289-1291.
105. Nei, M., Analysis of gene diversity in subdivided populations. *Proc Natl Acad Sci U S A* **1973**, *70* (12), 3321-3323.
106. Roldan-Ruiz, I.; Calsyn, E.; Gilliland, T. J.; Coll, R.; van Eijk, M. J. T.; De Loose, M., Estimating genetic conformity between related ryegrass (*Lolium*) varieties. 2. AFLP characterization. *Mol Breeding* **2000**, *6* (6), 593-602.
107. Dice, L. R., Measures of the amount of ecologic association between species. *Ecology* **1945**, *26*, 297-302.
108. Perrier, X.; Jacquemoud-Collet, J. P., DARwin software. **2006**.
109. Pritchard, J. K.; Stephens, M.; Rosenberg, N. A.; Donnelly, P., Association mapping in structured populations. *Am J Hum Genet* **2000**, *67* (1), 170-181.
110. Evanno, G.; Regnaut, S.; Goudet, J., Detecting the number of clusters of individuals using the software STRUCTURE: a simulation study. *Molecular Ecology* **2005**, *14* (8), 2611-2620.
111. Earl, D. A.; Vonholdt, B. M., STRUCTURE HARVESTER: a website and program for visualizing STRUCTURE output and implementing the Evanno method. *Conserv Genet Resour* **2012**, *4* (2), 359-361.

112. Gao, H.; Williamson, S.; Bustamante, C. D., A Markov chain Monte Carlo approach for joint inference of population structure and inbreeding rates from multilocus genotype data. *Genetics* **2007**, *176* (3), 1635-1651.
113. Liu, K. J.; Muse, S. V., PowerMarker: an integrated analysis environment for genetic marker analysis. *Bioinformatics* **2005**, *21* (9), 2128-2129.
114. Kim, K. W.; Chung, H. K.; Cho, G. T.; Ma, K. H.; Chandrabalan, D.; Gwag, J. G.; Kim, T. S.; Cho, E. G.; Park, Y. J., PowerCore: a program applying the advanced M strategy with a heuristic search for establishing core sets. *Bioinformatics* **2007**, *23* (16), 2155-2162.
115. Norusis, M. J., *PASW statistics 18 advanced statistical procedures*. Prentice Hall Press: NJ, **2010**.
116. Bradbury, P. J.; Zhang, Z.; Kroon, D. E.; Casstevens, T. M.; Ramdoss, Y.; Buckler, E. S., TASSEL: software for association mapping of complex traits in diverse samples. *Bioinformatics* **2007**, *23* (19), 2633-2635.
117. Storey, J. D., A direct approach to false discovery rates. *J Roy Stat Soc B* **2002**, *64*, 479-498.
118. Storey, J. D.; Tibshirani, R., Statistical significance for genomewide studies. *P Natl Acad Sci USA* **2003**, *100* (16), 9440-9445.
119. Boccacci, P.; Botta, R., Microsatellite variability and genetic structure in hazelnut (*Corylus avellana* L.) cultivars from different growing regions. *Sci Horticulture - Amsterdam* **2010**, *124* (1), 128-133.
120. Romero, A.; Tous, J.; Durfort, M.; Rius, M., Histology of hazelnut (*Corylus avellana* L.) kernel affected by brown spots in kernel cavity physiopathy. *Spanish Journal of Agricultural Research* **2003**, *1* (3), 47-53.

121. Teviotdale, B. L.; Michailides, T. J.; Pscheidt, J. W., *Compendium of nut crop diseases in temperate zones*. APS Press: St. Paul, MN, 2002.
122. United Nations, Unece Standard DDP-04. Concerning The Marketing and Commercial Quality Control of Hazelnut Kernels https://www.nutfruit.org/wp-content/uploads/exportacions_mycored/standard-11_4597.pdf. **2010**, (accessed 07.07.2014)
123. Abdurakhmonov, I. Y.; Kohel, R. J.; Yu, J. Z.; Pepper, A. E.; Abdullaev, A. A.; Kushanov, F. N.; Salakhutdinov, I. B.; Buriev, Z. T.; Saha, S.; Scheffler, B. E.; Jenkins, J. N.; Abdukarimov, A., Molecular diversity and association mapping of fiber quality traits in exotic *G. hirsutum* L. germplasm. *Genomics* **2008**, *92* (6), 478-487.
124. Celik, I.; Camci, H.; Kose, A.; Kosar, F. C.; Doganlar, S.; Frary, A., Molecular genetic diversity and association mapping of morphine content and agronomic traits in Turkish opium poppy (*Papaver somniferum*) germplasm. *Mol Breeding* **2016**, *36* (4).
125. Stich, B.; Melchinger, A. E.; Frisch, M.; Maurer, H. P.; Heckenberger, M.; Reif, J. C., Linkage disequilibrium in European elite maize germplasm investigated with SSRs. *Theor Appl Genet* **2005**, *111* (4), 723-730.
126. Ozturk, S. C.; Ozturk, S. E.; Celik, I.; Stampar, F.; Veberic, R.; Doganlar, S.; Solar, A.; Frary, A., Molecular genetic diversity and association mapping of nut and kernel traits in Slovenian hazelnut (*Corylus avellana*) germplasm. *Tree Genet Genomes* **2017**, *13* (1).
127. Zane, L.; Bargelloni, L.; Patarnello, T., Strategies for microsatellite isolation: a review. *Molecular Ecology* **2002**, *11* (1), 1-16.
128. Sathuvalli, V. R.; Chen, H.; Mehlenbacher, S. A.; Smith, D. C., DNA markers linked to eastern filbert blight resistance in "Ratoli" hazelnut (*Corylus avellana* L.). *Tree Genet Genomes* **2011**, *7* (2), 337-345.

129. Zalapa, J. E.; Cuevas, H.; Zhu, H. Y.; Steffan, S.; Senalik, D.; Zeldin, E.; McCown, B.; Harbut, R.; Simon, P., Using next-generation sequencing approaches to isolate simple sequence repeat (SSR) Loci in the plant sciences. *Am J Bot* **2012**, *99* (2), 193-208.
130. Celik, I.; Gultekin, V.; Allmer, J.; Doganlar, S.; Frary, A., Development of genomic simple sequence repeat markers in opium poppy by next-generation sequencing. *Mol Breeding* **2014**, *34* (2), 323-334.
131. Abuzayed, M. A.; Goktay, M.; Allmer, J.; Doganlar, S.; Frary, A., Development of genomic simple sequence repeat markers in faba bean by next-generation sequencing. *Plant Mol Biol Rep* **2017**, *35* (1), 61-71.
132. Gol, S.; Goktay, M.; Allmer, J.; Doganlar, S.; Frary, A., Newly developed SSR markers reveal genetic diversity and geographical clustering in spinach (*Spinacia oleracea*). *Mol Genet Genomics* **2017**, *292* (4), 847-855.
133. Cardle, L.; Ramsay, L.; Milbourne, D.; Macaulay, M.; Marshall, D.; Waugh, R., Computational and experimental characterization of physically clustered simple sequence repeats in plants. *Genetics* **2000**, *156* (2), 847-854.
134. Mehlenbacher, S. A., Geographic distribution of incompatibility alleles in cultivars and selections of European hazelnut. *J Am Soc Hortic Sci* **2014**, *139* (2), 191-212.
135. Erdogan, V.; Koksal, A. I.; Aygun, A., Assessment of genetic relationships among Turkish hazelnut (*Corylus avellana* L.) cultivars by RAPD markers. *Rom Biotech Lett* **2010**, *15* (5), 5591-5601.

VITA

Süleyman Can Öztürk

Date and Place of Birth: 1988 Muğla

E-mail: scanozturk48@gmail.com

Education

Ph.D. Molecular Biology and Genetics

2013-2017 Izmir Institute of Technology,
Molecular Biology and Genetics Department, Izmir, Turkey

MSc. Molecular Biology and Genetics

2010-2013 Izmir Institute of Technology,
Molecular Biology and Genetics Department, Izmir, Turkey

BSc. Molecular Biology and Genetics

2006 – 2010 Istanbul University,
Molecular Biology and Genetics Department, Istanbul, Turkey

Teaching and Professional Experience

Research assistant

2013-2017 Izmir Institute of Technology,
Molecular Biology and Genetics Department, Izmir, Turkey

Publications

Ozturk SC, Ozturk SE, Celik I, Stampar F, Veberic R, Doganlar S, Solar A, Frary A (2017) Molecular genetic diversity and association mapping of nut and kernel traits in Slovenian hazelnut (*Corylus avellana*) germplasm. Tree Genet. Genomes, 13(1):16

Ozturk SC, Balik Hİ, Balik SK, Kizilci G, Duyar O, Doganlar S, Frary A (2017) Molecular Genetic Diversity of the Turkish National Hazelnut Collection and Selection of a Core Set. Tree Genet. Genomes, 13(5):113.