

Aluminum and Lithium Sulfur Batteries: A review of recent progress and future directions

Berna Akgenc

Department of Physics, Kırklareli University, Kırklareli, 39100, Turkey

Sevil Sarikurt

Dokuz Eylul University, Faculty of Science, Physics Department, Tınaztepe Campus, Izmir 35390, Turkey

Mehmet Yagmurcukardes

Department of Physics, University of Antwerp, Groenenborgerlaan 171, B-2020 Antwerp, Belgium

NANOlab Center of Excellence, Groenenborgerlaan 171, B-2020 Antwerp, Belgium
Department of Photonics, Izmir Institute of Technology, 35430 Izmir, Turkey

Fatih Ersan

Department of Physics, Aydın Adnan Menderes University, Aydın 09010, Turkey

E-mail: fatih.ersan@adu.edu.tr

Abstract. Advanced materials with various micro-/nanostructures have attracted plenty of attention for decades in energy storage devices such as rechargeable batteries (ion- or sulfur based batteries) and supercapacitors. To improve the electrochemical performance of batteries, it is uttermost important to develop advanced electrode materials. Moreover, the cathode material is also important that it restricts the efficiency and practical application of aluminum-ion batteries. Among the potential cathode materials, sulfur has become an important candidate material for aluminum-ion batteries cause of its considerable specific capacity. Two-dimensional materials are currently potential candidates as electrodes from lab-scale experiments to possible pragmatic theoretical studies. In this review, the fundamental principles, historical progress, latest developments, and major problems in Li-S and Al-S batteries are reviewed. Finally, future directions in terms of the experimental and theoretical applications have prospected.

1. Introduction

Vast emission of CO₂, which resulted in global climate change, has become one of the main problem of combustion reactions for past few centuries [1]. With this respect, clean and sustainable energy is a need for the development of future generations. As we face to history, the oldest lead-acid batteries were lithium-ion batteries (LIBs) which have been the focus of

interest in applications of portable electronic devices such as laptops, tablets, cell phones, music players and wearable devices [2, 3]. Most of the lithium-ion batteries are the state-of-the-art power sources for consumer electronics and they were operating mainly in the 4V regime. Eglitis and Borstel were firstly found a new cathode material ($\text{Li}_2\text{Co}_1\text{Mn}_3\text{O}_8$) which can operate at around 5V as predicted by first-principles methods [4, 5] In order to enhance the efficiency of anode materials, alternative battery systems, such as lithium (Li) [6, 7, 8, 9, 10, 11, 12], sodium (Na) [13, 14], magnesium (Mg) [15, 16], and aluminum (Al) [17], have been attracting interest from the researchers. [18, 19, 20, 21, 22]. Notably those materials are so rich in the Earth's crust that their usage is inexpensive.

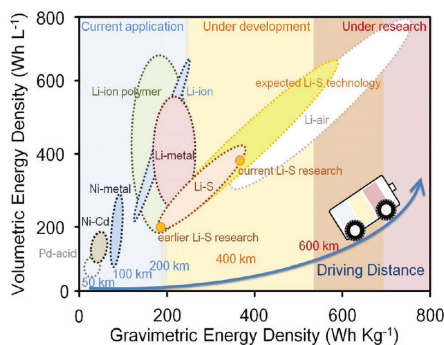


Figure 1. Batteries for future market. Reproduced with permission [23] Copyright 2019, Wiley.

Recent studies revealed that sulfur-included lithium batteries (Lithium-sulfur battery, Li-S) capable to provide an energy density of 500 Whkg^{-1} which is much higher than that of Li-ion batteries ($150\text{--}250 \text{ Whkg}^{-1}$) [24, 25, 26]. Moreover, these batteries can reduce the cost due to the use of sulfur atoms [27]. The other attractive choice for the sulfur-included battery is the aluminum sulfur (Al-S) battery, which is composed of an aluminum anode and sulfur cathode. Aluminum, the most abundant metallic element, can offer a high gravimetric capacity of 2980 mAhg^{-1} similar to lithium [28, 29]. In addition, a high gravimetric energy density of (almost 1340 Whkg^{-1}) can be achieved [30], which is over three-folds of a commercial LiCoO_2 -graphite cell [31]. So these sulfur-included batteries have recently gained increasing attention (Figure 1) [32, 31].

Most of the reviews about sulfur-included batteries have focused on experimental studies [33, 34, 35]. Recently, theoretical studies on this subject have also become hotspot owing to high precision of simulations [36, 37, 38]. Therefore, our main interest is the recent theoretical and experimental studies on both Li-S and Al-S batteries concerning their storage capacities. In a nutshell, we would like to represent the results of experimental studies from existing literature to point out the efficiency of Li-S [39], and Al-S [40] batteries and mention about the advantages of these sulfur-based batteries. Researchers have been focused on developing electrode materials to construct advanced batteries, which in principle are needed to provide high capacity and high performance rate. Despite considerable progress have been achieved for those next-generation batteries, some existing problems or challenges are still in order.

The dimensional reduction has a significant effect on the demonstration of perform batteries. Materials of zero-dimension (0D) [41], one-dimension (1D) [42], two-dimensions (2D) [43] and three-dimensions (3D) materials [44, 45] have been widely considered for designing such batteries. Among these material groups, 0D and 1D structures provide low specific surface area, always a disadvantage for not only the electrochemical reaction of sulfur but also for the confinement of Li atoms on the surface of the material. In addition to this, 3D materials have been shown to possess high specific surface area, however, the modulation of the surface groups has difficulties arising from controlling the surface formation of the 3D structures. On the contrary, superior electron conductivity, high mechanical flexibility, large and suitable surface area for the chemical tunability of 2D materials have made them suitable materials for the research of electrochemical materials [46, 47, 48]. In addition, 2D materials are also potential candidates for the construction of functionalized flexible channels which are needed for the fast transfer of electrons. More importantly, 2D materials, exhibiting strong binding energy of Li and Al atoms, are suitable for capturing and catalyzing the redox reaction of Al- and Li-S batteries. Therefore, there is growing attention devoted to investigating the feasibility of 2D materials for Al- and Li-S battery applications.

We comprehensively discuss and highlight recent studies in detail. In conclusion, we would like to put forward predictions about practical applications that might pave the way to new technological developments. We hope that this review could be beneficial to both academic research and industrial commercialization of sulfur included Al and Li batteries. The latest improvements in the application of advanced batteries (Li-S and Al-S) were systematically analyzed in terms of their advantages and possible energy storage mechanisms and improvement strategies were discussed, in this review.

2. Experimental Studies on Metal-Sulfur Batteries

Recent experimental advances have demonstrated the systematic and precise synthesis of the building blocks of metal-sulfur batteries. While anode and cathode components, such as lithium and sulfide, have been synthesized using techniques such as sulfur reduction method, the analysis and the characterization of the synthesized materials have been analyzed using various techniques, namely XRD and Raman spectroscopy. For example, while XRD is very useful for characterizing of the crystal structure and chemical composition, Raman spectroscopy has often been used to identify the characteristic Raman peaks of polysulfides. In this section, experimental studies on metal-sulfur batteries are reviewed and discussed in detail.

2.1. Lithium Sulfur Batteries

A Li-S battery consists of two main components, such as an anode (made of Li) and cathode (made of S) electrodes, which are separated by a separator and conductive electrolyte that can be either solid or liquid (for schematic illustration see Figure 2(a)).

Sulfur is in the form of polyatomic molecules with various structures. The octasulfur

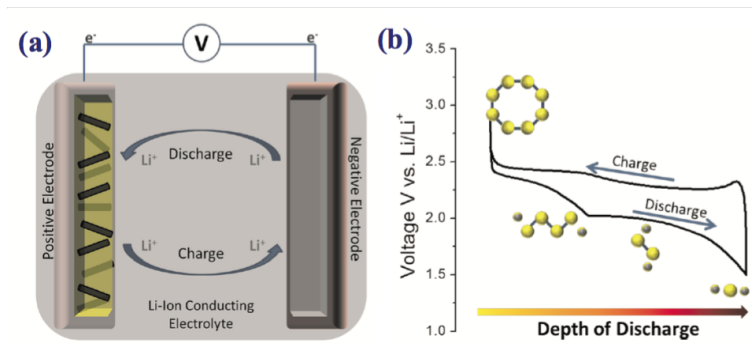


Figure 2. For a Li-S battery cell; (a) the working mechanism where the yellow part represents the Sulfur cathode while black part stands for conductive (for example, carbon) part which is separated from the negative lithium electrode (gray) through an ion-conducting electrolyte. As the charging/discharging process goes on, lithium ions start to propagate through the electrolyte while electrons are accumulated through an external circuit. (b) Voltage-capacity graph corresponding to a Li-S cell where reduction of sulfur, S₈ (yellow ring), by lithium (gray sphere), and its opening and shortening processes during discharge are shown. Note that this process continues until when the final discharge product of Li₂S is created. Batteries for the future market. Reproduced with permission [24] Copyright 2013, ACS Publications.

with chemical formula S₈ is an inorganic chemical and the most stable allotrope of sulfur at room temperature. During the charge-discharge process of the Li-S batteries, insoluble S₈ undergoes a morphological and structural change and turns to insoluble lithium polysulfides such as Li₂S₂/Li₂S and soluble Li₂S_{*x*} (8 ≤ *x* ≤ 3) in a liquid electrolyte. However, these dissolved polysulfides make cycling travel between the anode and cathode while the charging process is in turn. The main problem of this shuttling is the polysulfides also involve the reoxidation reactions at the cathode and side reduction reactions with a lithium anode, which results in a poor cycle life that low battery efficiency has been observed. To deal with this problem using an ion-selective membrane can be a method to get rid of polysulfides shuttling for improving the electrochemical performance of the battery. Recently, Wang *et al.* reported that using Li₂S with a dual-phase electrolyte can hinder polysulfide migration and protect the lithium metal from direct contact with the electrolyte [49].

One of the main reasons of nonlinear charging/discharging of the sulfur-based batteries is the poor volumetric packing of sulfur, which gives rise to quick degradation of the battery arising from the induced mechanical stress. To solve this problem, researchers recommend to develop carbon based cathode composites and improving the conductivity. For this, increasing the sulfur loading of the cathode can be a solution. Manthiram *et al.*, used carbon-cotton cathode in order to demonstrate stable Li-S batteries [50]. Carbon-cotton has many micro-/macroporous which allow to load high amount of active material due to having high surface area. Therefore, the carbon-cotton cathode has been demonstrated to exhibit enhanced cycle stability and improved cell-storage ability and even a high static capacity [50]. Recent studies showed that the effectiveness of the cathode can be related to the sulfur molecule size. For example, Xin *et al.* has proved that using small sulfur allotropes such as S₂, S₃ and S₄, avoided the polysulfide formation [51]. In addition, it was reported that LiS batteries can be

important potential candidates with their high specific capacities, efficient cycling stabilities, and superior rate capabilities.

There are several studies for carbon based Li-S battery applications. Researchers aim to increase initial discharge capacity of the LiS batteries and also their cycling performance. Zhang *et al.*, reported the synthesis of a new amorphous tantalum oxide, in which oxygen vacancies are embedded inside a microporous carbon matrix, as an electrocatalyst for the LiS batteries [52]. The oxygen vacancy in the tantalum oxide (Ta_2O_{5-x}) changes the coordination number and electron band structure which increases the intrinsic conductivity and function as catalytic centers to accelerate LPS conversion. With this created oxygen vacancies and used microporous carbon matrix excellent Li-S performance such as long-term cyclability over 1,000 cycles with an ultra-low capacity fading rate of 0.0295% per cycle has been obtained [52].

Zhan *et al.* used carbon nanotube bucky paper and they deposited sulfur and Co_xS electrocatalyst on it by a facile electrodeposition method to obtain a binder-free cathode material for LiS batteries [53]. Remarkably, this bucky paper gave high initial discharge capacity of 1650 mAhg^{-1} at 0.1C. And for at current rate of 0.5 C, this synthesized cathode material has a capacity of 1420 mAhg^{-1} for the first cycle and reduces to 715 mAhg^{-1} after 500 cycles.

Gueon *et al.*, showed the widely used sulfur/ CS_2 solution does not easily penetrate the hollow porous carbon sphere, due to the high interfacial energy of CS_2 . However, using a mixed solution of N-methyl-2-pyrrolidone (NMP) or isopropyl alcohol (IPA) and CS_2 significantly improves the infiltration of the solution into the pores and resulting in complete sulfur encapsulation [54]. In addition, they found the control of sulfur loading such as the location of loading greatly affects the rate and reversibility of the sulfur transformation reaction and so the performance of the LiS battery.

Recently, Kim *et al.*, prepared tungsten oxide/zirconia (WO_3/ZrO_2) and incorporated into a 2D compacted Li_2S -graphene matrix through pelletization. By this way, direct conversion of Li_2S to S_8 observed due to high electrical conductivity of graphene and by the way tungsten oxide/zirconia particles behave as a polysulfide mediator to avoid the outflow of soluble polysulfide into the electrolyte solution [55].

Ultrathin polycrystalline bismuth nanosheets which have approximately of 4 nm thickness is developed as an electrocatalyst for polysulfide conversion by Xu *et al.* [56]. This ultrathin bismuth LiS battery shows high reversible capacity of 408 mAhg^{-1} after 500 cycles at 10C.

Successfully synthesized carbon fibers/ $Ti_3C_2T_x$ can be another potential candidate for commercial LiS battery devices. The interlayer of this material has three dimensional cross-linked conductive networks providing fast electron transfer channels and, thus, increase sulfur usage and save “dead” sulfur. Jin *et al.*, obtained high initial discharge capacity of 1380 mAhg^{-1} at a current density of 0.1 C and also carbon fibers/ $Ti_3C_2T_x$ has very low capacity loss of 0.044 % per cycle within 1000 cycles at 1 C [57]. In addition, it presents a low self-discharge property which has proved by open circuit voltage (OCV) values. Jin *et al.* presents that OCV retention is maintained as high as 97.8 % after 200 h.

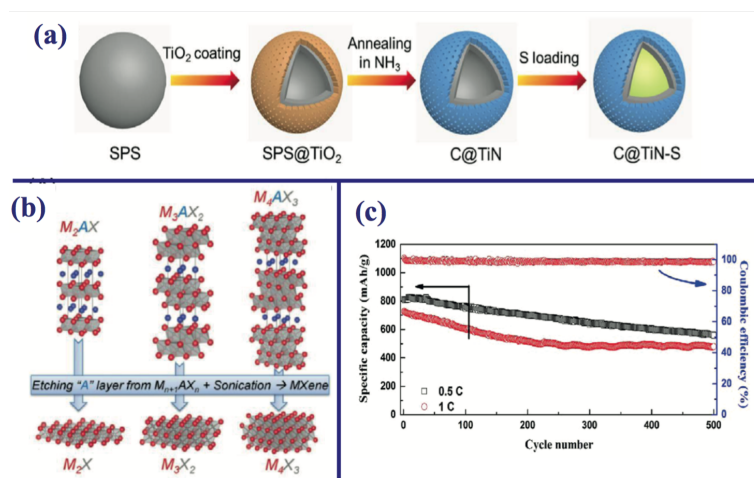


Figure 3. (a) Fabrication process of the C@TiN-S composites through different experimental stages. Reproduced with permission [58] Copyright 2019, Elsevier. (b) Crystal structures referring to layered MAX crystals with the ultra-thin forms of MXenes. Reproduced with permission [59] Copyright 2020, Wiley Online Library. (c) For the rates of 0.5 and 1 C, the long-term cycling performance of Li-S batteries with the help of MPP separators. Reproduced with permission [60] Copyright 2016, ACS Publications.

Wang *et al.* demonstrated titanium included LiS battery using the following process [58]; as illustrated in Figure 3(a), firstly the sulfonated hollow polystyrene spheres (SPS) were prepared and then by using sol-gel method SPS was covered with amorphous TiO₂ layers. Following the annealing in a NH₃ atmosphere, the formation of carbon mesoporous TiN dual-shell nanospheres (CTiN) were observed. Finally, sulfur melt diffusion method was used in order to obtain CTiN-S composites. It was mentioned in the report that CTiN dual-shell hollow nanospheres can improve the chemical adsorption, the physical confinement, and catalysis for sulfur species conversion. It was also reported that CTiN-S electrodes give rise to a high capacity of 820 mAhg⁻¹ over 150 cycles at 0.2 C.

Two-dimensional MXenes materials (see Figure 3(b)) have high conductivity and their layered structure reduces the surface volume ratio which is good for adsorption for adatom or molecule, and they have rich surface terminations. These properties make them ideal material for confining the polysulfide shuttling effects and allow one to use them for modifying separators and enhancing the electrochemical performance of LiS batteries. Song *et al.*, improved the performance of LiS batteries by coating Ti₃C₂T_x MXene nanosheets (T is for O, OH, F atoms which are used for surface termination) on commercial “Celgard” membrane. They reported that after coating the LiS battery with Ti₃C₂T_x MXene electrical conductivity is increased, so Li-S batteries including MXene-functionalized separators exhibit high discharge capacity of 1046.9 mAhg⁻¹ at a low rate of 0.2C. However, increasing of current density does not decrease the discharge capacity too much and exhibit discharge capacity of 743.7 mAhg⁻¹ at a low rate of 1C [60]. Other type of MXenes such as Mo₂CT_x or W₂C are also used to improve LiS battery performance.

The electrode of Mo₂CT_x on carbon nanotube exhibits good electrochemical performances with regards to their high capacity (1314 mAhg⁻¹), efficient rate capability and

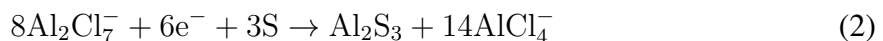
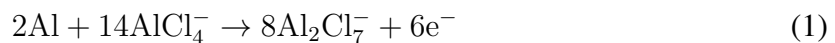
high initial reversible capacity for at 1.8 mgcm⁻² sulfur loading and the capacity decreases to 959 mAhg⁻¹ at 5.6 mgcm⁻² sulfur loading [61]. Similarly, W₂C clusters on the nitrogen-phosphorous co-doped carbon matrix (W₂C/N/P-rGO) delivered high reversible capacities under different sulfur loadings. For example, discharge capacity of W₂C/N/P-rGO at 3.1 mg cm⁻² sulfur loading changes from ~1200 mAhg⁻¹ to ~900 mAhg⁻¹ with the increasing of cycling [62]. Detailed investigation and review about the two-dimensional MXenes for LiS batteries has been done by Zhang *et al.* [59]

2.2. Aluminum Sulfur Batteries

The research on energy storage is mainly based on constructing abundant material-based batteries of low-cost exhibiting high energy density. Thus, recent research efforts have been focused to search for alternative materials such as Na, K, Ca, AL, and Mg for the construction of batteries. Among the abundant materials, Aluminum is one of the most abundant element apart from oxygen and silicon and it has been used as an anode material in alkaline aqueous batteries for more than six decades. [63] Al metal has 3+ valence electrons that it can exchange three electrons during the electrochemical process in a battery system, which can result approximately in a higher volumetric capacity (8046 mAhcm⁻³ which is three times larger than that of lithium battery systems, 2062 mAhcm⁻³). [64] Al is relatively stable in the atmospheric environment and easy to process, so it can improve the safety of chemical battery system and reduce the process cost.

To fulfill its potential, aluminum battery systems are creditable for accomplishing of either plating or stripping Al in ionic liquid electrolytes. Before the introduction of sulfur as a cathode in Al-based batteries, graphene, metal-oxides, and conductive polymers were used as cathode materials in rechargeable batteries. Besides a geographically well-distributed and streamlined production, sulfur with a high predicted specific capacity (1675 mAhg⁻¹) [65], and volumetric capacity (3340 mAhcm⁻³) over a two-electron reduction process per atom and low cost has become an important research object of cathode materials for secondary batteries [29, 32, 66, 39]. The charge storage of S through a conversion reaction avoids the intercalation of bulk chloroaluminate ions, which are present in Al battery non-aqueous electrolytes. As a result, coupling of an Al anode with an S cathode in a battery provides a significant predicted energy density of 1371 Whkg⁻¹.

The schematic illustration of the aluminum-sulfur battery is shown in the left part of the Figure 4(a), the mechanism of Al-S battery is based on conversion mechanism of S to Al₂S₃-like reduction process in series of polysulfide intermediate species. The reaction mechanism, during discharge/charge (see Figure 4(b)), can be formulated using the equations on the anode (Equation 1), and the cathode (Equation 2) [71, 72].



Apparently, the weak interaction of Al and S results in a high kinetic barrier and requires chloroaluminate ion bond breaking in order to let the aluminum ion to be free. [70] The right

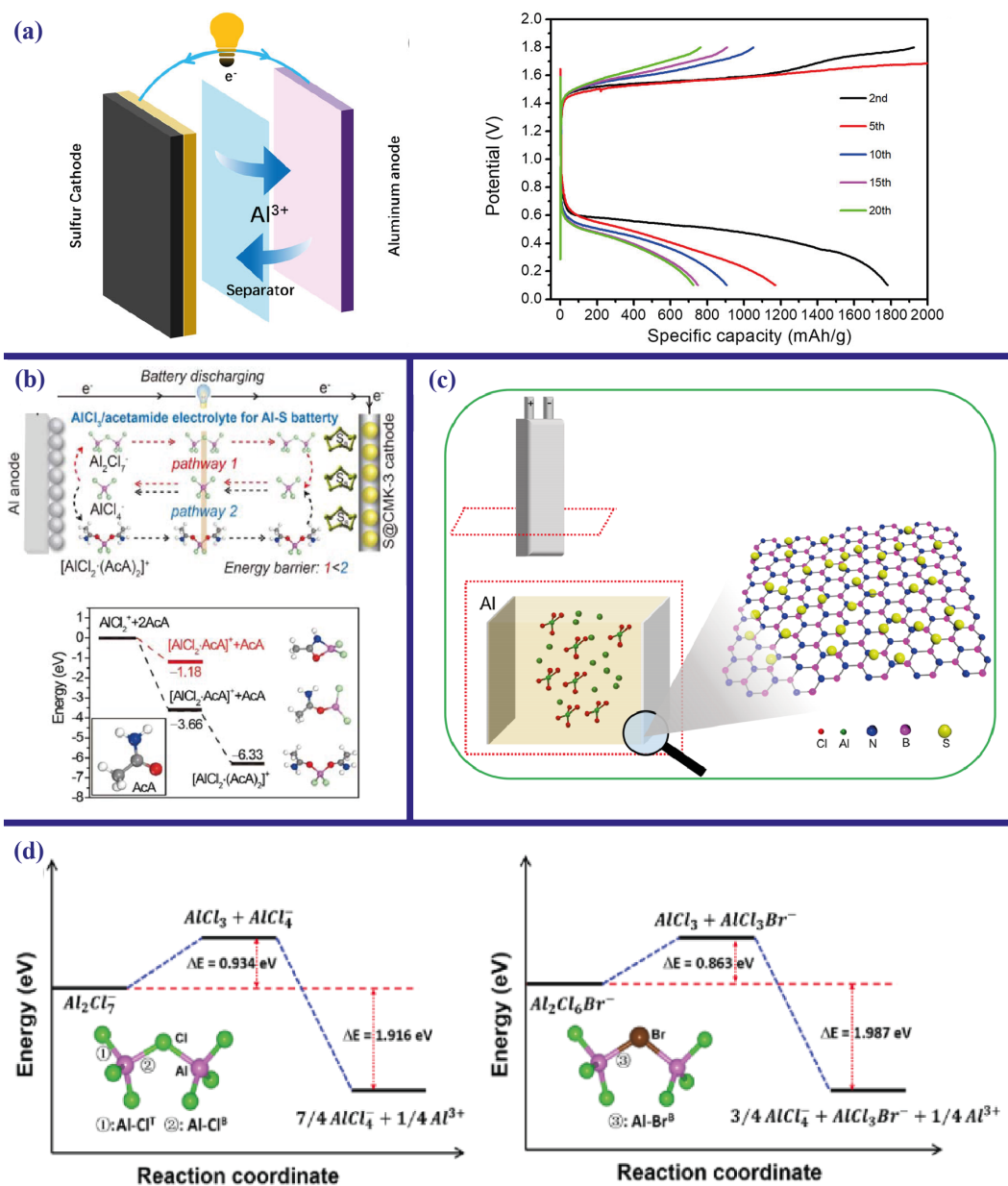


Figure 4. (a) Schematic diagram of Al-S battery (cathode and anode). Galvanostatic charge-discharge curves of the aluminum-sulfur secondary battery. Reproduced with permission [67] Copyright 2020, Taylor Francis. (b) Schematic illustration of the battery discharging process with the corresponding energy profiles standing for AcA coordinated with $AlCl_2^+$ through different sites (where Cl: green; O: red; Al: pink; C: gray; H: white; N: blue). Reproduced with permission [68] Copyright 2019, Elsevier. (c) Pouch cell-type of assembled ASB, including BN layer supported by S cathode; single layer BN represents a graphical illustration. Reproduced with permission [69] Copyright 2019, Nature Publishing Group. (d) The schematic diagram of energy profiles of the dissociation reactions of $Al_2Cl_7^-$ and $Al_2Cl_6Br^-$ anions. Reproduced with permission [70] Copyright 2018, Wiley.

part of the Figure 4(a) shows the charge-discharge curve of the aluminum-sulfur secondary battery. To prepare this battery, Wang *et al.* [67] used nitrogen-doped three-dimensional hierarchical porous carbon/ sulfur (N-C/S) composite as a positive electrode (cathode). According to their results, the performance of the aluminum sulfur battery which is based on N-C/S composite cathode material is very good. For instance, the first-lap discharge specific capacity is 1800 mAhg^{-1} and became almost half of this value after 10th cycles. However, this reducing becomes slow with the increasing of the cycles and as can be seen there is very small difference for the specific capacity values between the 15th and 20th cycles. At the same time, the specific capacity is still higher than 700 mAhg^{-1} after 20 cycles, which is high enough.

In Figure 4(c), illustration of the assembled pouch cell-type AIS batteries is shown where BN was used to support S cathode material. [69] Zhang *et al.*, showed that two-dimensional materials such as BN, MoS_2 , and WS_2 can fix S and sulfide compounds as the repeated charge/discharge processes proceeds. Note that, among the considered 2D materials, BN was demonstrated to display the highest capacity of 532 mAhg^{-1} .

The first rechargeable Al-S battery that comprises EMIC- AlCl_3 (1-ethyl-3-methylimidazolium chloride) ionic liquid electrolyte exhibited a high discharge capacity of 1500 mAhg^{-1} [30]. The demonstrated cell was shown to operate for only 20 cycles, therefore, its capacity was revealed to rapidly decay as result of S low electronic conductivity ($5 \times 10^{-28} \text{ Sm}^{-1}$), which also results in low kinetics of the battery electrochemical reaction. Following, a rechargeable Al-S battery in an ionic-liquid electrolyte, in which an activated carbon cloth/sulfur was used as composite cathode, was successfully realized. [72] However, difficulties in the oxidation stage of AlS_x led to poor reversibility in Al/S chemistry. By confining the S species inside the microporous carbon pores of size less than 2 nm, it was shown to improve the electron access of S, prevent oxidation, increase the size of interfacial reaction area, and even reduce the diffusion length of Al^{3+} ions. Such process was reported to result in solid-state conversion reaction of S. By considering NBMPBr/ AlCl_3 (N-butyl-N-methylpiperidinium bromide) ionic liquid electrolyte, due to the lower dissociation of $\text{Al}_2\text{Cl}_6\text{Br}^-$ anions as compared to that of Al_3Cl_7^- , the weak kinetics of Al-S batteries can be improved. [70] However, even this approach could not get over the low cycling problem of the battery (see Figure 4(d)). Very recently, composite structures of sulfur and single-walled carbon nanotubes having small diameter were constructed as a cathode building block for AlCl_3 :[EMIM]-based aluminum batteries in order to solve the poor stability and sluggish charge-storage problems. [40] Wu *et al.* demonstrated rechargeable Al-Selenium batteries (ASeBs) by using an eutectic solvent, thiourea- AlCl_3 , as an electrolyte. In their experiment, by a low temperature process, Se nanowires were grown directly on a flexible carbon cloth substrate (Se NWs@CC) and used as a cathode. The high electronic conductivity and low ionization potential of Selenium (Se) was considered as its advantages for the improvement of the battery kinetics on electrochemical reaction and on the polarization reduction. In the final product of Se NWs@CC cathode, it was observed that the build material possesses a specific capacity of 260 mAhg^{-1} at 50 mAg^{-1} , a sufficiently long cycling life (100 cycles) as well as a high Coulombic efficiency 93% at 100 mAg^{-1} [73].

3. Theoretical Studies on Metal-Sulfur Batteries

Theoretical and computational simulations, especially those performed on density functional formalism, have been shown to give almost reliable results that are compatible with experimental observations. While current experimental advances are devoted to demonstrating and developing of energy storage materials and battery systems, their working mechanisms should be clearly understood and investigated deeply for the industrial application step. Density functional theory (DFT) based simulations have been shown to be promising in energy storage, and significant contributions have been made to the understanding of mechanisms of electrochemical reactions. Moreover, DFT-based simulations can also offer excellent routes toward characterization techniques such as XRD and Raman measurements. In the present section, the contribution of DFT studies to the field of metal-sulfur batteries is presented.

3.1. Lithium Sulfur Batteries

Due to their low cost, predicted high capacity and energy density, [74, 75, 76] Li-S batteries have gained great interest in various applications such as efficient energy storage technologies including portable electronic devices, hybrid/full electric vehicles, and large scale power grids. [77, 78, 79, 24] Several major technical obstacles, including dissolution of lithium polysulfides into liquid electrolyte, volume expansion of sulfur, and deposition of lithium sulfide, have been identified. For the past decade, investigation of an ideal cathode material for Li-S battery construction and enhancement of Li-S batteries for high-rate performance have become an important aim of the researchers. Accordingly, various nanostructured cathode materials have been developed including nanoporous carbon–sulfur composites, graphene–sulfur composites, one dimensional (1D) carbon–sulfur composites, conductive polymer–sulfur composites, porous oxide additives, and nanostructured Li_2S cathodes [25]. These nanostructured sulfur cathodes have higher resistance against pulverization and exhibit quite fast reaction kinetics and a good trapping of soluble polysulfides. It has been reported that they have cycling capacity in the range of 568-1000 mAhg^{-1} for about 100-150 cycles of charge–discharge [80, 81, 82, 83, 84, 85].

Li_2S_8 , Li_2S_4 , Li_2S_2 , and Li_2S that intrinsically have intermediate phase are significant products for the charge-discharge processes of Li-S batteries. Among these structures, Pan and Guan [88] investigated the four Li_2S_2 species with similar structural configurations (two different hexagonal structures with space groups $P63/mmc$ and $P6\bar{2}m$, two different orthorhombic structures with space groups $Cmca$, and $Immm$) They have obtained the circuit voltages of orthorhombic ($Immm$), orthorhombic ($Cmca$), and hexagonal ($P63/mmc$) as 3.88, 3.95, and 3.91 respectively.

Owing to their high surface to volume ratio and novel electronic properties, 2D materials present great promise as host materials to anchor lithium polysulfides (Li_2S_x). Zhao *et al.* explore the adsorption and diffusion of various Li_2S_x ($x=1,2,3,4,6,8$) species on a phosphorene monolayer [89]. It was investigated that the diffusion mobility of Li_2S_x species having long

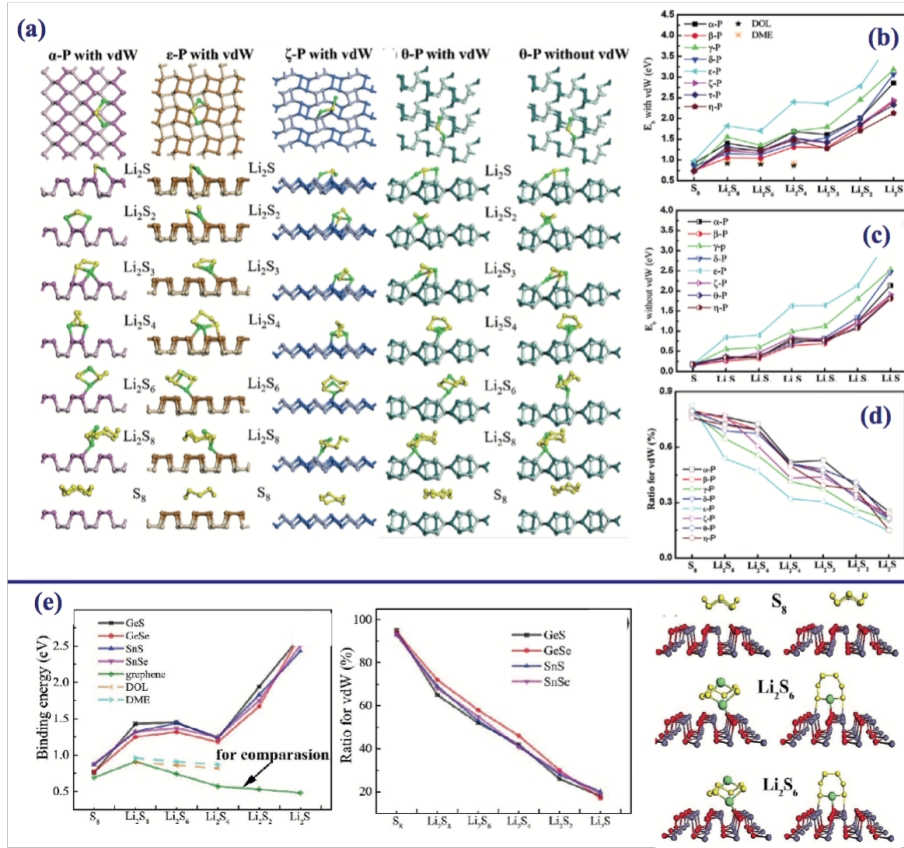


Figure 5. (a) Structural configurations of adsorbed Li_3S_x clusters on; α -P, η -P, ζ -P and θ -P (b) Binding energies of Li_2S_n species simulated on various phosphorene AMs (calculated by including vdW functional). Note that the E_b values of long-chain Li_2S_n species and DOL/DME, which are the electrolyte solvent molecules, are plotted on the same graph for comparison. (c) vdW-free binding energies for Li_2S_n species on various phosphorene AMs. (d) The vdW interaction ratio of different AMs. Adsorption configurations of Li_2S_n clusters θ -P in the vdW-free assumption. Molecular structures of Li_2S_n species corresponding to various lithiation amounts, ranging from unlithated S_8 to Li_2S (green and yellow balls represent lithium and sulfur atoms, respectively). Other colored balls all represent phosphorus to show the basic unit intuitively. Reproduced with permission [86] Copyright 2020, Royal Society of Chemistry. (e) Finally, the binding energies of lithium polysulfides for five different lithiation states (namely Li_2S , Li_2S_2 , Li_2S_4 , Li_2S_6 , Li_2S_8 , S_8) on the MX monolayers, ratio of van der Waals interactions for lithium polysulfides adsorption on MX monolayers and the most stable adsorption structures. Reproduced with permission [87] Copyright 2018, Wiley Online Library.

chains (Li_2S_3 , Li_2S_4 , Li_2S_6 , and Li_2S_8) is orientation-dependent and is much faster along the zigzag orientation as compared to armchair one. Among the Li_2S_x species, Li_2S_6 exhibit the smallest binding energy on phosphorene surface, a promising material for high-efficiency Li-S battery cathodes. In addition, Li *et al.* [86] studied the effect of crystal structures of phosphorus polymorphs by considering different phosphorus allotropes (α -P, β -P, γ -P, δ -P, ϵ -P, ζ -P, θ -P, and η -P). Their results showed that the crystal structures of phosphorus allotropes are very important for LiS batteries. Except for the ϵ -P, the remaining all other phosphorus

allotropes can be suitable for the separations and modifications in Li-S batteries. In addition, α -P, β -P, γ -P, δ -P allotropes can be more convenient substrates for Li atom and Li-S diffusion in the sense that they result in lower barriers (please see Figure 5(a-d)).

It has been reported in various studies that MXenes present a strong anchoring effect for soluble lithium polysulfide due to their smaller lattice constants and superior electrochemical performance. By combined experimental and theoretical studies, OH-functionalized MXene material and its defected species are explored as advantageous for entrapment of S in Li-S batteries [90]. Right after this study, Rao *et al.* [91] obtained the interactions of lithium polysulfides (Li_2S_x) on Ti-based bare MXenes ($\text{Ti}_n\text{X}_{(n-1)}$; X=C, N; n=2, 3, 4) and functionalized Ti_2C with -F, -O, and -OH groups ($\text{Ti}_2\text{C}(\text{OH})_2$, Ti_2CO_2 , Ti_2CF_2). It has been reported that the strong bonding between Ti-S and also H-S dominate the interactions between MXenes and Li_2S_x . It has also been investigated that the bare and OH-functionalized MXenes exhibits great electronic conductivity, which makes them feasible cathode materials to use in Li-S batteries with high performance. In addition to that, Lin *et al.* [92] pointed out that O- and F-functionalized Ti_2N present metallic character, which is advantageous for the redox reaction of Li_2S_x species and the functionalized Ti_2N possess good electrical conductivity that results in high rate performance of Li-S batteries. Afterwards, Li and *et al.* [93] studied the binding energies of lithium (poly)sulfides on Ti_2CO_2 , and $\text{M}_3\text{C}_2\text{O}_2$ (M = Ti, V, Cr, Zr, Nb, Hf) MXenes, and also the behaviors of O-functionalized MXenes. Among these, $\text{Cr}_3\text{C}_2\text{O}_2$ are found to exhibit the highest binding energy and the strongest anchoring effect. It was also reported that the lattice parameters of $\text{M}_3\text{C}_2\text{O}_2$ MXenes and the binding energies are monotonically correlated. More explicitly, the binding energy value becomes higher as the lattice constant is decreased, and this results in an increase in anchoring effect towards lithium polysulfide species. Most recently, Wang *et al.* [94] reported the adsorption energy of Li_2S_n (n = 1–8) species on VS_2 in the range of 1.13 eV - 4.44 eV and the diffusion barrier energy of Li atom on VS_2 as 0.25 eV, which implies the fast diffusion process.

Furthermore, black-phosphorene-like MX (M=Ge, Sn; X=S, Se) monolayers (group IV monochalcogenides) and graphene@MX heterostructures have been studied by Lv *et al.* [87] as a functional host for Li-S batteries (please see Figure 5(b)). They reported that MX-based heterostructures have enhanced electrical conductivity, great anchoring performance and fast charge/discharge rate for Li-S batteries. It has also been revealed that graphene@GeS heterostructure is a highly promising anchoring material for high-energy Li-S batteries. Chen *et al.* systematically investigated the first-row transition metal sulfides (from Sc to Zn) as polar hosts for sulfur cathodes in LiS batteries to understand the general rationale for the host design of sulfur [101]. Their predictions revealed that diffusion barrier energy for lithium ion on vanadium sulfide (VS) is very low and VS has the strongest anchoring effects on Li_2S immobilization among the other considered metal sulfides.

Yin *et al.* [102] systematically explored the interaction mechanisms between N-doped graphene and lithium polysulfides by considering various doping configurations, including different types of N-dopants such as graphitic, pyridinic, pyrrolic and isolated/clustered amino. They unveiled that cluster of pyridinic N-dopants have stronger binding energies (1.23–3.57 eV) than electrolyte solvent molecules (DME and DOL) (0.87–0.98 eV) while

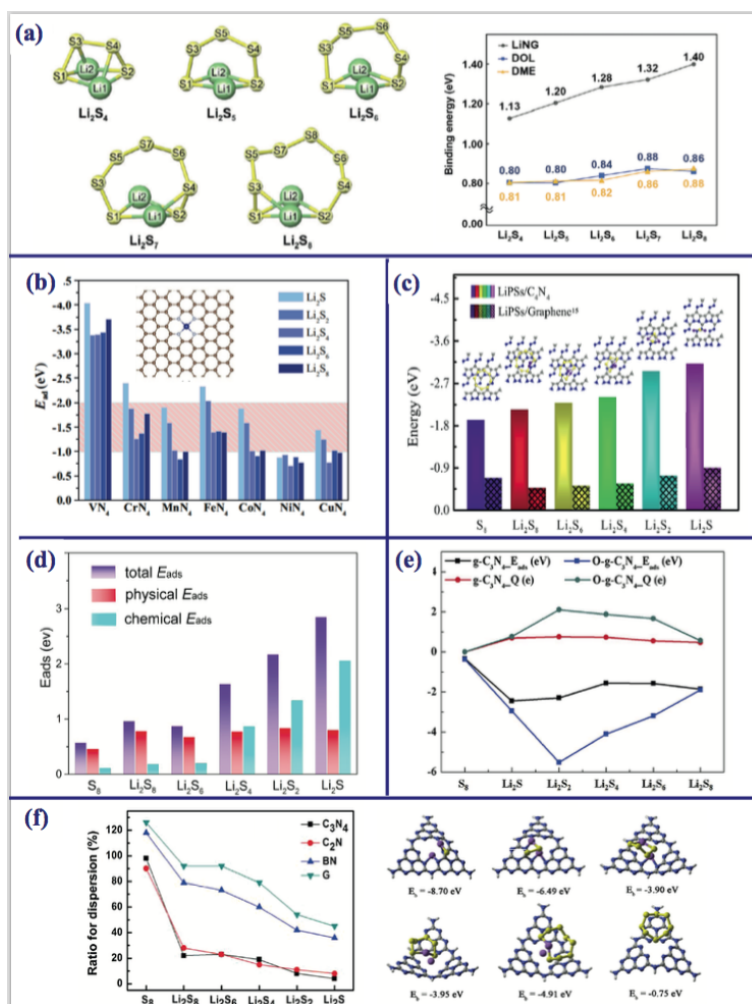


Figure 6. (a) Optimized structures of the high-order lithium polysulfide (Li_2S_x) species. Green and yellow spheres represent the Li and S atoms, respectively. The right side of the panel shows the binding energies of the Li_2S_x species with LiNG (Li-trapped N-doped graphene) are illustrated with gray circles, while blues squares depict for the Li_2S_x species with DOL (1,3-dioxolane). In addition, yellow triangles depict for the binding energies of the Li_2S_x species with DME (1,2-dimethylethane). Reproduced with permission [95] Copyright 2017, Royal Society of Chemistry. (b) The adsorption energies (E_{ad}) between Li_2S_x ($x=1, 2, 4, 6, 8$) and MN_4 @graphene ($M = \text{Cu, Ni, Co, Fe, Mn, Cr, V}$) surface with respect to the different lithiation stages. Reproduced with permission [96] Copyright 2018, Elsevier. (c) E_{ads} for S_8 cluster and Li_2S_x on bare graphene (bars with patterns) and C_4N_4 monolayer (bars without patterns), respectively. The insets on the pillars show S_8 or $\text{Li}_4\text{S}_n/\text{C}_4\text{N}_4$ structures which are produced by the principle of minimum energy. Reproduced with permission [97] Copyright 2019, Royal Society of Chemistry. (d) Physical and chemical contributions to the adsorption energy for the S_8 cluster and Li_4S_x ($x=1, 2, 4, 6, 8$) species on monolayer BP. Reproduced with permission [98] Copyright 2019, Elsevier. (e) The adsorption energy (E_{ads}) and depleted charge (Q) from S_8 and Li_2S_x ($x=1, 2, 4, 6, 8$) to O-g- C_3N_4 and g- C_3N_4 for various lithiation stages, respectively. Reproduced with permission [99] Copyright 2018, Elsevier. (f) The right panel shows the most stable crystal structure of adsorbed S_8 and LiPSs on C_3N_4 . The left panel shows the ratio for dispersion interaction for G, C_2N , C_3N_4 and BN at six different lithiation stages. Reproduced with permission [100] Copyright 2018, Elsevier.

isolated amino, graphitic, pyrrolic, or pyridinic N-dopant possess smaller or comparable binding energies (0.56–1.18 eV). Also, they reported that all the isolated N-dopants, except for graphitic N, show strong binding with Li polysulfides species comparing to pristine-G. An other nitrogen doped graphene is used by Yi *et al.*, [95] to investigate the adsorption energy of lithium polysulfides. They firstly adsorbed a Li atom on N-doped graphene and called this new structure as Li-trapped N-doped graphene and their results showed that the calculated binding energies of the lithium polysulfides on Li-N-graphene are in a range from 1.13 to 1.40 eV (please see Figure 6(a)). The high binding energy which is more than 2.0 eV, is known to cause decomposition of the lithium polysulfides species. So, these obtained binding energies are lower than this critical point. Li_2S_n ($n=1,2,4,6,8$) lithium sulfides adsorbed on ideal graphene (IG) and N-doped graphenes which are N-substituted graphene (NG), pyridinic-like graphene (PIG), and pyrrolic-like graphene (PRG) by Rao *et al.* [103]. Their results showed that the binding energies for Li_2S_n changes from 0.94 eV to 3.17 eV and only IG+ Li_2S_n and NG+ Li_2S_n structures have lower binding energy values than 1.50 eV, all the other structures (PIG+ Li_2S_n and PRG+ Li_2S_n) have higher than 2.50 eV binding energy. Single vacancy, divacancy or Stone-Wales (SW) type defected graphenes also investigated to understand can these structures be suitable for LiS battery applications [104, 105]. Density functional theory calculations revealed that carbon vacancy site catches one S atom from the Li_2S_n leading to the formation of a $\text{Li}_2\text{S}_{n-1}$ molecule, which is weakly adsorbed on the created S-doped graphene. However, Li_2S_n interaction with bare and SW defected graphene is almost similar [105].

The most favorable research strategy to find a suitable material for LiS battery is using graphene and improving its performance by external effects. Gong *et al.*, found that heteroatom-modified graphene, h-G, (where h= B, N, O, P, or S) is effective on anchoring lithium polysulfides and on weakening the shuttle effect [106]. Wasalathilake *et al.*, performed DFT calculations to investigate the interactions between the S_8 molecule and long chain lithium polysulfides (Li_2S_4 and Li_2S_8) and graphene and graphene with decorated hydroxyl, epoxy and carboxyl groups [107]. Their calculations revealed that microporous graphene which is decorated with oxygen containing functional groups can successfully anchor S_8 , Li_2S_8 and Li_2S_4 moderate inter molecules through interactions and this leads to the improvement of charge transfer and conductivity in the cathode side of Li-S batteries. Several studies showed that metal- N_4 doped graphene sheets can be an efficient anchoring material for Li-S batteries. For this graphene sheet, the researchers firstly created porphyrin-like graphene by extracting one C-C bond and replacing the four C atoms facing to the divacancy site with four N atoms. At the end one metal atom is adding in the middle of N atoms. According to Zhang *et al.*, [96] DFT calculations for Li_2S_n ($n=1, 2, 4, 6, 8$) on the MN_4 @graphene ($\text{M}=\text{Cu, Ni, Co, Fe, Mn, Cr, V}$) showed that the binding energy values of Li_2S_n on FeN_4 @graphene and CrN_4 @graphene is in a suitable interval (please see Figure 6(b)) which indicates that these materials can be an anchor material. While the binding energies of Li_2S_n for other co-doped systems such as MnN_4 @-graphene, CoN_4 @graphene, CuN_4 @graphene, and NiN_4 @graphene are less than 1 eV for the long chain lithium polysulfides which means these four MN_4 @graphene might not be an appropriate anchor material for the Li-S battery. Similar results (MN_4 @graphene+ Li_2S_n) are obtained by other researchers [108, 109].

Theoretical studies were also focused on many carbon nitride or non-metallic monolayer materials to understand the interaction process of lithium polysulfides with these materials (please see Figure 6(c-f)). Li *et al.* studied the C_4N_4 monolayer and C_4N_4 /graphyne heterostructure for LiS battery investigation. Theoretical calculations revealed that the adsorption energies of polysulfides on C_4N_4 in the range of 1.931 to 3.119 eV (please see Figure 6(c)) and they showed that electrical conductivity of C_4N_4 can improve by creating C_4N_4 /graphyne heterostructure [97]. He *et al.* performed DFT calculations and obtained that oxygenated g- C_3N_4 give rise to a better electrical conductivity and adsorption energy of the Li_2S_n species are higher than the pristine g- C_3N_4 . Furthermore, they also confirmed these results experimentally and found that the O-g- C_3N_4 composite cathode possesses great electrochemical performance leading to a high reversible discharge capacity of 1030 mAhg^{-1} after 100 cycles at 0.2C in Li-S batteries. [99]

A comprehensive study is done by Zheng *et al.* to understand the anchoring effect of non-metallic monolayers for lithium polysulfides in LiS batteries (please see Figure 6(f)).[100] They considered graphene, C_2N , C_3N_4 and BN monolayers and found that C_2N and C_3N_4 can provide suitable adsorption energies and enhance the redox kinetics. Other carbon included monolayers such as BC_2N [110], C_3B and C_3N [111] are also investigated and found that except of C_3N other two materials exhibit an excellent performance to anchor the lithium polysulfides cause of the strong chemical interaction.

3.2. Aluminum Sulfur Batteries

Not only the limited number of experimental studies available, but also there were only a few reports describing theoretical studies on nonaqueous Al-S batteries [113]. The main problem could be the multivalence number of this metal ion. These types of multivalence metal ions such as Al, Ca, Mg are incompatible when used in LiS batteries with the typical organic liquid electrolytes. Therefore, the important thing for this kind of multivalence AIS batteries is finding proper electrolytes to effectively transport the aluminum ions and attain reversible plating/stripping of the anode metal species. Moreover, studies showed that the cathode volume expansion of AIS batteries after full discharging is too high (up to 272%) [34]. This exhibits that the designing of the cathode structure needs special attention. Here, theoretical studies will play a key role in order to understand complex electrochemical reactions through charge and discharge processes or finding suitable electrodes for AIS batteries. The characterization of surface and reduction mechanism can highlight by molecular dynamics (MD) simulation beyond density functional theory (DFT) calculations in Al-S batteries. There are very few theoretical studies reported as of now. Very recently, Bhaurital *et al.* observed a detailed charging and discharging processes in Al-S batteries by analysis of interfacial systems $S_8(001)/[EMIM]AlClS_4$ and $Al_2S_3(001)/[EMIM]AlClS_4$ -electrode, respectively [114] (please see Figure 7(a-c)). The discharging process can occur through the continuous reduction of S to Al_2S_3 -like products via a series of polysulfide intermedia species and involves the formation of various cationic and anionic intermediate species are observed. Hereby, they opened up a way to understand the complex electrochemical processes

Table 1. Energy barriers of Li atom, Li_2S_n lithium polysulfides and S_8 atom on 2D materials, the unit is in eV.

Material	Li	Li_2S	Li_2S_2	Li_2S_4	Li_2S_6	Li_2S_8	S_8	Ref.
GeS (armchair)	1.31	0.82	1.41	0.39	1.28	1.15		[87]
GeS (zigzag)	0.50	0.83	0.89	0.90	0.90	0.88		[87]
GeSe (armchair)	1.18	0.78	1.10	0.56	0.89	1.04		[87]
GeSe (zigzag)	0.41	0.85	0.65	0.95	1.07	0.82		[87]
Phosphorene		2.51	1.91	-1.27	1.00	1.12		[89]
SnS (armchair)	0.97	0.40	0.47	0.49	0.52	0.69		[87]
SnS (zigzag)	0.30	0.48	0.52	0.54	0.55	0.48		[87]
SnSe (armchair)	1.07	0.69	0.52	0.62	0.75	0.98		[87]
SnSe (zigzag)	0.23	0.61	0.65	0.68	0.78	0.80		[87]
graphene@GeS (armchair)	1.25	0.85	1.43	0.43	1.26	1.19		[87]
graphene@GeS (zigzag)	0.45	0.96	0.86	0.93	0.90	0.92		[87]
Ti_2C		5.82	8.87	15.41	22.71	29.73		[91]
Ti_2CF_2				1.02	0.42	0.34		[112]
Ti_2CO_2		3.09	3.12	1.92	1.47	1.71	0.95	[112]
				2.02		1.80		[91]
Ti_2CO_2 (bilayer)		2.90		2.25		2.42	0.48	[93]
$\text{Cr}_3\text{C}_2\text{O}_2$		4.51		4.12		4.42	1.38	[93]
$\text{V}_3\text{C}_2\text{O}_2$		3.98		3.49		3.62	0.85	[93]
$\text{Nb}_3\text{C}_2\text{O}_2$		2.94		2.19		2.30	0.66	[93]
$\text{Hf}_3\text{C}_2\text{O}_2$		2.76		2.09		1.97	1.16	[93]
$\text{Zr}_3\text{C}_2\text{O}_2$		2.28		1.47		1.40	0.48	[93]
Ti_2COH_2				3.43		4.90		[91]
Ti_3C_2		5.68	8.78	15.21	21.96	29.54		[91]
$\text{Ti}_3\text{C}_2\text{F}_2$				0.85	0.43	1.15		[112]
$\text{Ti}_3\text{C}_2\text{O}_2$		3.21		2.61		2.92	0.51	[93]
Ti_4C_3		5.78	8.94	15.04	23.26	30.70		[91]
Ti_2N		6.09	9.16	15.85	22.47	29.18		[91]
Ti_2NF_2		1.24	1.28	0.97	1.03	0.93	0.80	[92]
Ti_2NO_2		2.99	3.11	2.95	2.10	3.13	1.46	[92]
Ti_3N_2		6.13	-9.21	-15.59	22.62	29.33		[91]
Ti_4N_3		5.97	9.10	15.59	22.82	29.50		[91]
VS_2		4.44	3.29	2.42	1.14	1.69	0.48	[94]

occurred in Al-S batteries. Chu *et al.* showed that the energy barriers are key parameters for understanding the electrochemical reaction pathways on $\text{AlCl}_3/\text{acetamide}$ for reversible room-temperature Al-S battery which potentially presents a promising possibility for low-cost and high-performance energy storage system in future. [68] They reported that an initial capacity above 1500 mAhg^{-1} and good rate performance and $[\text{AlCl}_2(\text{acetamide})_2]^+$ ions led to an energetically favorable reaction pathway, which reveal the superior performance in comparison to the conventional AlCl_4^- -based electrolyte.

As mentioned in AIS experimental section, Yang *et al.* used $\text{Al}_2\text{Cl}_6\text{Br}^-$ instead of Al_2Cl_7^- as the dissociation reaction reagent. Calculations based on density functional theory showed that the reaction rate of $\text{Al}_2\text{Cl}_6\text{Br}^-$ dissociation is 15 times faster than that of Al_2Cl_7^- , which is also verified by experimentally [70]. We believe that theoretical studies will be very important to improve the efficiency of Li/Al-S batteries.

Yu *et al.*, performed *ab initio* molecular dynamics simulations based on DFT calculations for the amorphous Li_3AlS_3 structure [115]. The inset of Figure 7(d) shows a snapshot of the amorphous Li_3AlS_3 structure obtained by the melt-quenching method while the plot for radial distribution functions between Al, Li and S atoms. As can be seen, the first peak position for Al-S pairs at 2.25 \AA is close to the Al-S bond length (2.28 \AA) in crystalline Al_2S_3 . The peak for Li-S pairs is located at 2.5 \AA , and it is very close to Li-S bond length in crystalline Li_2S . However, the first peak for S-S pairs indicates that there are no polysulfides in the amorphous Li_3AlS_3 structure.

4. Conclusions

Energy storage has been one of the most important aspects of materials science and engineering over the past few decades. Almost over the past decade, there has been an increasing number of academic research on materials development, fundamental understanding and computational modelling, and application-based control algorithm developments using advanced materials having nanostructures. In addition to Li, the use of alternative structures, including Na, has been the hot spot due to limited lithium resources. It has been reviewed in the present article that sulfur-included Li-batteries provide higher energy density, almost three to five times, than that of ordered Li-ion batteries, which have limited applications. Using sulfur layer as the cathode material was shown to offer specific energy capacities on the order of 500 Whkg^{-1} , which was in the range of $150\text{-}200 \text{ Whkg}^{-1}$ for Li-ion batteries. In addition, aluminum, one of the most abundant metals, offers a high gravimetric capacity as that of Li. In addition to energy capabilities, the advantages of sulfur-based batteries are cheap and abundant. Even being non-toxic, they do not require top-up charging when being in the storage process.

In contrast to their advantages, the existing disadvantages, such as nonlinear charging and discharging, resulting in quick degradation of the battery due to mechanical stress, were demonstrated to be solved by developing carbon-based cathode composites and improving their conductivity. This was shown to result in the high-loading carbon cathode exhibiting enhanced cycle stability and improved cell-storage stability with a high static capacity.

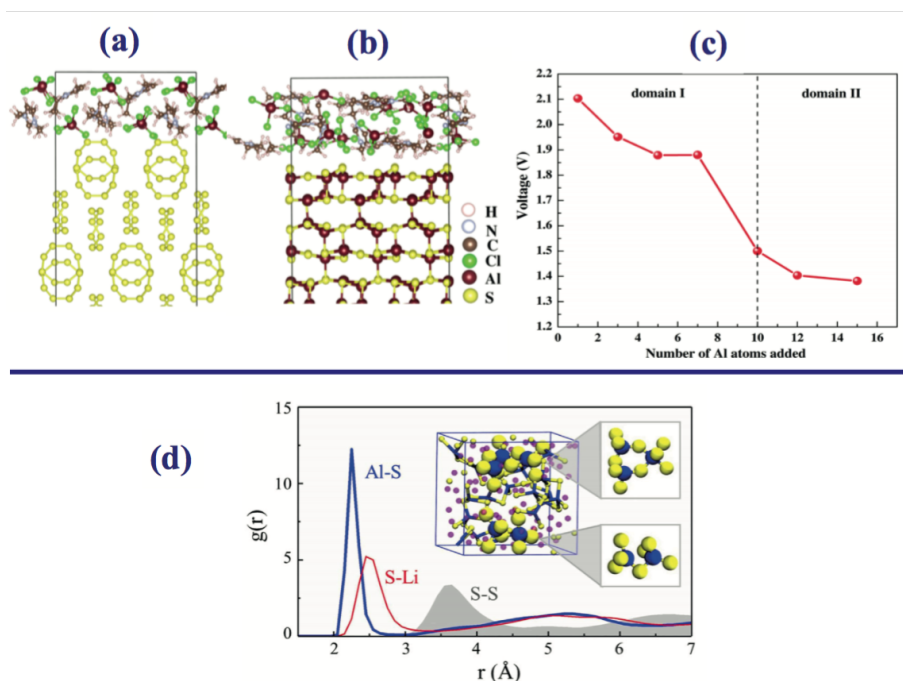


Figure 7. (a) Structures used in the simulation of S₈(001)/[EMIM]AlCl₄–electrolyte and (b) Al₂S₃(001)/[EMIM]-AlCl₄–electrolyte interfaces. (c) Discharging voltage versus the number of Al atoms which are added to the S₈(001)/EMIM-AlCl₄–electrolyte interface. Reproduced with permission [114] Copyright 2020, ACS Publications. (d) Radial distribution functions for S-S, Li-S and Al-S pairs as predicted from *ab initio* molecular dynamic simulations. Reproduced with permission [115] Copyright 2017, Elsevier.

Moreover, in Al-S batteries, which were shown to operate for only 20 cycles and the capacity decays rapidly due to the low electronic conductivity of the sulfur, confinement of the sulfur species into microporous carbon was shown to improve the electron access of sulfur species, enlarge the interfacial reaction area resulting in the acceleration of battery reaction kinetics. In addition, among the materials used in sulfur-based batteries, two-dimensional materials have been widely demonstrated due to their high surface to volume ratio and intrinsic electronic properties. It was mentioned in our review that among different 2D materials, MXenes were shown to present a strong anchoring effect for soluble lithium polysulfide due to their smaller lattice constants and superior electrochemical performance. Furthermore, it was revealed in predictions that OH-functionalized MXenes exhibits excellent electronic conductivity, making them feasible for use as cathode materials, especially for Li-S batteries with high performance. Overall, the future applications of sulfur-based batteries can be visualized in three different areas, such as the need for more cycle life, the requirement for more power, and the need for both at the same time.

Briefly, this review article has shown that energy storage devices are the most important research area for researchers, and the amount of stored energy can increase with metal-sulfur batteries. The important question is which material is the best for the cathode material for these metal-sulfur batteries. Lithium-sulfur batteries can have a higher specific capacity than ordinary Li-ion batteries, and also aluminum-sulfur batteries can surpass this easily with

their high capacities. Also, aluminum is cheaper and is more easily accessible than lithium. Consequently, to increase the capacities and the performance of these mentioned Al-S and Li-S batteries, increasing the number of studies is necessary. Especially, theoretical studies will play a critical role in this step because of their well matching results and predictions with the experimental results. So, there should be lots of theoretical studies before the experimental attempts. Many 2D materials such as group III-IV, group II-VI, TMDCs, TMTCs, GaSe, GaTe, etc. are still waiting to be investigated to get an answer to the question "are they suitable or not for the metal-sulfur batteries?". In addition, how the possible defects or external effects will affect the batteries' performance and such questions should be answered by researchers. We hope that this review will be a good manual that summarizing this rapidly developing subject for the researchers who will make further fundamental contributions and seminal discoveries mediating battery applications.

Acknowledgements

B.A. acknowledges financial support from the Kırklareli University-BAP under Project No. 201. M.Y. was supported by the Flemish Science Foundation (FWO-VI) as a postdoctoral fellowship. F.E. is thankful to the scientific research projects of Aydın Adnan Menderes University, for financial support under the project number (FEF-20020).

- [1] Arumugam Manthiram. A reflection on lithium-ion battery cathode chemistry. *Nat. Commun.*, 11(1):1–9, 2020.
- [2] Jang-Yeon Hwang, Seung-Taek Myung, and Yang-Kook Sun. Sodium-ion batteries: present and future. *Chem. Soc. Rev.*, 46(12):3529–3614, 2017.
- [3] Jun Chen and Fangyi Cheng. Combination of lightweight elements and nanostructured materials for batteries. *Acc. Chem. Res.*, 42(6):713–723, 2009.
- [4] R. I. Eglitis and G. Borstel. Towards a practical rechargeable 5 v li ion battery. *Phys. Status Solidi (a)*, 202(2):R13–R15, 2005.
- [5] Roberts Eglitis. Ab initio calculations of $\text{Li}_2(\text{Co}, \text{Mn})\text{O}_8$ solid solutions for rechargeable batteries. *Int. J. Mod. Phys. B*, 33(15):1950151, 2019.
- [6] Fatih Ersan, Gökhan Gökoğlu, and Ethem Aktürk. Adsorption and diffusion of lithium on monolayer transition metal dichalcogenides ($\text{MoS}_{2(1-x)}\text{Se}_{2x}$) alloys. *J. Phys. Chem. C*, 119(51):28648–28653, 2015.
- [7] F. Ersan, H.D. Ozaydin, G. Gökoğlu, and E. Aktürk. Theoretical investigation of lithium adsorption, diffusion and coverage on MX_2 ($\text{M}=\text{Mo}, \text{W}; \text{X}=\text{O}, \text{S}, \text{Se}, \text{Te}$) monolayers. *Appl. Surf. Sci.*, 425:301 – 306, 2017.
- [8] B. Akçenc. Two-dimensional black arsenic for Li-ion battery applications: a dft study. *J. Mater. Sci.*, 54(13):9543–9552, 2019.
- [9] S. Sarikurt. A first-principles investigation of lithium adsorption and diffusion on BN, AlN and GaN monolayers. *Eskisehir Tech. Univ. J. Sci. Tech. A–Appl. Sci. Eng.*, 20(4):436–445, 2019.
- [10] Neslihan Yuca, Mehmet E Cetintasoglu, Murat F Dogdu, Huseyin Akbulut, Sevcan Tabanlı, Uner Colak, and Omer S Taskin. Highly efficient poly (fluorene phenylene) copolymer as a new class of binder for high-capacity silicon anode in lithium-ion batteries. *Int. J. Energy Res.*, 42(3):1148–1157, 2018.
- [11] Omer S Taskin, Neslihan Yuca, Joan Papavasiliou, and George Avgouropoulos. Interconnected conductive gel binder for high capacity silicon anode for li-ion batteries. *Mater. Lett.*, page 127918, 2020.
- [12] Neslihan Yuca, Omer S Taskin, and Elif Arici. An overview on efforts to enhance the si electrode stability for lithium ion batteries. *Energy Storage*, 2(1):e94, 2020.

- [13] Yelda Kadioglu, Fatih Ersan, Gokhan Gokoglu, Olcay Uzengi Akturk, and Ethem Akturk. Adsorption of alkali and alkaline-earth metal atoms on stanene: A first-principles study. *Mater. Chem. Phys.*, 180:326–331, 2016.
- [14] Serdal Gurses and Fatih Ersan. Sodium adsorption, diffusion and coverage on two-dimensional gep_3 . *Sci Académique*, 1(1):1–10, 2020.
- [15] Aytac Gurhan Gokce and Fatih Ersan. Adsorption of alkali and alkaline earth metal atoms and dimers on monolayer germanium carbide. *Philos. Mag.*, 97(3):155–167, 2017.
- [16] Taylan Gorkan, Ilkay Ozdemir, M. Yagiz Bakir, Fatih Ersan, Gokhan Gokoglu, Ethem Akturk, and Salim Ciraci. Novel metallic clathrates of group-iv elements and their compounds in a dense hexagonal lattice. *J. Phys. Chem. C*, 123(24):15330–15338, 2019.
- [17] Huicong Yang, Hucheng Li, Juan Li, Zhenhua Sun, Kuang He, Hui-Ming Cheng, and Feng Li. The rechargeable aluminum battery: opportunities and challenges. *Angew. Chem. Int.*, 58(35):11978–11996, 2019.
- [18] Nam-Soon Choi, Zonghai Chen, Stefan A Freunberger, Xiulei Ji, Yang-Kook Sun, Khalil Amine, Gleb Yushin, Linda F Nazar, Jaephil Cho, and Peter G Bruce. Challenges facing lithium batteries and electrical double-layer capacitors. *Angew. Chem. Int.*, 51(40):9994–10024, 2012.
- [19] Vinodkumar Etacheri, Rotem Marom, Ran Elazari, Gregory Salitra, and Doron Aurbach. Challenges in the development of advanced li-ion batteries: a review. *Energy Environ. Sci.*, 4(9):3243–3262, 2011.
- [20] Verónica Palomares, Paula Serras, Irune Villaluenga, Karina B Hueso, Javier Carretero-González, and Teófilo Rojo. Na-ion batteries, recent advances and present challenges to become low cost energy storage systems. *Energy Environ. Sci.*, 5(3):5884–5901, 2012.
- [21] E Levi, MD Levi, O Chasid, and D Aurbach. A review on the problems of the solid state ions diffusion in cathodes for rechargeable mg batteries. *J. Electroceramics*, 22(1-3):13–19, 2009.
- [22] Yuxiang Hu, Dan Sun, Bin Luo, and Lianzhou Wang. Recent progress and future trends of aluminum batteries. *Energy Technol.*, 7(1):86–106, 2019.
- [23] Sheng-Heng Chung and Arumugam Manthiram. Current status and future prospects of metal–sulfur batteries. *Adv. Mater.*, 31(27):1901125, 2019.
- [24] Scott Evers and Linda F Nazar. New approaches for high energy density lithium–sulfur battery cathodes. *Acc. Chem. Res.*, 46(5):1135–1143, 2013.
- [25] Yuan Yang, Guangyuan Zheng, and Yi Cui. Nanostructured sulfur cathodes. *Chem. Soc. Rev.*, 42(7):3018–3032, 2013.
- [26] Matthew Li, Jun Lu, Zhongwei Chen, and Khalil Amine. 30 years of lithium-ion batteries. *Adv. Mater.*, 30(33):1800561, 2018.
- [27] Naoki Nitta, Feixiang Wu, Jung Tae Lee, and Gleb Yushin. Li-ion battery materials: present and future. *Mater. Today*, 18(5):252–264, 2015.
- [28] Qingfeng Li and Niels J Bjerrum. Aluminum as anode for energy storage and conversion: a review. *J. Power Sources*, 110(1):1–10, 2002.
- [29] Arumugam Manthiram, Yongzhu Fu, and Yu-Sheng Su. Challenges and prospects of lithium–sulfur batteries. *Acc. Chem. Res.*, 46(5):1125–1134, 2013.
- [30] Gil Cohn, Lin Ma, and Lynden A Archer. A novel non-aqueous aluminum sulfur battery. *J. Power Sources*, 283:416–422, 2015.
- [31] Jian Zhu, Jianli Zou, Hua Cheng, Yingying Gu, and Zhouguang Lu. High energy batteries based on sulfur cathode. *Green Energy Environ.*, 4(4):345–359, 2019.
- [32] Arumugam Manthiram, Sheng-Heng Chung, and Chenxi Zu. Lithium–sulfur batteries: progress and prospects. *Adv. Mater.*, 27(12):1980–2006, 2015.
- [33] Michael Salama, Rosy, Ran Attias, Reut Yemini, Yosef Gofer, Doron Aurbach, and Malachi Noked. Metal–sulfur batteries: overview and research methods. *ACS Energy Lett.*, 4(2):436–446, 2019.
- [34] Xiaodong Hong, Jun Mei, Lei Wen, Yueyu Tong, Anthony J Vasileff, Liqun Wang, Ji Liang, Ziqi Sun, and Shi Xue Dou. Nonlithium metal–sulfur batteries: steps toward a leap. *Adv. Mater.*, 31(5):1802822, 2019.
- [35] Xingwen Yu and Arumugam Manthiram. A progress report on metal–sulfur batteries. *Adv. Funct. Mater.*,

- 30(39):2004084, 2020.
- [36] Guan-Ying Du, Chi-You Liu, and Elise Y Li. A dft investigation on the origins of solvent-dependent polysulfide reduction mechanism in rechargeable li-s batteries. *Catalysts*, 10(8):911, 2020.
- [37] Hui Pan, Zhu Cheng, Ping He, and Haoshen Zhou. A review of solid-state lithium-sulfur battery: Ion transport and polysulfide chemistry. *Energy Fuels*, 34(10):11942–11961, 2020.
- [38] Xiang Chen, Tingzheng Hou, Kristin A Persson, and Qiang Zhang. Combining theory and experiment in lithium-sulfur batteries: current progress and future perspectives. *Mater. Today*, 22:142–158, 2019.
- [39] Arumugam Manthiram, Yongzhu Fu, Sheng-Heng Chung, Chenxi Zu, and Yu-Sheng Su. Rechargeable lithium-sulfur batteries. *Chem. Rev.*, 114(23):11751–11787, 2014.
- [40] Jasmin Smajic, Shianlin Wee, Filipa R Fernandes Simoes, Mohamed N Hedhili, Nimer Wehbe, Edy Abou-Hamad, and Pedro MFJ Costa. Capacity retention analysis in aluminum-sulfur batteries. *ACS Appl. Energy Mater.*, 3(7):6805–6814, 2020.
- [41] N Jayaprakash, Jingguo Shen, Surya S Moganty, Alex Corona, and Lynden A Archer. Porous hollow carbon@ sulfur composites for high-power lithium-sulfur batteries. *Angew. Chem. Int.*, 50(26):5904–5908, 2011.
- [42] Ruopian Fang, Guoxian Li, Shiyong Zhao, Lichang Yin, Kui Du, Pengxiang Hou, Shaogang Wang, Hui-Ming Cheng, Chang Liu, and Feng Li. Single-wall carbon nanotube network enabled ultrahigh sulfur-content electrodes for high-performance lithium-sulfur batteries. *Nano Energy*, 42:205–214, 2017.
- [43] Jiantie Xu, Jianglan Shui, Jianli Wang, Min Wang, Hua-Kun Liu, Shi Xue Dou, In-Yup Jeon, Jeong-Min Seo, Jong-Beom Baek, and Liming Dai. Sulfur-graphene nanostructured cathodes via ball-milling for high-performance lithium-sulfur batteries. *ACS Nano*, 8(10):10920–10930, 2014.
- [44] Woon Gie Chong, Jian-Qiu Huang, Zheng-Long Xu, Xianying Qin, Xiangyu Wang, and Jang-Kyo Kim. Lithium-sulfur battery cable made from ultralight, flexible graphene/carbon nanotube/sulfur composite fibers. *Adv. Funct. Mater.*, 27(4):1604815, 2017.
- [45] Yoon Hwa, Hyeon Kook Seo, Jong-min Yuk, and Elton J Cairns. Freeze-dried sulfur-graphene oxide-carbon nanotube nanocomposite for high sulfur-loading lithium/sulfur cells. *Nano Lett.*, 17(11):7086–7094, 2017.
- [46] Sheneve Z Butler, Shawna M Hollen, Linyou Cao, Yi Cui, Jay A Gupta, Humberto R Gutiérrez, Tony F Heinz, Seung Sae Hong, Jiaying Huang, Ariel F Ismach, et al. Progress, challenges, and opportunities in two-dimensional materials beyond graphene. *ACS Nano*, 7(4):2898–2926, 2013.
- [47] Jixin Zhu, Dan Yang, Zongyou Yin, Qingyu Yan, and Hua Zhang. Graphene and graphene-based materials for energy storage applications. *Small*, 10(17):3480–3498, 2014.
- [48] Ying Wu and Yan Yu. 2d material as anode for sodium ion batteries: recent progress and perspectives. *Energy Storage Mater.*, 16:323–343, 2019.
- [49] Lina Wang, Yonggang Wang, and Yongyao Xia. A high performance lithium-ion sulfur battery based on a li 2 s cathode using a dual-phase electrolyte. *Energy Environ. Sci.*, 8(5):1551–1558, 2015.
- [50] Sheng-Heng Chung, Chi-Hao Chang, and Arumugam Manthiram. A carbon-cotton cathode with ultrahigh-loading capability for statically and dynamically stable lithium-sulfur batteries. *ACS Nano*, 10(11):10462–10470, 2016.
- [51] Sen Xin, Lin Gu, Na-Hong Zhao, Ya-Xia Yin, Long-Jie Zhou, Yu-Guo Guo, and Li-Jun Wan. Smaller sulfur molecules promise better lithium-sulfur batteries. *J. Am. Chem. Soc.*, 134(45):18510–18513, 2012.
- [52] Zhen Zhang, Dan Luo, Gaoran Li, Rui Gao, Matthew Li, Shuang Li, Lei Zhao, Haozhen Dou, Guobin Wen, Serubbabel Sy, et al. Tantalum-based electrocatalyst for polysulfide catalysis and retention for high-performance lithium-sulfur batteries. *Matter*, 3(3):920–934, 2020.
- [53] Yi Zhan, Andrea Buffa, Linghui Yu, Zhichuan J Xu, and Daniel Mandler. Electrodeposited sulfur and co x s electrocatalyst on buckypaper as high-performance cathode for li-s batteries. *Nano-Micro Lett.*, 12(1):1–13, 2020.
- [54] Donghee Gueon, Min-Young Ju, and Jun Hyuk Moon. Complete encapsulation of sulfur through interfacial energy control of sulfur solutions for high-performance Li-S batteries. *PNAS*, 117(23):12686–12692, 2020.

- [55] Hee Min Kim, Jang-Yeon Hwang, Sangin Bang, Hun Kim, Muhammad Hilmy Alfaruqi, Jaekook Kim, Chong Seung Yoon, and Yang-Kook Sun. Tungsten oxide/zirconia as a functional polysulfide mediator for high-performance lithium–sulfur batteries. *ACS Energy Lett.*, 5(10):3168–3175, 2020.
- [56] Hongfei Xu, Shubin Yang, and Bin Li. Ultrathin bismuth nanosheets as an efficient polysulfide catalyst for high performance lithium–sulfur batteries. *J. Mater. Chem. A*, 8(1):149–157, 2020.
- [57] Qi Jin, Lu Li, HeRu Wang, Hong Gao, ChunCheng Zhu, and XiTian Zhang. Dual effects of the carbon fibers/ti3c2tx interlayer on retarding shuttle of polysulfides for stable lithium-sulfur batteries. *Electrochim. Acta*, 312:149–156, 2019.
- [58] Yuankun Wang, Ruifang Zhang, Yuan-chao Pang, Xu Chen, Jinxin Lang, Jingjing Xu, Chunhui Xiao, Huanglong Li, Kai Xi, and Shujiang Ding. Carbon@ titanium nitride dual shell nanospheres as multi-functional hosts for lithium sulfur batteries. *Energy Storage Mater.*, 16:228–235, 2019.
- [59] Chuanfang Zhang, Linfan Cui, Sina Abdolhosseinzadeh, and Jakob Heier. Two-dimensional mxenes for lithium-sulfur batteries. *InfoMat*, 2(4):613–638, 2020.
- [60] Jianjun Song, Dawei Su, Xiuqiang Xie, Xin Guo, Weizhai Bao, Guangjie Shao, and Guoxiu Wang. Immobilizing polysulfides with mxene-functionalized separators for stable lithium–sulfur batteries. *ACS Appl. Mater. Interfaces*, 8(43):29427–29433, 2016.
- [61] Li-Ping Lv, Chao-Fei Guo, Weiwei Sun, and Yong Wang. Strong surface-bound sulfur in carbon nanotube bridged hierarchical Mo₂C-based MXene nanosheets for lithium–sulfur batteries. *Small*, 15(3):1804338, 2019.
- [62] Nianxiang Shi, Baojuan Xi, Zhenyu Feng, Jincheng Liu, Denghu Wei, Jing Liu, Jinkui Feng, and Shenglin Xiong. Strongly coupled W₂C atomic nanoclusters on n/p-codoped graphene for kinetically enhanced sulfur host. *Adv. Mater. Interfaces*, 6(9):1802088, 2019.
- [63] NC Cahoon and MP Korver. A new separator for the aluminum dry cell. *J. Electrochem. Soc.*, 106(6):469, 1959.
- [64] Pieremanuele Canepa, Gopalakrishnan Sai Gautam, Daniel C Hannah, Rahul Malik, Miao Liu, Kevin G Gallagher, Kristin A Persson, and Gerbrand Ceder. Odyssey of multivalent cathode materials: open questions and future challenges. *Chem. Rev.*, 117(5):4287–4341, 2017.
- [65] Pierre Gibot, Montse Casas-Cabanas, Lydia Laffont, Stephane Levasseur, Philippe Carlach, Stéphane Hamelet, Jean-Marie Tarascon, and Christian Masquelier. Room-temperature single-phase li insertion/extraction in nanoscale Li_xFePO₄. *Nat. Mater.*, 7(9):741–747, 2008.
- [66] N Jayaprakash, Jingguo Shen, Surya S Moganty, Alex Corona, and Lynden A Archer. Porous hollow carbon@ sulfur composites for high-power lithium–sulfur batteries. *Angew. Chem. Int.*, 50(26):5904–5908, 2011.
- [67] Jianwu Wang, Jing Xu, Zhaoming Huang, and Guoliang Fan. Preparation of nitrogen-doped three-dimensional hierarchical porous carbon/sulfur composite cathodes for high-performance aluminum-sulfur batteries. *Fuller. Nanotub. Carbon Nanostructures*, pages 1–7, 2020.
- [68] Weiqin Chu, Xu Zhang, Jie Wang, Shu Zhao, Shiqi Liu, and Haijun Yu. A low-cost deep eutectic solvent electrolyte for rechargeable aluminum-sulfur battery. *Energy Storage Mater.*, 22:418–423, 2019.
- [69] Kaiqiang Zhang, Tae Hyung Lee, Joo Hwan Cha, Rajender S Varma, Ji-Won Choi, Ho Won Jang, and Mohammadreza Shokouhimehr. Two-dimensional boron nitride as a sulfur fixer for high performance rechargeable aluminum-sulfur batteries. *Sci. Rep.*, 9(1):1–10, 2019.
- [70] Huicong Yang, Lichang Yin, Ji Liang, Zhenhua Sun, Yuzuo Wang, Hucheng Li, Kuang He, Lipo Ma, Zhangquan Peng, Siyao Qiu, et al. An aluminum–sulfur battery with a fast kinetic response. *Angew. Chem.*, 130(7):1916–1920, 2018.
- [71] Stuart Licht. Aluminum/sulfur battery discharge in the high current domain. *J. Electrochem. Soc.*, 144(6):L133, 1997.
- [72] Tao Gao, Xiaogang Li, Xiwen Wang, Junkai Hu, Fudong Han, Xiulin Fan, Liumin Suo, Alex J Pearse, Sang Bok Lee, Gary W Rubloff, et al. A rechargeable al/s battery with an ionic-liquid electrolyte. *Angew. Chem.*, 128(34):10052–10055, 2016.
- [73] Shu-Chi Wu, Yuanfei Ai, Yu-Ze Chen, Kuangye Wang, Tzu-Yi Yang, Hsiang-Ju Liao, Teng-Yu Su, Shin-Yi Tang, Chia-Wei Chen, Ding Chou Wu, et al. High-performance rechargeable aluminum-selenium

- battery with a new deep eutectic solvent electrolyte: Thiourea- AlCl_3 . *ACS Appl. Mater. Interfaces*, 2020.
- [74] Dharmasena Peramunage and Stuart Licht. A solid sulfur cathode for aqueous batteries. *Science*, 261(5124):1029–1032, 1993.
- [75] Richard Van Noorden. Sulfur back in vogue for batteries. *Nature*, 498(7455):416–417, 2013.
- [76] Weimin Kang, Nanping Deng, Jingge Ju, Quanxiang Li, Dayong Wu, Xiaomin Ma, Lei Li, Minoo Naebe, and Bowen Cheng. A review of recent developments in rechargeable lithium–sulfur batteries. *Nanoscale*, 8(37):16541–16588, 2016.
- [77] Ya-Xia Yin, Sen Xin, Yu-Guo Guo, and Li-Jun Wan. Lithium–sulfur batteries: electrochemistry, materials, and prospects. *Angew. Chem. Int.*, 52(50):13186–13200, 2013.
- [78] Teyeb Ould Ely, Dana Kamzabek, Dhritiman Chakraborty, and Michael F Doherty. Lithium–sulfur batteries: state of the art and future directions. *ACS Appl. Energy Mater.*, 1(5):1783–1814, 2018.
- [79] Peter G Bruce, Stefan A Freunberger, Laurence J Hardwick, and Jean-Marie Tarascon. Li– O_2 and li–s batteries with high energy storage. *Nat. Mater.*, 11(1):19, 2012.
- [80] Guangyuan Zheng, Yuan Yang, Judy J Cha, Seung Sae Hong, and Yi Cui. Hollow carbon nanofiber-encapsulated sulfur cathodes for high specific capacity rechargeable lithium batteries. *Nano Lett.*, 11(10):4462–4467, 2011.
- [81] Xiulei Ji, Kyu Tae Lee, and Linda F Nazar. A highly ordered nanostructured carbon–sulfur cathode for lithium–sulfur batteries. *Nat. Mater.*, 8(6):500–506, 2009.
- [82] Lifan Xiao, Yuliang Cao, Jie Xiao, Birgit Schwenzer, Mark H Engelhard, Laxmikant V Saraf, Zimin Nie, Gregory J Exarhos, and Jun Liu. A soft approach to encapsulate sulfur: polyaniline nanotubes for lithium-sulfur batteries with long cycle life. *Adv. Mater.*, 24(9):1176–1181, 2012.
- [83] Xiulei Ji, Scott Evers, Robert Black, and Linda F Nazar. Stabilizing lithium–sulfur cathodes using polysulphide reservoirs. *Nat. Commun.*, 2(1):1–7, 2011.
- [84] Yuan Yang, Matthew T McDowell, Ariel Jackson, Judy J Cha, Seung Sae Hong, and Yi Cui. New nanostructured Li_2S /silicon rechargeable battery with high specific energy. *Nano Lett.*, 10(4):1486–1491, 2010.
- [85] Tomonari Takeuchi, Hikari Sakaebe, Hiroyuki Kageyama, Hiroshi Senoh, Tetsuo Sakai, and Kuniaki Tatsumi. Preparation of electrochemically active lithium sulfide–carbon composites using spark-plasma-sintering process. *J. Power Sources*, 195(9):2928–2934, 2010.
- [86] Chunmei Li, Linxin He, Jianglei Luo, Jianfeng Tang, Nanpu Cheng, and Zhiqian Chen. Theoretical anchoring effect of new phosphorus allotropes for lithium–sulfur batteries. *Nanoscale*, 12(20):11095–11111, 2020.
- [87] Xingshuai Lv, Wei Wei, Hongchao Yang, Jinjin Li, Baibiao Huang, and Ying Dai. Group iv monochalcogenides Mx ($\text{M} = \text{Ge, Sn}$; $\text{x} = \text{s, se}$) as chemical anchors of polysulfides for lithium–sulfur batteries. *Chem. Eur. J.*, 24(43):11193–11199, 2018.
- [88] Y Pan and WM Guan. Prediction of new phase and electrochemical properties of Li_2S_2 for the application of li-s batteries. *Inorg. Chem.*, 57(11):6617–6623, 2018.
- [89] Jingxiang Zhao, Yongan Yang, Ram S Katiyar, and Zhongfang Chen. Phosphorene as a promising anchoring material for lithium–sulfur batteries: a computational study. *J. Mater. Chem. A*, 4(16):6124–6130, 2016.
- [90] Xiao Liang, Yverick Rangom, Chun Yuen Kwok, Quan Pang, and Linda F Nazar. Interwoven mxene nanosheet/carbon-nanotube composites as li–s cathode hosts. *Adv. Mater.*, 29(3):1603040, 2017.
- [91] Dewei Rao, Lingyan Zhang, Yunhui Wang, Zhaoshun Meng, Xinye Qian, Jiehua Liu, Xiangqian Shen, Guanjun Qiao, and Ruifeng Lu. Mechanism on the improved performance of lithium sulfur batteries with mxene-based additives. *J. Phys. Chem. C*, 121(21):11047–11054, 2017.
- [92] He Lin, Dong-Dong Yang, Nan Lou, Shun-Guan Zhu, and Hong-Zhen Li. Functionalized titanium nitride-based mxenes as promising host materials for lithium-sulfur batteries: a first principles study. *Ceram. Int.*, 45(2):1588–1594, 2019.
- [93] Na Li, Qiangqiang Meng, Xiaohong Zhu, Zhen Li, Jiale Ma, Changxiong Huang, Jun Song, and Jun Fan. Lattice constant-dependent anchoring effect of mxenes for lithium–sulfur (li–s) batteries: a dft study.

- Nanoscale*, 11(17):8485–8493, 2019.
- [94] Yusheng Wang, Zhuang Ma, Nahong Song, Tianjie Zhang, Qiaoli Zhang, Dapeng Yang, and Fei Wang. Metallic VS₂ monolayer as an anchoring material for lithium-sulfur batteries. *Chem. Phys. Lett.*, 741:137121, 2020.
- [95] Gyu Seong Yi, Eun Seob Sim, and Yong-Chae Chung. Effect of lithium-trapping on nitrogen-doped graphene as an anchoring material for lithium-sulfur batteries: a density functional theory study. *Phys. Chem. Chem. Phys.*, 19(41):28189–28194, 2017.
- [96] Lin Zhang, Pei Liang, Hai B Shu, Xiao L Man, Xiao Q Du, Dong L Chao, Zu G Liu, Yu P Sun, Hou Z Wan, and Hao Wang. Design rules of heteroatom-doped graphene to achieve high performance lithium-sulfur batteries: Both strong anchoring and catalysing based on first principles calculation. *J. Colloid Interface Sci.*, 529:426–431, 2018.
- [97] Tongtong Li, Cheng He, and Wenxue Zhang. A novel porous C₄N₄ monolayer as a potential anchoring material for lithium-sulfur battery design. *J. Mater. Chem. A*, 7(8):4134–4144, 2019.
- [98] Tian-Tian Yu, Peng-Fei Gao, Yang Zhang, and Sheng-Li Zhang. Boron-phosphide monolayer as a potential anchoring material for lithium-sulfur batteries: A first-principles study. *Appl. Surf. Sci.*, 486:281–286, 2019.
- [99] Feng He, Kai Li, Cong Yin, Yingchun Ding, Hao Tang, Ying Wang, and Zhijian Wu. A combined theoretical and experimental study on the oxygenated graphitic carbon nitride as a promising sulfur host for lithium-sulfur batteries. *J. Power Sources*, 373:31–39, 2018.
- [100] Yanping Zheng, Huanhuan Li, Haiyan Yuan, Honghong Fan, Wenliang Li, and Jingping Zhang. Understanding the anchoring effect of Graphene, BN, C₂N and C₃N₄ monolayers for lithium-polysulfides in li-s batteries. *Appl. Surf. Sci.*, 434:596–603, 2018.
- [101] Xiang Chen, Hong-Jie Peng, Rui Zhang, Ting-Zheng Hou, Jia-Qi Huang, Bo Li, and Qiang Zhang. An analogous periodic law for strong anchoring of polysulfides on polar hosts in lithium sulfur batteries: S-or li-binding on first-row transition-metal sulfides? *ACS Energy Lett.*, 2(4):795–801, 2017.
- [102] Li-Chang Yin, Ji Liang, Guang-Min Zhou, Feng Li, Riichiro Saito, and Hui-Ming Cheng. Understanding the interactions between lithium polysulfides and n-doped graphene using density functional theory calculations. *Nano Energy*, 25:203–210, 2016.
- [103] Dewei Rao, Yunhui Wang, Lingyan Zhang, Shanshan Yao, Xinye Qian, Xiaoming Xi, Kesong Xiao, Kaiming Deng, Xiangqian Shen, and Ruifeng Lu. Mechanism of polysulfide immobilization on defective graphene sheets with n-substitution. *Carbon*, 110:207–214, 2016.
- [104] Zonglin Yi, Fangyuan Su, Li Huo, Guangyu Cui, Caili Zhang, Peide Han, Nan Dong, and Chengmeng Chen. New insights into Li₂S₂/Li₂S adsorption on the graphene bearing single vacancy: A dft study. *Appl. Surf. Sci.*, 503:144446, 2020.
- [105] Sara Panahian Jand, Yanxin Chen, and Payam Kaghazchi. Comparative theoretical study of adsorption of lithium polysulfides (Li₂S_x) on pristine and defective graphene. *J. Power Sources*, 308:166–171, 2016.
- [106] Benjie Gong, Xuedan Song, Yantao Shi, Jianhui Liu, and Ce Hao. Understanding the inhibition of the shuttle effect of sulfides (S≤3) in lithium-sulfur batteries by heteroatom-doped graphene: First-principles study. *J. Phys. Chem. C*, 124(6):3644–3649, 2020.
- [107] Kimal Chandula Wasalathilake, Md Roknuzzaman, Kostya Ken Ostrikov, Godwin A Ayoko, and Cheng Yan. Interaction between functionalized graphene and sulfur compounds in a lithium-sulfur battery—a density functional theory investigation. *RSC Adv.*, 8(5):2271–2279, 2018.
- [108] Tianqi Zhang, Zhe Chen, Jingxiang Zhao, and Yihong Ding. Metal-n4/graphene as an efficient anchoring material for lithium-sulfur batteries: A computational study. *Diam. Relat. Mater.*, 90:72–78, 2018.
- [109] Lin Zhang, Pei Liang, Xiao-lei Man, Dan Wang, Jie Huang, Hai-bo Shu, Zu-gang Liu, and Le Wang. Fe, N co-doped graphene as a multi-functional anchor material for lithium-sulfur battery. *J Phys Chem Solids*, 126:280–286, 2019.
- [110] Yangfan Shao, Qian Wang, Liang Hu, Hui Pan, and Xingqiang Shi. BC₂N monolayers as promising anchoring materials for lithium-sulfur batteries: First-principles insights. *Carbon*, 149:530–537, 2019.
- [111] Yu Qie, Junyi Liu, Shuo Wang, Sheng Gong, and Qiang Sun. C₃B monolayer as an anchoring material

- for lithium-sulfur batteries. *Carbon*, 129:38–44, 2018.
- [112] Yuming Zhao and Jingxiang Zhao. Functional group-dependent anchoring effect of titanium carbide-based mxenes for lithium-sulfur batteries: A computational study. *Appl. Surf. Sci.*, 412:591–598, 2017.
- [113] Giuseppe Antonio Elia, Kostiantyn V Kravchyk, Maksym V Kovalenko, Joaquín Chacón, Alex Holland, and Richard GA Wills. An overview and prospective on al and al-ion battery technologies. *J. Power Sources*, 481:228870, 2020.
- [114] Preeti Bhauriyal, Sandeep Das, and Biswarup Pathak. Theoretical insights into the charge and discharge processes in aluminium-sulfur batteries. *J. Phys. Chem. C*, 2020.
- [115] Xingwen Yu, Mathew J Boyer, Gyeong S Hwang, and Arumugam Manthiram. Room-temperature aluminum-sulfur batteries with a lithium-ion-mediated ionic liquid electrolyte. *Chem*, 4(3):586–598, 2018.