

# Measurement of differential and integrated fiducial cross sections for Higgs boson production in the four-lepton decay channel in pp collisions at $\sqrt{s} = 7$ and 8 TeV



## The CMS collaboration

*E-mail:* [cms-publication-committee-chair@cern.ch](mailto:cms-publication-committee-chair@cern.ch)

**ABSTRACT:** Integrated fiducial cross sections for the production of four leptons via the  $H \rightarrow 4\ell$  decays ( $\ell = e, \mu$ ) are measured in pp collisions at  $\sqrt{s} = 7$  and 8 TeV. Measurements are performed with data corresponding to integrated luminosities of  $5.1 \text{ fb}^{-1}$  at 7 TeV, and  $19.7 \text{ fb}^{-1}$  at 8 TeV, collected with the CMS experiment at the LHC. Differential cross sections are measured using the 8 TeV data, and are determined as functions of the transverse momentum and rapidity of the four-lepton system, accompanying jet multiplicity, transverse momentum of the leading jet, and difference in rapidity between the Higgs boson candidate and the leading jet. A measurement of the  $Z \rightarrow 4\ell$  cross section, and its ratio to the  $H \rightarrow 4\ell$  cross section is also performed. All cross sections are measured within a fiducial phase space defined by the requirements on lepton kinematics and event topology. The integrated  $H \rightarrow 4\ell$  fiducial cross section is measured to be  $0.56^{+0.67}_{-0.44}(\text{stat})^{+0.21}_{-0.06}(\text{syst}) \text{ fb}$  at 7 TeV, and  $1.11^{+0.41}_{-0.35}(\text{stat})^{+0.14}_{-0.10}(\text{syst}) \text{ fb}$  at 8 TeV. The measurements are found to be compatible with theoretical calculations based on the standard model.

**KEYWORDS:** Hadron-Hadron scattering, Higgs physics

**ARXIV EPRINT:** [1512.08377](https://arxiv.org/abs/1512.08377)

---

**Contents**

<b>1</b>	<b>Introduction</b>	<b>1</b>
<b>2</b>	<b>The CMS detector and experimental methods</b>	<b>2</b>
<b>3</b>	<b>Data and simulation samples</b>	<b>3</b>
<b>4</b>	<b>Event selection and background modelling</b>	<b>5</b>
<b>5</b>	<b>Fiducial phase space definition</b>	<b>7</b>
<b>6</b>	<b>Measurement methodology</b>	<b>10</b>
<b>7</b>	<b>Systematic uncertainties</b>	<b>13</b>
<b>8</b>	<b>Results</b>	<b>14</b>
<b>9</b>	<b>Summary</b>	<b>20</b>
	<b>The CMS collaboration</b>	<b>27</b>

---

**1 Introduction**

The observation of a new boson consistent with the standard model (SM) Higgs boson [1–6] was reported by the ATLAS and CMS collaborations in 2012 [7, 8]. Subsequent measurements confirmed that the properties of the new boson, such as its couplings and decay width, are indeed consistent with expectations for the SM Higgs boson [9–13] (and references given therein).

In this paper we present measurements of the integrated and differential cross sections for the production of four leptons via the  $H \rightarrow 4\ell$  decays ( $\ell = e, \mu$ ) in pp collisions at centre-of-mass energies of 7 and 8 TeV. All cross sections are measured in a restricted part of the phase space (fiducial phase space) defined to match the experimental acceptance in terms of the lepton kinematics and topological event selection. The  $H \rightarrow 4\ell$  denotes the Higgs boson decay to the four-lepton final state via an intermediate pair of neutral electroweak bosons. A similar study of the Higgs boson production cross section using the  $H \rightarrow 4\ell$  decay channel has already been performed by the ATLAS Collaboration [14], while measurements in the  $H \rightarrow 2\gamma$  decay channel have been reported by both the ATLAS and CMS collaborations [15, 16].

The integrated fiducial cross sections are measured using pp collision data recorded with the CMS detector at the CERN LHC corresponding to integrated luminosities of  $5.1 \text{ fb}^{-1}$  at 7 TeV and  $19.7 \text{ fb}^{-1}$  at 8 TeV. The measurement of the ratio of cross sections

at 7 and 8 TeV is also performed. The differential fiducial cross sections are measured using just the 8 TeV data, due to the limited statistics of the 7 TeV data set. The cross sections are corrected for effects related to detector efficiency and resolution. The fiducial phase space constitutes approximately 42% of the total available phase space, and there is no attempt to extrapolate the measurements to the full phase space. This approach is chosen to reduce the systematic uncertainty associated with the underlying model of the Higgs boson properties and production mechanism. The remaining dependence of each measurement on the model assumptions is determined and quoted as a separate systematic effect. Due to the strong dependence of the cross section times branching fraction on the mass of the Higgs boson ( $m_{\text{H}}$ ) in the region around 125 GeV, the measurements are performed assuming a mass of  $m_{\text{H}} = 125.0$  GeV, as measured by the CMS experiment using the  $\text{H} \rightarrow 4\ell$  and  $\text{H} \rightarrow 2\gamma$  channels [11]. This approach also allows an easier comparison of measurements with the theoretical estimations.

The differential fiducial cross sections are measured as a function of several kinematic observables that are sensitive to the Higgs boson production mechanism: transverse momentum and rapidity of the four-lepton system, transverse momentum of the leading jet, separation in rapidity between the Higgs boson candidate and the leading jet, as well as the accompanying jet multiplicity. In addition, measurements of the  $\text{Z} \rightarrow 4\ell$  fiducial cross section, and of its ratio to the corresponding  $\text{H} \rightarrow 4\ell$  fiducial cross section are also performed using the 8 TeV data. These measurements provide tests of the SM expectations, and important validations of our understanding of the detector response and methodology used for the  $\text{H} \rightarrow 4\ell$  cross section measurement. The results of the  $\text{H} \rightarrow 4\ell$  cross section measurements are compared to theoretical calculations in the SM Higgs sector that offer up to next-to-next-to-leading-order (NNLO) accuracy in perturbative QCD, and up to next-to-leading-order (NLO) accuracy in perturbative electro-weak corrections.

All measurements presented in this paper are based on the experimental techniques used in previous measurements of Higgs boson properties in this final state [17, 18]. These techniques include: algorithms for the online event selection, algorithms for the reconstruction, identification and calibration of electrons, muons and jets, as well as the approaches to the event selection and background estimation.

This paper is organized as follows. The CMS detector and experimental techniques are briefly described in section 2. The data sets and simulated samples used in the analysis are described in section 3. The event selection and background modelling are presented in section 4. The fiducial phase space used for the measurements is defined in section 5, while the procedure for extracting the integrated and differential cross sections is presented in section 6. Section 7 discusses the systematic uncertainties in the measurements. Section 8 presents the results of all measurements and their comparison with the SM-based calculations.

## 2 The CMS detector and experimental methods

The central feature of the CMS apparatus is a superconducting solenoid of 6 m internal diameter, providing a magnetic field of 3.8 T. Within the solenoid volume are a silicon

pixel and strip tracker, a lead tungstate crystal electromagnetic calorimeter, and a brass and scintillator hadron calorimeter, each composed of a barrel and two endcap sections. Forward calorimetry extends the pseudorapidity coverage provided by the barrel and endcap detectors to  $|\eta| < 5$ . Muons are measured in gas-ionization detectors embedded in the steel flux-return yoke outside the solenoid. A more detailed description of the CMS detector, together with a definition of the coordinate system used and the relevant kinematic variables, can be found in ref. [19].

The reconstruction of particles emerging from each collision event is obtained via a particle-flow event reconstruction technique. The technique uses an optimized combination of all information from the CMS sub-detectors to identify and reconstruct individual particles in the collision event [20, 21]. The particles are classified into mutually exclusive categories: charged hadrons, neutral hadrons, photons, muons, and electrons. Jets are reconstructed from the individual particles using the anti- $k_T$  clustering algorithm with a distance parameter of 0.5 [22], as implemented in the FASTJET package [23, 24]. Energy deposits from the multiple pp interactions (pileup) and from the underlying event are subtracted when computing the energy of jets and isolation of reconstructed objects using the FASTJET technique [24–26].

Details on the experimental techniques for the reconstruction, identification, and isolation of electrons, muons and jets, as well as on the efficiencies of these techniques can be found in refs. [21, 27–32]. Details on the procedure used to calibrate the leptons and jets in this analysis can be found in ref. [17].

### 3 Data and simulation samples

The data set analyzed was collected by the CMS experiment in 2011 and 2012, and corresponds to integrated luminosities of  $5.1 \text{ fb}^{-1}$  of 7 TeV collision data and  $19.7 \text{ fb}^{-1}$  of 8 TeV collision data, respectively. The set of triggers used to collect the data set is the same as the one used in previous measurements of Higgs boson properties in four-lepton final states [17, 18].

Descriptions of the SM Higgs boson production in the gluon fusion ( $gg \rightarrow H$ ) process are obtained using the HRES 2.3 [33, 34], POWHEG V2 [35, 36], and POWHEG MINLO HJ [37] generators. The HRES generator is a partonic level Monte Carlo (MC) generator that provides a description of the  $gg \rightarrow H$  process at NNLO accuracy in perturbative QCD and next-to-next-to-leading-logarithmic (NNLL) accuracy in the resummation of soft-gluon effects at small transverse momenta [33, 34]. Since the resummation is inclusive over the QCD radiation recoiling against the Higgs boson, HRES is considered for the estimation of fiducial cross sections that are inclusive in the associated jet activity. The HRES estimations are obtained by choosing the central values for the renormalization and factorization scales to be  $m_H = 125.0 \text{ GeV}$ . The POWHEG generator is a partonic level matrix-element generator that implements NLO perturbative QCD calculations and additionally provides an interface with parton shower programs. It provides a description of the  $gg \rightarrow H$  production in association with zero jets at NLO accuracy. For the purpose of this analysis, it has been tuned using the POWHEG damping factor  $hdump$  of 104.16 GeV, to closely match

the Higgs boson  $p_T$  spectrum in the full phase space, as estimated by the HRES generator. This factor minimises emission of the additional jets in the limit of large  $p_T$ , and enhances the contribution from the Sudakov form factor as  $p_T$  approaches zero [35, 36]. The POWHEG MINLO HJ generator is an extension of the POWHEG V2 generator based on the MINLO prescription [37] for the improved next-to-leading-logarithmic accuracy applied to the  $gg \rightarrow H$  production in association with up to one additional jet. It provides a description of the  $gg \rightarrow H$  production in association with zero jets and one jet at NLO accuracy, and the  $gg \rightarrow H$  production in association with two jets only at the leading-order (LO) accuracy. All the generators used to describe the  $gg \rightarrow H$  process take into account the finite masses of the bottom and top quarks. The description of the SM Higgs boson production in the vector boson fusion (VBF) process is obtained at NLO accuracy using the POWHEG generator. The processes of SM Higgs boson production associated with gauge bosons (VH) or top quark-antiquark pair ( $t\bar{t}H$ ) are described at LO accuracy using PYTHIA 6.4 [38]. The MC samples simulated with these generators are normalized to the inclusive SM Higgs boson production cross sections and branching fractions that correspond to the SM calculations at NNLO and NNLL accuracy, in accordance with the LHC Higgs Cross section Working Group recommendations [39]. The POWHEG samples of the  $gg \rightarrow H$  and VBF processes are used together with the PYTHIA samples of the VH and  $t\bar{t}H$  processes to model the SM signal acceptance in the fiducial phase space and to extract the results of the fiducial cross section measurements following the method described in section 6. These samples, together with the HRES and POWHEG MINLO HJ samples of the alternative description of the  $gg \rightarrow H$  process, are used to compare the measurement results to the SM-based theoretical calculations in section 8.

In order to estimate the dependence of the measurement procedure on the underlying assumption for the Higgs boson production mechanism, we have used the set of MC samples for individual production mechanisms described in the previous paragraph. In addition, in order to estimate the dependence of the measurement on different assumptions of the Higgs boson properties, we have also simulated a range of samples that describe the production and decay of exotic Higgs-like resonances to the four-lepton final state. These include spin-zero, spin-one, and spin-two resonances with anomalous interactions with a pair of neutral gauge bosons ( $ZZ, Z\gamma^*, \gamma^*\gamma^*$ ) described by higher-order operators, as discussed in detail in ref. [18]. All of these samples are generated using the POWHEG generator for the description of NLO QCD effects in the production mechanism, and JHUGEN [40–42] to describe the decay of these exotic resonances to four leptons including all spin correlations.

The MC event samples that are used to estimate the contribution from the background process  $gg \rightarrow ZZ$  are simulated using MCFM 6.7 [43], while the background process  $q\bar{q} \rightarrow 4\ell$  is simulated at NLO accuracy with the POWHEG generator including  $s$ -,  $t$ -, and  $u$ -channel diagrams. For the purpose of the  $Z \rightarrow 4\ell$  cross section measurements, we have also separately modelled contributions from the  $t$ - and  $u$ -channels of the  $q\bar{q} (\rightarrow ZZ^*) \rightarrow 4\ell$  process at NLO accuracy with POWHEG.

All the event generators described above take into account the initial- and final-state QED radiation (FSR) effects which can lead to the presence of additional hard photons in an event. Furthermore, the POWHEG and JHUGEN event generators take into account

interference between all contributing diagrams in the  $H \rightarrow 4\ell$  process, including those related to the permutations of identical leptons in the  $4e$  and  $4\mu$  final states. In the case of the LO, NLO, and NNLO generators, the sets of parton distribution functions (PDF) CTEQ6L [44], CT10 [45], and MSTW2008 [46] are used, respectively.

All generated events are interfaced with PYTHIA 6.4.26 Tune Z2\* to simulate the effects of the parton shower, multi-parton interactions, and hadronization. The PYTHIA 6.4.26 Z2\* tune is derived from the Z1 tune [47], which uses the CTEQ5L parton distribution set, whereas Z2\* adopts CTEQ6L [48]. The HRES generator does not provide an interface with programs that can simulate the effects of hadronization and multi-parton interactions. In order to account for these effects in the HRES estimations, the HRES generator is used to first reweight the POWHEG+JHUGEN events simulated without multi-parton interaction and hadronization effects in a phase space that is slightly larger than the fiducial phase space. After that, the multi-parton interaction and hadronization effects are simulated using PYTHIA and the reweighted POWHEG+JHUGEN events. The reweighting is performed separately for each observable of interest for the differential, as well as for the integrated cross section measurements. This procedure effectively adds the non-perturbative effects to the HRES partonic level estimations.

The generated events are processed through a detailed simulation of the CMS detector based on GEANT4 [49, 50] and are reconstructed with the same algorithms that are used for data analysis. The pileup interactions are included in simulations to match the distribution of the number of interactions per LHC bunch crossing observed in data. The average number of pileup interactions is measured to be approximately 9 and 21 in the 7 and 8 TeV data sets, respectively.

The selection efficiency in all the simulated samples is rescaled to correct for residual differences in lepton selection efficiencies in data and simulation. This correction is based on the total lepton selection efficiencies measured in inclusive samples of Z boson events in simulation and data using a “tag-and-probe” method [29], separately for 7 and 8 TeV collisions. More details can be found in ref. [17].

## 4 Event selection and background modelling

The measurements presented in this paper are based on the event selection used in the previous measurements of Higgs boson properties in this final state [17, 18]. Events are selected online requiring the presence of a pair of electrons or muons, or a triplet of electrons. Triggers requiring an electron and a muon are also used. The minimum  $p_T$  of the leading and subleading lepton are 17 and 8 GeV, respectively, for the double-lepton triggers, while they are 15, 8 and 5 GeV for the triple-electron trigger. Events with at least four well identified and isolated electrons or muons are then selected offline, if they are compatible with being produced at the primary vertex. The primary vertex is selected to be the one with the highest sum of  $p_T^2$  of associated tracks. Among all same-flavour and opposite-sign (SFOS) lepton pairs in the event, the one with an invariant mass closest to the nominal Z boson mass is denoted  $Z_1$  and retained if its mass,  $m(Z_1)$ , satisfies  $40 \leq m(Z_1) \leq 120$  GeV. The remaining leptons are considered and the presence of a second  $\ell^+\ell^-$  pair, denoted

$Z_2$ , is required with condition  $12 \leq m(Z_2) \leq 120$  GeV. If more than one  $Z_2$  candidate satisfies all criteria, the pair of leptons with the largest sum of the transverse momenta magnitudes,  $\Sigma|p_T|$ , is chosen. Among the four selected leptons  $\ell_i$  ( $i = 1 \dots 4$ ) forming the  $Z_1$  and  $Z_2$  candidates, at least one lepton should have  $p_T \geq 20$  GeV, another one  $p_T \geq 10$  GeV, and any opposite-charge pair of leptons  $\ell_i^+$  and  $\ell_j^-$ , irrespective of flavor, must satisfy  $m(\ell_i^+ \ell_j^-) \geq 4$  GeV. The algorithm to recover the photons from the FSR uses the same procedure as described in ref. [17].

In the analysis, the presence of jets is only used to determine the differential cross section measurements as a function of jet-related observables. Jets are selected if they satisfy  $p_T \geq 30$  GeV and  $|\eta| \leq 4.7$ , and are required to be separated from the lepton candidates and from identified FSR photons by  $\Delta R \equiv \sqrt{(\Delta\eta)^2 + (\Delta\phi)^2} > 0.5$  (where  $\phi$  is the azimuthal angle in radians) [17].

After the event selection is applied, the dominant contribution to the irreducible background for the  $H \rightarrow 4\ell$  process originates from the  $ZZ$  production via the  $q\bar{q}$  annihilation, while the subdominant contribution arises from the  $ZZ$  production via gluon fusion. In those processes, at least one of the intermediate  $Z$  bosons is not on-shell. The reducible backgrounds mainly arise from the processes where parts of intrinsic jet activity are misidentified as an electron or a muon, such as: production of  $Z$  boson in association with jets, production of a  $ZW$  boson pair in association with jets, and the  $t\bar{t}$  pair production. Hereafter, this background is denoted as  $Z+X$ . The other background processes have negligible contribution.

In the case of the  $H \rightarrow 4\ell$  cross section measurements, the irreducible  $q\bar{q} \rightarrow ZZ$  and  $gg \rightarrow ZZ$  backgrounds are evaluated from simulation based on generators discussed in section 3, following ref. [17]. In the case of the  $gg \rightarrow ZZ$  background, the LO cross section of  $gg \rightarrow ZZ$  is corrected via a  $m_{4\ell}$  dependent k-factor, as recommended in the study of ref. [51].

The reducible background ( $Z+X$ ) is evaluated using the method based on lepton misidentification probabilities and control regions in data, following the procedure described in ref. [17]. In the case of the integrated  $H \rightarrow 4\ell$  cross section measurement, the shape of the  $m_{4\ell}$  distribution for the reducible background is obtained by fitting the  $m_{4\ell}$  with empirical analytical functional forms presented in ref. [17]. In the case of the differential  $H \rightarrow 4\ell$  measurements, the shapes of the reducible background are obtained from the control regions in data in the form of template functions, separately for each bin of the considered observable. The template functions are prepared following a procedure described in the spin-parity studies presented in refs. [17, 18].

The number of estimated signal and background events for the  $H \rightarrow 4\ell$  measurement, as well as the number of observed candidates after the final inclusive selection in data in the mass region  $105 < m_{4\ell} < 140$  GeV are given in table 1, separately for 7 and 8 TeV.

In part of the  $m_{4\ell}$  spectrum below 100 GeV, the dominant contribution arises from the resonant  $Z \rightarrow 4\ell$  production ( $s$ -channel of the  $q\bar{q} \rightarrow 4\ell$  process via the  $Z$  boson exchange). The sub-dominant contributions arise from the corresponding  $t$ - and  $u$ -channels of the  $q\bar{q} \rightarrow 4\ell$  process, from the reducible background processes ( $Z+X$ ), as well as from the  $gg \rightarrow ZZ$  background. In the case of the  $Z \rightarrow 4\ell$  measurements, contributions from  $s$ -,  $t$ -,

Channel	4e	4 $\mu$	2e2 $\mu$
5.1 fb <sup>-1</sup> (7 TeV)			
q $\bar{q}$ $\rightarrow$ ZZ	0.8 $\pm$ 0.1	1.8 $\pm$ 0.1	2.2 $\pm$ 0.3
Z + X	0.3 $\pm$ 0.1	0.2 $\pm$ 0.1	1.0 $\pm$ 0.3
gg $\rightarrow$ ZZ	0.03 $\pm$ 0.01	0.06 $\pm$ 0.02	0.07 $\pm$ 0.02
Total background expected	1.2 $\pm$ 0.1	2.1 $\pm$ 0.1	3.4 $\pm$ 0.4
H $\rightarrow$ 4 $\ell$ ( $m_H = 125.0$ GeV)	0.7 $\pm$ 0.1	1.2 $\pm$ 0.1	1.7 $\pm$ 0.3
Observed	1	3	6
19.7 fb <sup>-1</sup> (8 TeV)			
q $\bar{q}$ $\rightarrow$ ZZ	3.0 $\pm$ 0.4	7.6 $\pm$ 0.5	9.0 $\pm$ 0.7
Z + X	1.5 $\pm$ 0.3	1.2 $\pm$ 0.5	4.2 $\pm$ 1.1
gg $\rightarrow$ ZZ	0.2 $\pm$ 0.1	0.4 $\pm$ 0.1	0.5 $\pm$ 0.1
Total background expected	4.8 $\pm$ 0.7	9.2 $\pm$ 0.7	13.7 $\pm$ 1.3
H $\rightarrow$ 4 $\ell$ ( $m_H = 125.0$ GeV)	2.9 $\pm$ 0.4	5.6 $\pm$ 0.7	7.3 $\pm$ 0.9
Observed	9	15	15

**Table 1.** The number of estimated background and signal events, as well as the number of observed candidates, after final inclusive selection in the range  $105 < m_{4\ell} < 140$  GeV, used in the H  $\rightarrow$  4 $\ell$  measurements. Signal and ZZ background are estimated from simulations, while the Z + X background is evaluated using control regions in data.

and  $u$ -diagrams of the  $q\bar{q} \rightarrow 4\ell$  process (and their interference), and contribution of the  $gg \rightarrow ZZ$  process are estimated from simulation. The Z + X background is evaluated using control regions in data following an identical procedure as the one described above. The expected number of events arising from the  $s$ -channel of the  $q\bar{q} \rightarrow 4\ell$  process is  $57.4 \pm 0.3$ , from all other SM processes is  $3.6 \pm 0.5$ , and 72 candidate events are observed after the final inclusive selection in 8 TeV data in the mass region  $50 < m_{4\ell} < 105$  GeV.

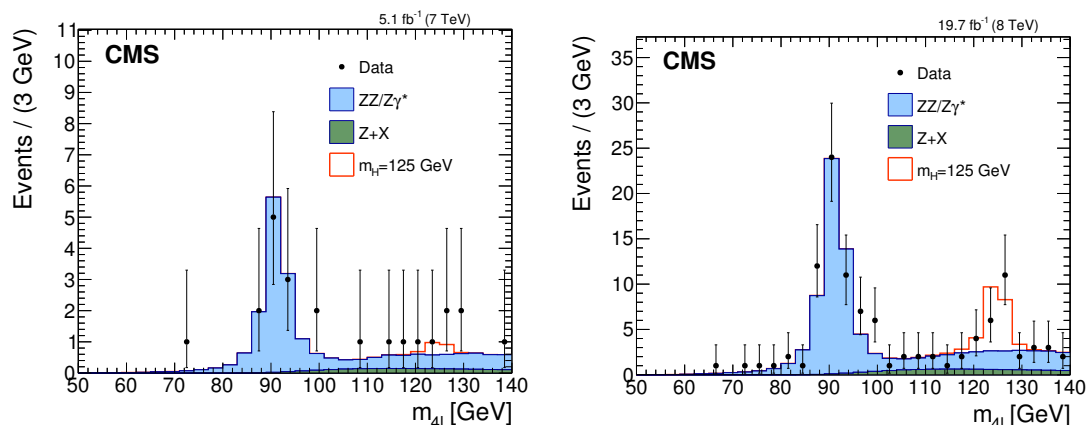
The reconstructed four-lepton invariant mass distributions in the region of interest for the H  $\rightarrow$  4 $\ell$  and Z  $\rightarrow$  4 $\ell$  measurements ( $50 < m_{4\ell} < 140$  GeV) are shown in figure 1 for the 7 and 8 TeV data sets, and compared to the SM expectations.

## 5 Fiducial phase space definition

The acceptance and selection efficiency for the H  $\rightarrow$  4 $\ell$  decays can vary significantly between different Higgs boson production mechanisms and different exotic models of Higgs boson properties. In processes with large jet activity (such as the  $t\bar{t}H$  production), or with low invariant mass of the second lepton pair (such as H  $\rightarrow$  Z $\gamma^*(\gamma^*\gamma^*) \rightarrow$  4 $\ell$  processes), or with the H  $\rightarrow$  4 $\ell$  kinematics different from the SM estimation (such as exotic Higgs-like spin-one models), the inclusive acceptance of signal events can differ by up to 70% from the inclusive acceptance estimated for SM H  $\rightarrow$  4 $\ell$  decays.

In order to minimise the dependence of the measurement on the specific model assumed for Higgs boson production and properties, the fiducial phase space for the H  $\rightarrow$  4 $\ell$  cross section measurements is defined to match as closely as possible the experimental accep-





**Figure 1.** Distributions of the  $m_{4\ell}$  observable in 7 TeV (left) and 8 TeV (right) data, as well as expectations for the SM Higgs boson ( $m_H = 125.0$  GeV) and other contributing SM processes, including resonant  $Z \rightarrow 4\ell$  decays.

tance defined by the reconstruction-level selection. This includes the definition of selection observables and selection requirements, as well as the definition of the algorithm for the topological event selection.

The fiducial phase space is defined using the leptons produced in the hard scattering, before any FSR occurs. This choice is motivated by the fact that the recovery of the FSR photons is explicitly performed at the reconstruction level. In the case of differential measurements as a function of jet-related observables, jets are reconstructed from the individual stable particles, excluding neutrinos and muons, using the anti- $k_t$  clustering algorithm with a distance parameter of 0.5. Jets are considered if they satisfy  $p_T \geq 30$  GeV and  $|\eta| \leq 4.7$ .

The fiducial phase space requires at least four leptons (electrons, muons), with at least one lepton having  $p_T > 20$  GeV, another lepton having  $p_T > 10$  GeV, and the remaining electrons and muons having  $p_T > 7$  GeV and  $p_T > 5$  GeV respectively. All electrons and muons must have pseudorapidity  $|\eta| < 2.5$  and  $|\eta| < 2.4$ , respectively. In addition, each lepton must satisfy an isolation requirement computed using the  $p_T$  sum of all stable particles within  $\Delta R < 0.4$  distance from that lepton. The  $p_T$  sum excludes any neutrinos, as well as any photon or stable lepton that is a daughter of the lepton for which the isolation sum is being computed. The ratio of this sum and the  $p_T$  of the considered lepton must be less than 0.4, in line with the requirement on the lepton isolation at the reconstruction level [17]. The inclusion of isolation is an important step in the fiducial phase space definition as it reduces significantly the differences in signal selection efficiency between different signal models. It has been verified in simulation that the signal selection efficiency differs by up to 45% between different models if the lepton isolation requirement is not included. This is especially pronounced in case of large associated jet activity as in the case of  $t\bar{t}H$  production mode. Exclusion of neutrinos and FSR photons from the computation of the isolation sum brings the definition of the fiducial phase space closer to the reconstruction level, and improves the model independence of the signal selection efficiency by an additional few percent.

Requirements for the $H \rightarrow 4\ell$ fiducial phase space	
Lepton kinematics and isolation	
Leading lepton $p_T$	$p_T > 20$ GeV
Sub-leading lepton $p_T$	$p_T > 10$ GeV
Additional electrons (muons) $p_T$	$p_T > 7$ (5) GeV
Pseudorapidity of electrons (muons)	$ \eta  < 2.5$ (2.4)
Sum of scalar $p_T$ of all stable particles within $\Delta R < 0.4$ from lepton	$< 0.4p_T$
Event topology	
Existence of at least two SFOS lepton pairs, where leptons satisfy criteria above	
Inv. mass of the $Z_1$ candidate	$40 < m(Z_1) < 120$ GeV
Inv. mass of the $Z_2$ candidate	$12 < m(Z_2) < 120$ GeV
Distance between selected four leptons	$\Delta R(\ell_i \ell_j) > 0.02$
Inv. mass of any opposite-sign lepton pair	$m(\ell_i^+ \ell_j^-) > 4$ GeV
Inv. mass of the selected four leptons	$105 < m_{4\ell} < 140$ GeV

**Table 2.** Summary of requirements and selections used in the definition of the fiducial phase space for the  $H \rightarrow 4\ell$  cross section measurements. For measurements of the  $Z \rightarrow 4\ell$  cross section and the ratio of the  $H \rightarrow 4\ell$  and  $Z \rightarrow 4\ell$  cross sections, the requirement on the invariant mass of the selected four leptons is modified accordingly. More details, including the exact definition of the stable particles and lepton isolation, as well as  $Z_1$  and  $Z_2$  candidates, can be found in the text.

Furthermore, an algorithm for a topological selection closely matching the one at the reconstruction level is applied as part of the fiducial phase space definition. At least two SFOS lepton pairs are required, and all SFOS lepton pairs are used to form Z boson candidates. The SFOS pair with invariant mass closest to the nominal Z boson mass (91.188 GeV) is taken as the first Z boson candidate (denoted as  $Z_1$ ). The mass of the  $Z_1$  candidate must satisfy  $40 < m(Z_1) < 120$  GeV. The remaining set of SFOS pairs are used to form the second Z boson candidate (denoted as  $Z_2$ ). In events with more than one  $Z_2$  candidate, the SFOS pair with the largest sum of the transverse momenta magnitudes,  $\Sigma|p_T|$ , is chosen. The mass of the  $Z_2$  candidate must satisfy  $12 < m(Z_2) < 120$  GeV. Among the four selected leptons, any pair of leptons  $\ell_i$  and  $\ell_j$  must satisfy  $\Delta R(\ell_i \ell_j) > 0.02$ . Similarly, of the four selected leptons, the invariant mass of any opposite-sign lepton pair must satisfy  $m(\ell_i^+ \ell_j^-) > 4$  GeV. Finally, the invariant mass of the Higgs boson candidate must satisfy  $105 < m_{4\ell} < 140$  GeV. The requirement on the  $m_{4\ell}$  is important as the off-shell production cross section in the dominant gluon fusion production mode is sizeable and can amount up to a few percent of the total cross section [52]. All the requirements and selections used in the definition of the fiducial phase space are summarised in table 2.

It has been verified in simulation that the reconstruction efficiency for events originating from the fiducial phase space defined in this way only weakly depends on the Higgs boson properties and production mechanism. The systematic effect associated with the remaining model dependence is extracted and quoted separately, considering a wide range of alternative Higgs boson models, as described in section 7. The fraction of signal events

Signal process	$\mathcal{A}_{\text{fid}}$	$\epsilon$	$f_{\text{nonfid}}$	$(1 + f_{\text{nonfid}})\epsilon$
Individual Higgs boson production modes				
gg $\rightarrow$ H (POWHEG+JHUGEN)	$0.422 \pm 0.001$	$0.647 \pm 0.002$	$0.053 \pm 0.001$	$0.681 \pm 0.002$
VBF (POWHEG)	$0.476 \pm 0.003$	$0.652 \pm 0.005$	$0.040 \pm 0.002$	$0.678 \pm 0.005$
WH (PYTHIA)	$0.342 \pm 0.002$	$0.627 \pm 0.003$	$0.072 \pm 0.002$	$0.672 \pm 0.003$
ZH (PYTHIA)	$0.348 \pm 0.003$	$0.634 \pm 0.004$	$0.072 \pm 0.003$	$0.679 \pm 0.005$
t $\bar{t}$ H (PYTHIA)	$0.250 \pm 0.003$	$0.601 \pm 0.008$	$0.139 \pm 0.008$	$0.685 \pm 0.010$
Some characteristic models of a Higgs-like boson with exotic decays and properties				
q $\bar{q}$ $\rightarrow$ H( $J^{CP} = 1^-$ ) (JHUGEN)	$0.238 \pm 0.001$	$0.609 \pm 0.002$	$0.054 \pm 0.001$	$0.642 \pm 0.002$
q $\bar{q}$ $\rightarrow$ H( $J^{CP} = 1^+$ ) (JHUGEN)	$0.283 \pm 0.001$	$0.619 \pm 0.002$	$0.051 \pm 0.001$	$0.651 \pm 0.002$
gg $\rightarrow$ H $\rightarrow$ Z $\gamma^*$ (JHUGEN)	$0.156 \pm 0.001$	$0.622 \pm 0.002$	$0.073 \pm 0.001$	$0.667 \pm 0.002$
gg $\rightarrow$ H $\rightarrow$ $\gamma^*\gamma^*$ (JHUGEN)	$0.188 \pm 0.001$	$0.629 \pm 0.002$	$0.066 \pm 0.001$	$0.671 \pm 0.002$

**Table 3.** The fraction of signal events within the fiducial phase space (acceptance  $\mathcal{A}_{\text{fid}}$ ), reconstruction efficiency ( $\epsilon$ ) for signal events from within the fiducial phase space, and ratio of reconstructed events which are from outside the fiducial phase space to reconstructed events which are from within the fiducial phase space ( $f_{\text{nonfid}}$ ). Values are given for characteristic signal models assuming  $m_{\text{H}} = 125.0 \text{ GeV}$ ,  $\sqrt{s} = 8 \text{ TeV}$ , and the uncertainties include only the statistical uncertainties due to the finite number of events in MC simulation. In case of the first seven signal models, decays of the Higgs-like boson to four leptons proceed according to SM via the  $\text{H} \rightarrow \text{ZZ}^* \rightarrow 4\ell$  process. Definition of signal excludes events where at least one reconstructed lepton originates from associated vector bosons or jets. The factor  $(1 + f_{\text{nonfid}})\epsilon$  is discussed in section 6.

within the fiducial phase space  $\mathcal{A}_{\text{fid}}$ , and the reconstruction efficiency  $\epsilon$  for signal events within the fiducial phase space for individual SM production modes and exotic signal models are listed in table 3.

It should be noted that the cross section is measured for the process of resonant production of four leptons via the  $\text{H} \rightarrow 4\ell$  decays. This definition excludes events where at least one reconstructed lepton originates from associated vector bosons or jets, and not from the  $\text{H} \rightarrow 4\ell$  decays. Those events present a broad  $m_{4\ell}$  distribution, whose exact shape depends on the production mode, and are treated as a combinatorial signal-induced background in the measurement procedure. This approach provides a simple measurement procedure with a substantially reduced signal model dependence. More details are discussed in section 6.

In the case of the independent measurement of the  $\text{Z} \rightarrow 4\ell$  fiducial cross section, the fiducial phase space is defined in the analogous way, with the difference that the invariant mass of the  $4\ell$  candidate for the Z boson must satisfy  $50 < m_{4\ell} < 105 \text{ GeV}$ . In the case of the measurement of the ratio of the  $\text{H} \rightarrow 4\ell$  and  $\text{Z} \rightarrow 4\ell$  cross sections, the mass window of  $50 < m_{4\ell} < 140 \text{ GeV}$  is used.

## 6 Measurement methodology

The aim is to determine the integrated and differential cross sections within the fiducial phase space, corrected for the effects of limited detection efficiencies, resolution, and

known systematic biases. In order to achieve this goal, we estimate those effects using simulation and include them in the parameterization of the expected  $m_{4\ell}$  spectra at the reconstruction level. We then perform a maximum likelihood fit of the signal and background parameterizations to the observed  $4\ell$  mass distribution,  $N_{\text{obs}}(m_{4\ell})$ , and directly extract the fiducial cross sections of interest ( $\sigma_{\text{fid}}$ ) from the fit. In this approach all systematic uncertainties are included in the form of nuisance parameters, which are effectively integrated out in the fit procedure. The results of measurements are obtained using an asymptotic approach [53] with the test statistics based on the profile likelihood ratio [54]. The coverage of the quoted intervals obtained with this approach has been verified for a subset of results using the Feldman-Cousins method [55]. The maximum likelihood fit is performed simultaneously in all final states and in all bins of the observable considered in the measurement, assuming a Higgs boson mass of  $m_{\text{H}} = 125.0$  GeV. The integrated cross section measurement is treated as a special case with a single bin. This implementation of the procedure for the unfolding of the detector effects from the observed distributions is different from the implementations commonly used in the experimental measurements, such as those discussed in ref. [56], where signal extraction and unfolding are performed in two separate steps. It is similar to the approach adopted in ref. [16].

The shape of the resonant signal contribution,  $\mathcal{P}_{\text{res}}(m_{4\ell})$ , is described by a double-sided Crystal Ball function as detailed in ref. [17], with a normalization proportional to the fiducial cross section  $\sigma_{\text{fid}}$ . The shape of the combinatorial signal contribution,  $\mathcal{P}_{\text{comb}}(m_{4\ell})$ , from events where at least one of the four leptons does not originate from the  $\text{H} \rightarrow 4\ell$  decay, is empirically modelled by a Landau distribution whose shape parameters are constrained in the fit to be within a range determined from simulation. The remaining freedom in these parameters results in an additional systematic uncertainty on the measured cross sections. This contribution is treated as a background and hereafter we refer to this contribution as the “combinatorial signal” contribution. This component in the mass range  $105 < m_{4\ell} < 140$  GeV amounts to about 4%, 18%, and 22% for WH, ZH, and  $\text{t}\bar{\text{t}}\text{H}$  production modes, respectively.

An additional resonant signal contribution from events that do not originate from the fiducial phase space can arise due to detector effects that cause differences between the quantities used for the fiducial phase space definition, such as the lepton isolation, and the analogous quantities used for the event selection. This contribution is also treated as background, and hereafter we refer to this contribution as the “nonfiducial signal” contribution. It has been verified in simulation that the shape of these events is identical to the shape of the resonant fiducial signal and, in order to minimise the model dependence of the measurement, its normalization is fixed to be a fraction of the fiducial signal component. The value of this fraction, which we denote by  $f_{\text{nonfid}}$ , has been determined from simulation for each of the studied signal models, and it varies from  $\sim 5\%$  for the  $\text{gg} \rightarrow \text{H}$  production to  $\sim 14\%$  for the  $\text{t}\bar{\text{t}}\text{H}$  production mode. The variation of this fraction between different signal models is included in the model dependence estimation. The value of  $f_{\text{nonfid}}$  for different signal models is shown in table 3.

In order to compare with the theoretical estimations, the measurement needs to be corrected for limited detector efficiency and resolution effects. The efficiency for an event

passing the fiducial phase space selection to pass the reconstruction selection is measured using signal simulation samples and corrected for residual differences between data and simulation, as briefly described in section 3 and detailed in ref. [17]. It is determined from simulations that this efficiency for the  $gg \rightarrow H$  process is about 65% inclusively, and that it can vary relative to the  $gg \rightarrow H$  process by up to  $\sim 7\%$  in other signal models, as shown in table 3. The largest deviations from the overall efficiency that correspond to the SM Higgs boson are found to be from  $t\bar{t}H$  production, the  $H \rightarrow Z\gamma^* \rightarrow 4\ell$  process, and exotic Higgs-like spin-one models.

In the case of the differential cross section measurements, the finite efficiencies and resolution effects are encoded in a detector response matrix that describes how events migrate from a given observable bin at the fiducial level to a given bin at the reconstruction level. This matrix is diagonally dominant for the jet inclusive observables, but has sizeable off-diagonal elements for the observables involving jets. In the case of the jet multiplicity measurement the next-to-diagonal elements range from 3% to 21%, while in the case of other observables these elements are typically of the order of 1–2%.

Following the models for signal and background contributions described above, the number of expected events in each final state  $f$  and in each bin  $i$  of a considered observable is expressed as a function of  $m_{4\ell}$  given by:

$$\begin{aligned}
 N_{\text{obs}}^{f,i}(m_{4\ell}) &= N_{\text{fid}}^{f,i}(m_{4\ell}) + N_{\text{nonfid}}^{f,i}(m_{4\ell}) + N_{\text{comb}}^{f,i}(m_{4\ell}) + N_{\text{bkd}}^{f,i}(m_{4\ell}) \\
 &= \sum_j \epsilon_{i,j}^f \left( 1 + f_{\text{nonfid}}^{f,i} \right) \sigma_{\text{fid}}^{f,j} \mathcal{L} \mathcal{P}_{\text{res}}(m_{4\ell}) \\
 &\quad + N_{\text{comb}}^{f,i} \mathcal{P}_{\text{comb}}(m_{4\ell}) + N_{\text{bkd}}^{f,i} \mathcal{P}_{\text{bkd}}(m_{4\ell}).
 \end{aligned}
 \tag{6.1}$$

The components  $N_{\text{fid}}^{f,i}(m_{4\ell})$ ,  $N_{\text{nonfid}}^{f,i}(m_{4\ell})$ ,  $N_{\text{comb}}^{f,i}(m_{4\ell})$ , and  $N_{\text{bkd}}^{f,i}(m_{4\ell})$  represent the resonant fiducial signal, resonant nonfiducial signal, combinatorial contribution from fiducial signal, and background contributions in bin  $i$  as functions of  $m_{4\ell}$ , respectively. Similarly, the  $\mathcal{P}_{\text{res}}(m_{4\ell})$ ,  $\mathcal{P}_{\text{comb}}(m_{4\ell})$  and  $\mathcal{P}_{\text{bkd}}(m_{4\ell})$  are the corresponding probability density functions for the resonant (fiducial and nonfiducial) signal, combinatorial signal, and background contributions. The  $\epsilon_{i,j}^f$  represents the detector response matrix that maps the number of expected events in a given observable bin  $j$  at the fiducial level to the number of expected events in the bin  $i$  at the reconstruction level. The  $f_{\text{nonfid}}^i$  fraction describes the ratio of the nonfiducial and fiducial signal contribution in bin  $i$  at the reconstruction level. The parameter  $\sigma_{\text{fid}}^{f,j}$  is the signal cross section for the final state  $f$  in bin  $j$  of the fiducial phase space.

To extract the  $4\ell$  fiducial cross-sections,  $\sigma_{\text{fid}}^{4\ell,j}$ , in all bins  $j$  of a considered observable, an unbinned likelihood fit is performed simultaneously for all bins  $i$  at reconstruction level on the mass distributions of the three final states  $4e$ ,  $4\mu$ , and  $2e2\mu$ , using eq. (6.1). In each bin  $j$  of the fiducial phase space the fitted parameters are  $\sigma_{\text{fid}}^{4\ell,j}$ , the sum of the three final state cross-sections, and two remaining degrees of freedom for the relative contributions of the three final states.

The inclusive values of the factor  $(1 + f_{\text{nonfid}})\epsilon$  from eq. (6.1) are shown in table 3 for different signal production modes and different exotic models. The relatively weak

dependence of this factor on the exact signal model is a consequence of the particular definition of the fiducial phase space introduced in section 5, and enables a measurement with a very small dependence on the signal model.

In the case of the simultaneous fit for the  $H \rightarrow 4\ell$  signal in 7 and 8 TeV data sets, and the measurement of the ratio of the  $H \rightarrow 4\ell$  cross sections at 7 and 8 TeV, the procedure described above is generalised to include two separate signals. The parameters extracted simultaneously from the measurement are the 8 TeV fiducial cross section, and ratio of 7 TeV and 8 TeV fiducial cross sections.

In the case of the  $Z \rightarrow 4\ell$  cross section measurements, the definition of the fiducial phase space and statistical procedure are analogous to the ones used for the  $H \rightarrow 4\ell$  cross section measurements with the Z boson mass fixed to the PDG value of  $m_Z = 91.188$  GeV [57].

Similarly, in the case of the simultaneous fit for the  $H \rightarrow 4\ell$  and  $Z \rightarrow 4\ell$  signals, and the measurement of the ratio of the  $H \rightarrow 4\ell$  and  $Z \rightarrow 4\ell$  cross sections, the procedure described above is generalised to include two separate signals. The parameters extracted simultaneously from this measurement are the  $H \rightarrow 4\ell$  fiducial cross section, and ratio of the  $H \rightarrow 4\ell$  and  $Z \rightarrow 4\ell$  fiducial cross sections. Furthermore, this measurement is performed in two scenarios. In the first scenario, we fix the Higgs boson mass to  $m_H = 125.0$  GeV and the Z boson mass to its PDG value. Results of measurements obtained in this scenario are reported in section 8. In the second scenario, we allow the masses of the two resonances to vary, and we fit for the mass of the Higgs boson  $m_H$  and the mass difference between the two bosons  $\Delta m = m_H - m_Z$ . This scenario allows for an additional reduction of the systematic uncertainties related to the lepton momentum scale determination, and provides an additional validation of the measurement methodology.

## 7 Systematic uncertainties

Experimental systematic uncertainties in the parameterization of the signal and the irreducible background processes due to the trigger and combined lepton reconstruction, identification, and isolation efficiencies are evaluated from data and found to be in the range 4–10% [17]. Theoretical uncertainties in the irreducible background rates are estimated by varying the QCD renormalization and factorization scales, and the PDF set following the PDF4LHC recommendations [45, 58–60]. These are found to be 4.5% and 25% for the  $q\bar{q} \rightarrow ZZ$  and  $gg \rightarrow ZZ$  backgrounds, respectively [17]. The systematic uncertainties in the reducible background estimate for the  $4e$ ,  $4\mu$ , and  $2e2\mu$  final states are determined to be 20%, 40%, and 25%, respectively [17]. In the case of the differential measurements, uncertainties in the irreducible background rates are computed for each bin, while uncertainties in the reducible background rates are assumed to be identical in all bins of the considered observable. The absolute integrated luminosity of the pp collisions at 7 and 8 TeV has been determined with a relative precision of 2.2% [61] and 2.6% [62], respectively. For all cross section measurements, an uncertainty in the resolution of the signal mass peak of 20% is included in the signal determination [17].

When measuring the differential cross section as a function of the jet multiplicity, the systematic uncertainty in the jet energy scale is included as fully correlated between the

signal and background estimations. This uncertainty ranges from 3% for low jet multiplicity bins to 12% for the highest jet multiplicity bin for the signal, and from 2% to 16% for background. The uncertainties related to the jet identification efficiency and the jet energy resolution are found to be negligible with respect to the jet energy scale systematic uncertainty.

The underlying assumption on the signal model used to extract the fiducial cross sections introduces an additional systematic effect on the measurement result. This effect is estimated by extracting the fiducial cross sections from data assuming a range of alternative signal models. The alternative models include models with an arbitrary fraction of the SM Higgs boson production modes, models of Higgs-like resonances with anomalous interactions with a pair of neutral gauge bosons, or models of Higgs-like resonances with exotic decays to the four-lepton final state. These exotic models are briefly introduced in section 3 and detailed in ref. [18]. The largest deviation between the fiducial cross sections measured assuming these alternative signal models and the fiducial cross section measured under the SM Higgs boson assumption is quoted as the systematic effect associated with the model dependence. If we neglect the existing experimental constraints [11, 18] on the exotic signal models, the effect is found to be up to 7% in all reported measurements, except in the case of the jet multiplicity differential measurement where in some bins the effect can be as large as 25%. If we impose experimental constraints [11, 18] on the allowed exotic signal models, the systematic effect associated with the model dependence reduces to 3-5% for the jet multiplicity differential measurement, and it is smaller than 1% for the other measurements. The more conservative case which does not take into account existing experimental constraints is used to report a separate systematic uncertainty due to the model dependence.

The effect on the cross section measurement due to  $m_H$  being fixed in the fit procedure is estimated from simulation to be about 1%. The additional uncertainty due to this effect is negligible with respect to the other systematic uncertainties, and is not included in the measurements. The overview of the main systematic effects in the case of the  $H \rightarrow 4\ell$  measurements is presented in table 4.

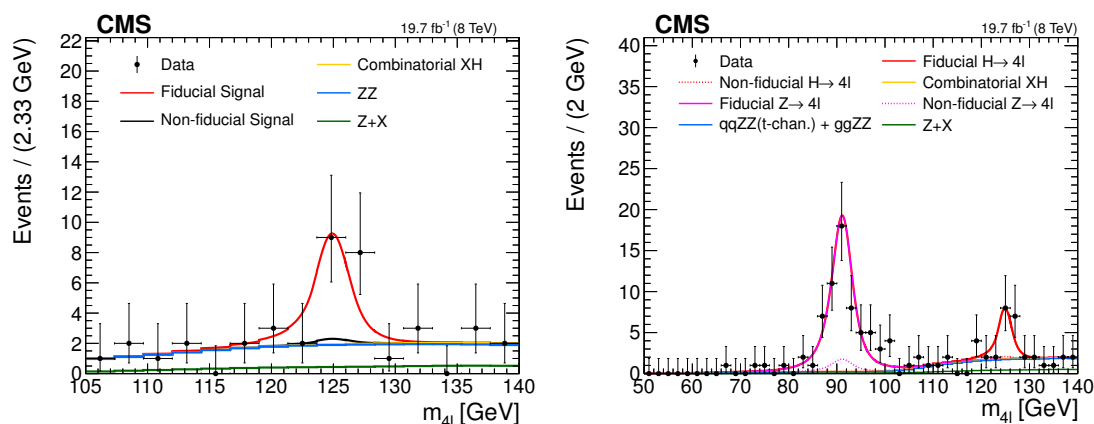
## 8 Results

The result of the maximum likelihood fit to the signal and background  $m_{4\ell}$  spectra in data collected at  $\sqrt{s} = 8$  TeV, used to extract the integrated  $H \rightarrow 4\ell$  fiducial cross section for the  $m_{4\ell}$  range from 105 to 140 GeV, is shown in figure 2 (left). Similarly, the result of the maximum likelihood fit for the  $H \rightarrow 4\ell$  and  $Z \rightarrow 4\ell$  contributions to the inclusive  $m_{4\ell}$  spectra in the range from 50 to 140 GeV is shown in figure 2 (right).

Individual measurements of integrated  $H \rightarrow 4\ell$  fiducial cross sections at 7 and 8 TeV, performed in the  $m_{4\ell}$  range from 105 to 140 GeV, are presented in table 5 and figure 3. The central values of the measurements are obtained assuming the SM Higgs boson signal with  $m_H = 125.0$  GeV, modelled by the POWHEG+JHUGEN for the  $gg \rightarrow H$  contribution, POWHEG for the VBF contribution, and PYTHIA for the  $VH + t\bar{t}H$  contribu-

Summary of relative systematic uncertainties	
Common experimental uncertainties	
Luminosity	2.2% (7 TeV), 2.6% (8 TeV)
Lepton identification/reconstruction efficiencies	4–10%
Background related uncertainties	
QCD scale ( $q\bar{q} \rightarrow ZZ, gg \rightarrow ZZ$ )	3–24%
PDF set ( $q\bar{q} \rightarrow ZZ, gg \rightarrow ZZ$ )	3–7%
Reducible background (Z + X)	20–40%
Jet resolution and energy scale	2–16%
Signal related uncertainties	
Lepton energy scale	0.1–0.3%
Lepton energy resolution	20%
Jet energy scale and resolution	3–12%
Combinatorial signal-induced contribution	
Effect on the final measurement	4–11%
Model dependence	
With exp. constraints on production modes and exotic models	1–5%
No exp. constraints on production modes and exotic models	7–25%

**Table 4.** Overview of main sources of the systematic uncertainties in the  $H \rightarrow 4\ell$  cross section measurements. More details, including the definition of the model dependence are presented in the text.



**Figure 2.** Observed inclusive four-lepton mass distribution and the resulting fits of the signal and background models, presented in section 6, in case of an independent  $H \rightarrow 4\ell$  fit (left) and a simultaneous  $H \rightarrow 4\ell$  and  $Z \rightarrow 4\ell$  fit (right). The  $gg \rightarrow H \rightarrow 4\ell$  process is modelled using POWHEG+JHUGEN, while  $q\bar{q} \rightarrow 4\ell$  process is modelled using POWHEG (both  $s$ - and  $t/u$ -channels). The sub-dominant component of the Higgs boson production is denoted as  $XH = VBF + VH + t\bar{t}H$ .

tions. In table 5 and hereafter, the sub-dominant component of the signal is denoted as  $XH = VBF + VH + t\bar{t}H$ .

The measured fiducial cross sections are compared to the SM NNLL+NNLO theoretical estimations in which the acceptance of the dominant  $gg \rightarrow H$  contribution is modelled using POWHEG+JHUGEN, MINLO HJ, or HRES, as discussed in section 3. The total un-



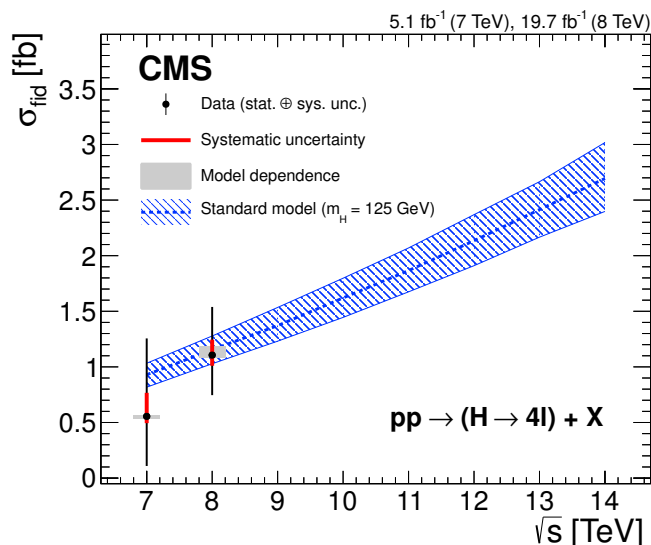
Fiducial cross section $H \rightarrow 4\ell$ at 7 TeV	
Measured	$0.56^{+0.67}_{-0.44}$ (stat) $^{+0.21}_{-0.06}$ (syst) $\pm 0.02$ (model) fb
$gg \rightarrow H(\text{HRES}) + \text{XH}$	$0.93^{+0.10}_{-0.11}$ fb
Fiducial cross section $H \rightarrow 4\ell$ at 8 TeV	
Measured	$1.11^{+0.41}_{-0.35}$ (stat) $^{+0.14}_{-0.10}$ (syst) $^{+0.08}_{-0.02}$ (model) fb
$gg \rightarrow H(\text{HRES}) + \text{XH}$	$1.15^{+0.12}_{-0.13}$ fb
Ratio of $H \rightarrow 4\ell$ fiducial cross sections at 7 and 8 TeV	
Measured	$0.51^{+0.71}_{-0.40}$ (stat) $^{+0.13}_{-0.05}$ (syst) $^{+0.00}_{-0.03}$ (model)
$gg \rightarrow H(\text{HRES}) + \text{XH}$	$0.805^{+0.003}_{-0.010}$

**Table 5.** Results of the  $H \rightarrow 4\ell$  integrated fiducial cross section measurements performed in the  $m_{4\ell}$  range from 105 to 140 GeV for pp collisions at 7 and 8 TeV, and comparison to the theoretical estimates obtained at NNLL+NNLO accuracy. Statistical and systematic uncertainties, as well as the model-dependent effects are quoted separately. The sub-dominant component of the Higgs boson production is denoted as  $\text{XH} = \text{VBF} + \text{VH} + \text{t}\bar{\text{t}}\text{H}$ .

certainty in the NNLL+NNLO theoretical estimates is computed according to ref. [39], and includes uncertainties due to the QCD renormalization and factorization scales ( $\sim 7.8\%$ ), PDFs and strong coupling constant  $\alpha_S$  modelling ( $\sim 7.5\%$ ), as well as the acceptance (2%) and branching fraction (2%) uncertainties. In the computation of the total uncertainty the PDFs/ $\alpha_S$  uncertainties are assumed to be correlated between the VBF and VH production modes (dominantly quark-antiquark initiated), and anticorrelated between the  $gg \rightarrow H$  and  $\text{t}\bar{\text{t}}\text{H}$  production modes (dominantly gluon-gluon initiated). Furthermore, the QCD scale uncertainties are considered to be uncorrelated, while uncertainties in the acceptance and branching fraction are considered to be correlated across all production modes. The differences in how the POWHEG+JHUGEN, MINLO HJ, and HRES generators model the acceptance of the  $gg \rightarrow H$  contribution are found to be an order of magnitude lower than the theoretical uncertainties, and in table 5 and figure 3 we show estimations obtained using HRES.

The measured  $H \rightarrow 4\ell$  fiducial cross section at 8 TeV is found to be in a good agreement with the theoretical estimations within the associated uncertainties. The uncertainty of the measurement is largely dominated by its statistical component of about 37%, while the systematic component is about 12%. The theoretical uncertainty of about 11% is comparable to the systematic uncertainty, and is larger than the model dependence of the extracted results, which is about 7%. In the case of the cross section at 7 TeV, as well as the ratio of cross sections at 7 and 8 TeV, the measured cross sections are lower but still in agreement with the SM theoretical estimations within the large statistical uncertainties.

The result of the measurement of the integrated  $Z \rightarrow 4\ell$  fiducial cross section at 8 TeV in the  $m_{4\ell}$  range from 50 to 105 GeV is summarized in table 6. The measured  $Z \rightarrow 4\ell$  cross section is found to be in good agreement with the theoretical estimations obtained

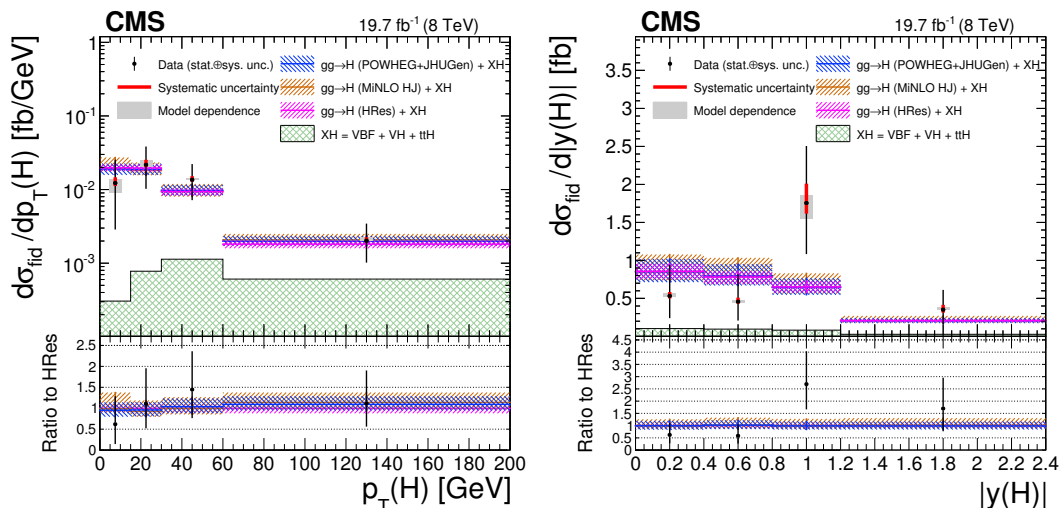


**Figure 3.** Results of measurements of the integrated  $H \rightarrow 4\ell$  fiducial cross section in pp collisions at 7 and 8 TeV, with a comparison to SM estimates. The red error bar represents the systematic uncertainty, while the black error bar represents the combined statistical and systematic uncertainties, summed in quadrature. The additional systematic effect associated with model dependence is represented by grey boxes. The theoretical estimates at NNLL+NNLO accuracy and the corresponding systematic uncertainties are shown in blue as a function of the centre-of-mass energy. The acceptance of the dominant  $gg \rightarrow H$  contribution is modelled at the parton level using HRES, and corrected for hadronization and underlying-event effects estimated using POWHEG+JHUGEN and PYTHIA 6.4.

Fiducial cross section $Z \rightarrow 4\ell$ at 8 TeV ( $50 < m_{4\ell} < 105$ GeV)	
Measured	$4.81^{+0.69}_{-0.63}$ (stat) $^{+0.18}_{-0.19}$ (syst) fb
POWHEG	$4.56 \pm 0.19$ fb
Ratio of fiducial cross sections of $H \rightarrow 4\ell$ and $Z \rightarrow 4\ell$ at 8 TeV ( $50 < m_{4\ell} < 140$ GeV)	
Measured	$0.21^{+0.09}_{-0.07}$ (stat) $\pm 0.01$ (syst)
$gg \rightarrow H$ (HRES) + XH and $Z \rightarrow 4\ell$ (POWHEG)	$0.25 \pm 0.04$

**Table 6.** The  $Z \rightarrow 4\ell$  integrated fiducial cross section at 8 TeV in the  $m_{4\ell}$  range from 50 to 105 GeV, and the ratio of 8 TeV fiducial cross sections of  $H \rightarrow 4\ell$  and  $Z \rightarrow 4\ell$  obtained from a simultaneous fit of mass peaks of  $Z \rightarrow 4\ell$  and  $H \rightarrow 4\ell$  in the mass window 50 to 140 GeV. The sub-dominant component of the Higgs boson production is denoted as  $XH = \text{VBF} + \text{VH} + t\bar{t}H$ .

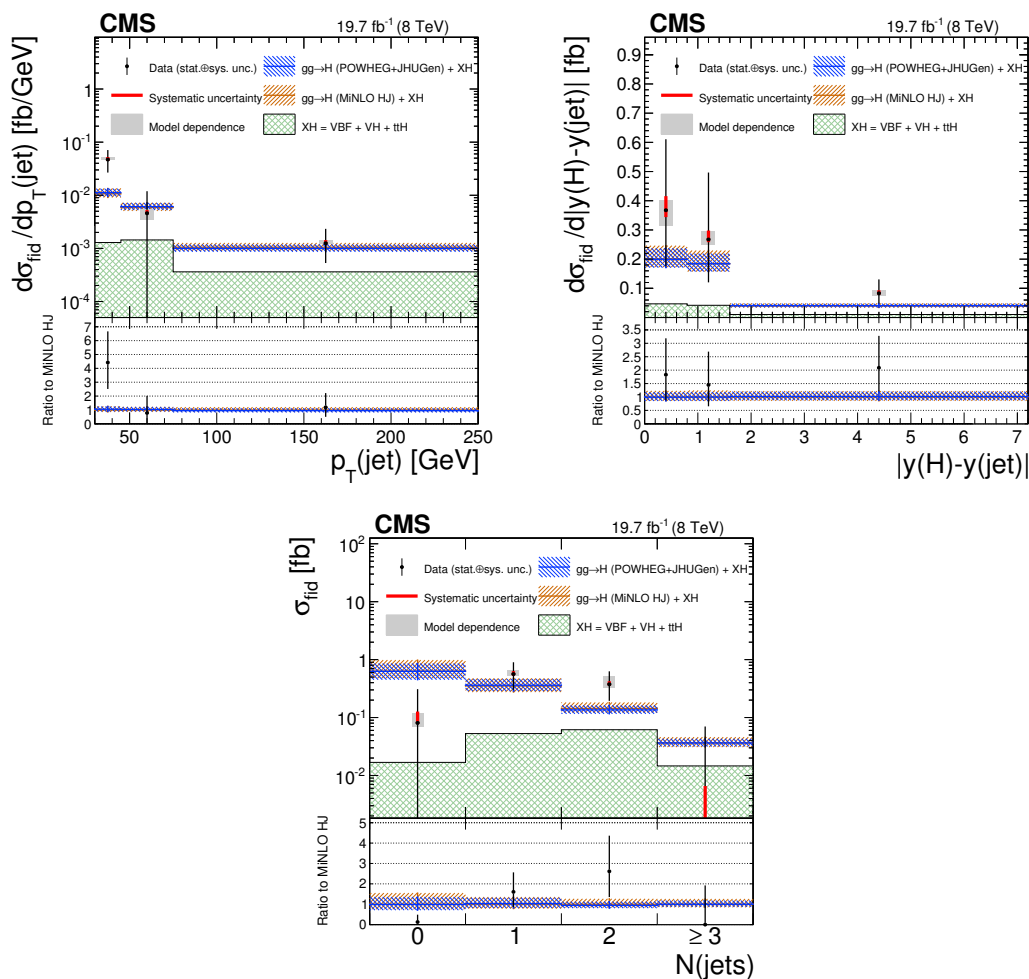
using POWHEG. As the total relative uncertainty in the  $Z \rightarrow 4\ell$  measurement is about 2.6 times lower than the relative uncertainty in the  $H \rightarrow 4\ell$  measurement, the good agreement between the measured and estimated  $Z \rightarrow 4\ell$  cross section provides a validation of the measurement procedure in data.



**Figure 4.** Results of the differential  $H \rightarrow 4\ell$  fiducial cross section measurements and comparison to the theoretical estimates for the transverse momentum (left) and the rapidity (right) of the four-lepton system. The red error bars represent the systematic uncertainties, while black error bars represent the combined statistical and systematic uncertainties, summed in quadrature. The additional systematic uncertainty associated with the model dependence is separately represented by the grey boxes. Theoretical estimates, in which the acceptance of the dominant  $gg \rightarrow H$  contribution is modelled by POWHEG+JHUGEN+PYTHIA, POWHEG MINLO HJ+PYTHIA, and HRES generators as discussed in section 3, are shown in blue, brown, and pink, respectively. The subdominant component of the signal XH is indicated separately in green. In all estimations the total cross section is normalized to the SM estimate computed at NNLL+NNLO accuracy. Systematic uncertainties correspond to the accuracy of the generators used to derive the differential estimations. The bottom panel shows the ratio of data or theoretical estimates to the HRES theoretical estimations.

In addition, a simultaneous fit for the  $H \rightarrow 4\ell$  and  $Z \rightarrow 4\ell$  resonances is performed in the  $m_{4\ell}$  range from 50 to 140 GeV, and the ratio of the corresponding fiducial cross sections is extracted. The measurement of the ratio of these cross sections, when masses of the two resonances are fixed in the fit, is presented in table 6. A good agreement between the measured ratio and its SM theoretical estimation is observed. In the scenario in which the masses of the two resonances are allowed to vary, as discussed in section 6, the fitted value for the mass difference between the two resonances is found to be  $\Delta m = m_H - m_Z = 34.2 \pm 0.7$  GeV. As discussed in ref. [63], it is worth noting that by using the measured mass difference  $\Delta m$  and the PDG value of the Z boson mass  $m_Z^{\text{PDG}}$  which is precisely determined in other experiments, the Higgs boson mass can be extracted as  $m_H = m_Z^{\text{PDG}} + \Delta m = 125.4 \pm 0.7$  GeV. This result is in agreement with the best fit value for  $m_H$  obtained from the dedicated mass measurement in this final state [17], and provides further validation of the measurement procedure.

The measured differential  $H \rightarrow 4\ell$  cross sections at 8 TeV, along with the theoretical estimations for a SM Higgs boson with  $m_H = 125.0$  GeV are presented in figures 4 and 5. Results of the measurements are shown for the transverse momentum and the rapidity of the four-lepton system, jet multiplicity, transverse momentum of the leading jet, as well



**Figure 5.** Results of the differential  $H \rightarrow 4\ell$  fiducial cross section measurements and comparison to the theoretical estimates for the transverse momentum of the leading jet (top left), separation in rapidity between the Higgs boson candidate and the leading jet (top right), as well as for the jet multiplicity (bottom). The red error bars represent the systematic uncertainties, while black error bars represent the combined statistical and systematic uncertainties, summed in quadrature. The additional systematic uncertainty associated with the model dependence is separately represented by the grey boxes. Theoretical estimations, in which the acceptance of the dominant  $gg \rightarrow H$  contribution is modelled by POWHEG+JHUGEN+PYTHIA, and POWHEG MINLO HJ+PYTHIA generators, as discussed in section 3, are shown in blue and brown, respectively. The sub-dominant component of the signal XH is indicated separately in green. In all estimations the total cross section is normalized to the SM estimate computed at NNLL+NNLO accuracy. Systematic uncertainties correspond to the accuracy of the generators used to derive the differential estimations. The bottom panel shows the ratio of data or theoretical estimates to the POWHEG MINLO HJ theoretical estimations.

as separation in rapidity between the Higgs boson candidate and the leading jet. The uncertainty in the theoretical estimation for the dominant  $gg \rightarrow H$  process is computed in each bin of the considered observable by the generator used for the particular signal description (POWHEG+JHUGEN, POWHEG MINLO HJ, or HRES). The theoretical un-

certainties for the associated production mechanisms are taken as constant across the bins of the differential observables and are obtained from ref. [39].

The measurement of the transverse momentum of the four-lepton system probes the perturbative QCD calculations of the dominant loop-mediated  $gg \rightarrow H$  production mechanism, in which the transverse momentum  $p_T(H)$  is expected to be balanced by the emission of soft gluons and quarks. In addition, the rapidity distribution of the four-lepton system,  $y(H)$  is sensitive both to the modelling of the gluon fusion production mechanism and to the PDFs of the colliding protons. The measured differential cross sections for these two observables are shown in figure 4. Results are compared to the theoretical estimations in which the dominant  $gg \rightarrow H$  contribution is modelled using POWHEG+JHUGEN, POWHEG MINLO HJ, and HRES. In case of the HRES, the  $gg \rightarrow H$  acceptance is modelled at the parton level, and corrected for the hadronization and underlying event effects in bins of the considered differential observable, as discussed in section 3. The observed distributions are compatible with the SM-based theoretical estimations within the large associated uncertainties.

Similarly, the jet multiplicity  $N(\text{jets})$ , transverse momentum of the leading jet  $p_T(\text{jet})$ , and its separation in rapidity from the Higgs boson candidate  $|y(H) - y(\text{jet})|$  are sensitive to the theoretical modelling of hard quark and gluon radiation in this process, as well as to the relative contributions of different Higgs boson production mechanisms. The measured differential cross sections for the leading jet transverse momentum, and its separation in rapidity from the Higgs boson candidate are shown in figure 5, and are found to be compatible with the SM-based estimations within the large uncertainties. In the case of the jet multiplicity cross section, also shown in figure 5, we observe the largest deviation from the SM-based estimations. The  $p$ -value that quantifies the compatibility of the jet multiplicity distribution between data and SM estimations is  $p = 0.13$ . It is computed from the difference between the  $-2 \log(\mathcal{L})$  at its best fit value and the value with the cross sections fixed to the theoretical estimation based on the POWHEG+JHUGEN description of the  $gg \rightarrow H$  process. Furthermore, we have performed the measurement of the differential  $Z \rightarrow 4\ell$  cross sections at 8 TeV for the same set of observables used in the  $H \rightarrow 4\ell$  measurements, including the jet multiplicity, and have found a good agreement with the theoretical estimations. The  $p$ -values for the differential distributions of  $Z \rightarrow 4\ell$  events range from 0.21 in case of rapidity of the Z boson, to 0.99 for some of the angles defined by the four leptons in the Collins-Soper reference frame [64]. As the relative statistical uncertainty in the  $Z \rightarrow 4\ell$  measurement is lower than the relative uncertainty in the  $H \rightarrow 4\ell$  measurement, these results provide additional validation of the measurement procedure in data.

## 9 Summary

We have presented measurements of the integrated and differential fiducial cross sections for the production of four leptons via the  $H \rightarrow 4\ell$  decays in pp collisions at centre-of-mass energies of 7 and 8 TeV. The measurements were performed using collision data corresponding to integrated luminosities of  $5.1 \text{ fb}^{-1}$  at 7 TeV and  $19.7 \text{ fb}^{-1}$  at 8 TeV. The differential cross sections were measured as a function of the transverse momentum and

the rapidity of the four-lepton system, the transverse momentum of the leading jet, the difference in rapidity between the Higgs boson candidate and the leading jet, and the jet multiplicity. Measurements of the fiducial cross section for the production of four leptons via the  $Z \rightarrow 4\ell$  decays, as well as its ratio to the  $H \rightarrow 4\ell$  cross section, were also performed using the 8 TeV data. The uncertainty in the measurements due to the assumptions in the model of Higgs boson properties was estimated by studying a range of exotic Higgs boson production and spin-parity models. It was found to be lower than 7% of the fiducial cross section. The integrated fiducial cross section for the four leptons production via the  $H \rightarrow 4\ell$  decays is measured to be  $0.56^{+0.67}_{-0.44}$  (stat)  $^{+0.21}_{-0.06}$  (syst) fb and  $1.11^{+0.41}_{-0.35}$  (stat)  $^{+0.14}_{-0.10}$  (syst) fb at 7 and 8 TeV, respectively. The measurements are found to be compatible with theoretical calculations based on the standard model.

## Acknowledgments

We congratulate our colleagues in the CERN accelerator departments for the excellent performance of the LHC and thank the technical and administrative staffs at CERN and at other CMS institutes for their contributions to the success of the CMS effort. In addition, we gratefully acknowledge the computing centres and personnel of the Worldwide LHC Computing Grid for delivering so effectively the computing infrastructure essential to our analyses. Finally, we acknowledge the enduring support for the construction and operation of the LHC and the CMS detector provided by the following funding agencies: the Austrian Federal Ministry of Science, Research and Economy and the Austrian Science Fund; the Belgian Fonds de la Recherche Scientifique, and Fonds voor Wetenschappelijk Onderzoek; the Brazilian Funding Agencies (CNPq, CAPES, FAPERJ, and FAPESP); the Bulgarian Ministry of Education and Science; CERN; the Chinese Academy of Sciences, Ministry of Science and Technology, and National Natural Science Foundation of China; the Colombian Funding Agency (COLCIENCIAS); the Croatian Ministry of Science, Education and Sport, and the Croatian Science Foundation; the Research Promotion Foundation, Cyprus; the Ministry of Education and Research, Estonian Research Council via IUT23-4 and IUT23-6 and European Regional Development Fund, Estonia; the Academy of Finland, Finnish Ministry of Education and Culture, and Helsinki Institute of Physics; the Institut National de Physique Nucléaire et de Physique des Particules / CNRS, and Commissariat à l'Énergie Atomique et aux Énergies Alternatives / CEA, France; the Bundesministerium für Bildung und Forschung, Deutsche Forschungsgemeinschaft, and Helmholtz-Gemeinschaft Deutscher Forschungszentren, Germany; the General Secretariat for Research and Technology, Greece; the National Scientific Research Foundation, and National Innovation Office, Hungary; the Department of Atomic Energy and the Department of Science and Technology, India; the Institute for Studies in Theoretical Physics and Mathematics, Iran; the Science Foundation, Ireland; the Istituto Nazionale di Fisica Nucleare, Italy; the Ministry of Science, ICT and Future Planning, and National Research Foundation (NRF), Republic of Korea; the Lithuanian Academy of Sciences; the Ministry of Education, and University of Malaya (Malaysia); the Mexican Funding Agencies (CINVESTAV, CONACYT, SEP, and UASLP-FAI); the Ministry of Business, Innovation and Employment, New Zealand;

the Pakistan Atomic Energy Commission; the Ministry of Science and Higher Education and the National Science Centre, Poland; the Fundação para a Ciência e a Tecnologia, Portugal; JINR, Dubna; the Ministry of Education and Science of the Russian Federation, the Federal Agency of Atomic Energy of the Russian Federation, Russian Academy of Sciences, and the Russian Foundation for Basic Research; the Ministry of Education, Science and Technological Development of Serbia; the Secretaría de Estado de Investigación, Desarrollo e Innovación and Programa Consolider-Ingenio 2010, Spain; the Swiss Funding Agencies (ETH Board, ETH Zurich, PSI, SNF, UniZH, Canton Zurich, and SER); the Ministry of Science and Technology, Taipei; the Thailand Center of Excellence in Physics, the Institute for the Promotion of Teaching Science and Technology of Thailand, Special Task Force for Activating Research and the National Science and Technology Development Agency of Thailand; the Scientific and Technical Research Council of Turkey, and Turkish Atomic Energy Authority; the National Academy of Sciences of Ukraine, and State Fund for Fundamental Researches, Ukraine; the Science and Technology Facilities Council, U.K.; the US Department of Energy, and the US National Science Foundation.

Individuals have received support from the Marie-Curie programme and the European Research Council and EPLANET (European Union); the Leventis Foundation; the A. P. Sloan Foundation; the Alexander von Humboldt Foundation; the Belgian Federal Science Policy Office; the Fonds pour la Formation à la Recherche dans l'Industrie et dans l'Agriculture (FRRIA-Belgium); the Agentschap voor Innovatie door Wetenschap en Technologie (IWT-Belgium); the Ministry of Education, Youth and Sports (MEYS) of the Czech Republic; the Council of Science and Industrial Research, India; the HOMING PLUS programme of the Foundation for Polish Science, cofinanced from European Union, Regional Development Fund; the OPUS programme of the National Science Center (Poland); the Compagnia di San Paolo (Torino); the Consorzio per la Fisica (Trieste); MIUR project 20108T4XTM (Italy); the Thalís and Aristeia programmes cofinanced by EU-ESF and the Greek NSRF; the National Priorities Research Program by Qatar National Research Fund; the Rachadapisek Sompot Fund for Postdoctoral Fellowship, Chulalongkorn University (Thailand); and the Welch Foundation, contract C-1845.

**Open Access.** This article is distributed under the terms of the Creative Commons Attribution License ([CC-BY 4.0](https://creativecommons.org/licenses/by/4.0/)), which permits any use, distribution and reproduction in any medium, provided the original author(s) and source are credited.

## References

- [1] F. Englert and R. Brout, *Broken symmetry and the mass of gauge vector mesons*, *Phys. Rev. Lett.* **13** (1964) 321 [[INSPIRE](#)].
- [2] P.W. Higgs, *Broken symmetries, massless particles and gauge fields*, *Phys. Lett.* **12** (1964) 132 [[INSPIRE](#)].
- [3] P.W. Higgs, *Broken symmetries and the masses of gauge bosons*, *Phys. Rev. Lett.* **13** (1964) 508 [[INSPIRE](#)].

- [4] G.S. Guralnik, C.R. Hagen and T.W.B. Kibble, *Global conservation laws and massless particles*, *Phys. Rev. Lett.* **13** (1964) 585 [INSPIRE].
- [5] P.W. Higgs, *Spontaneous symmetry breakdown without massless bosons*, *Phys. Rev.* **145** (1966) 1156 [INSPIRE].
- [6] T.W.B. Kibble, *Symmetry breaking in non-abelian gauge theories*, *Phys. Rev.* **155** (1967) 1554 [INSPIRE].
- [7] ATLAS collaboration, *Observation of a new particle in the search for the Standard Model Higgs boson with the ATLAS detector at the LHC*, *Phys. Lett. B* **716** (2012) 1 [arXiv:1207.7214] [INSPIRE].
- [8] CMS collaboration, *Observation of a new boson at a mass of 125 GeV with the CMS experiment at the LHC*, *Phys. Lett. B* **716** (2012) 30 [arXiv:1207.7235] [INSPIRE].
- [9] CMS collaboration, *Observation of a new boson with mass near 125 GeV in pp collisions at  $\sqrt{s} = 7$  and 8 TeV*, *JHEP* **06** (2013) 081 [arXiv:1303.4571] [INSPIRE].
- [10] ATLAS collaboration, *Measurements of Higgs boson production and couplings in diboson final states with the ATLAS detector at the LHC*, *Phys. Lett. B* **726** (2013) 88 [Erratum *ibid.* **B 734** (2014) 406] [arXiv:1307.1427] [INSPIRE].
- [11] CMS collaboration, *Precise determination of the mass of the Higgs boson and tests of compatibility of its couplings with the standard model predictions using proton collisions at 7 and 8 TeV*, *Eur. Phys. J. C* **75** (2015) 212 [arXiv:1412.8662] [INSPIRE].
- [12] ATLAS collaboration, *Measurements of the Higgs boson production and decay rates and coupling strengths using pp collision data at  $\sqrt{s} = 7$  and 8 TeV in the ATLAS experiment*, *Eur. Phys. J. C* **76** (2016) 6 [arXiv:1507.04548] [INSPIRE].
- [13] ATLAS, CMS collaboration, G. Aad et al., *Combined measurement of the Higgs boson mass in pp collisions at  $\sqrt{s} = 7$  and 8 TeV with the ATLAS and CMS experiments*, *Phys. Rev. Lett.* **114** (2015) 191803 [arXiv:1503.07589] [INSPIRE].
- [14] ATLAS collaboration, *Fiducial and differential cross sections of Higgs boson production measured in the four-lepton decay channel in pp collisions at  $\sqrt{s} = 8$  TeV with the ATLAS detector*, *Phys. Lett. B* **738** (2014) 234 [arXiv:1408.3226] [INSPIRE].
- [15] ATLAS collaboration, *Measurements of fiducial and differential cross sections for Higgs boson production in the diphoton decay channel at  $\sqrt{s} = 8$  TeV with ATLAS*, *JHEP* **09** (2014) 112 [arXiv:1407.4222] [INSPIRE].
- [16] CMS collaboration, *Measurement of differential cross sections for Higgs boson production in the diphoton decay channel in pp collisions at  $\sqrt{s} = 8$  TeV*, *Eur. Phys. J. C* **76** (2016) 13 [arXiv:1508.07819] [INSPIRE].
- [17] CMS collaboration, *Measurement of the properties of a Higgs boson in the four-lepton final state*, *Phys. Rev. D* **89** (2014) 092007 [arXiv:1312.5353] [INSPIRE].
- [18] CMS collaboration, *Constraints on the spin-parity and anomalous HVV couplings of the Higgs boson in proton collisions at 7 and 8 TeV*, *Phys. Rev. D* **92** (2015) 012004 [arXiv:1411.3441] [INSPIRE].
- [19] CMS collaboration, *The CMS experiment at the CERN LHC*, 2008 *JINST* **3** S08004 [INSPIRE].



- [20] CMS collaboration, *Particle-flow event reconstruction in CMS and performance for jets, taus and MET*, [CMS-PAS-PFT-09-001](#) (2009).
- [21] CMS collaboration, *Commissioning of the particle-flow reconstruction in minimum-bias and jet events from pp collisions at 7 TeV*, [CMS-PAS-PFT-10-002](#) (2010).
- [22] M. Cacciari, G.P. Salam and G. Soyez, *The anti- $k_t$  jet clustering algorithm*, *JHEP* **04** (2008) 063 [[arXiv:0802.1189](#)] [[INSPIRE](#)].
- [23] M. Cacciari and G.P. Salam, *Dispelling the  $N^3$  myth for the  $k_t$  jet-finder*, *Phys. Lett. B* **641** (2006) 57 [[hep-ph/0512210](#)] [[INSPIRE](#)].
- [24] M. Cacciari, G.P. Salam and G. Soyez, *FastJet user manual*, *Eur. Phys. J. C* **72** (2012) 1896 [[arXiv:1111.6097](#)] [[INSPIRE](#)].
- [25] M. Cacciari and G.P. Salam, *Pileup subtraction using jet areas*, *Phys. Lett. B* **659** (2008) 119 [[arXiv:0707.1378](#)] [[INSPIRE](#)].
- [26] M. Cacciari, G.P. Salam and G. Soyez, *The catchment area of jets*, *JHEP* **04** (2008) 005 [[arXiv:0802.1188](#)] [[INSPIRE](#)].
- [27] CMS collaboration, *Commissioning of the particle-flow event reconstruction with the first LHC collisions recorded in the CMS detector*, [CMS-PAS-PFT-10-001](#) (2010).
- [28] CMS collaboration, *Commissioning of the particle-flow event reconstruction with leptons from  $J/\psi$  and  $W$  decays at 7 TeV*, [CMS-PAS-PFT-10-003](#) (2010).
- [29] CMS collaboration, *Measurement of the inclusive  $W$  and  $Z$  production cross sections in pp collisions at  $\sqrt{s} = 7$  TeV*, *JHEP* **10** (2011) 132 [[arXiv:1107.4789](#)] [[INSPIRE](#)].
- [30] CMS collaboration, *Performance of CMS muon reconstruction in pp collision events at  $\sqrt{s} = 7$  TeV*, *2012 JINST* **7** P10002 [[arXiv:1206.4071](#)] [[INSPIRE](#)].
- [31] CMS collaboration, *The performance of the CMS muon detector in proton-proton collisions at  $\sqrt{s} = 7$  TeV at the LHC*, *2013 JINST* **8** P11002 [[arXiv:1306.6905](#)] [[INSPIRE](#)].
- [32] CMS collaboration, *Performance of electron reconstruction and selection with the CMS detector in proton-proton collisions at  $\sqrt{s} = 8$  TeV*, *2015 JINST* **10** P06005 [[arXiv:1502.02701](#)] [[INSPIRE](#)].
- [33] D. de Florian, G. Ferrera, M. Grazzini and D. Tommasini, *Higgs boson production at the LHC: transverse momentum resummation effects in the  $H \rightarrow 2\gamma$ ,  $H \rightarrow WW \rightarrow l\nu l\nu$  and  $H \rightarrow ZZ \rightarrow 4l$  decay modes*, *JHEP* **06** (2012) 132 [[arXiv:1203.6321](#)] [[INSPIRE](#)].
- [34] M. Grazzini and H. Sargsyan, *Heavy-quark mass effects in Higgs boson production at the LHC*, *JHEP* **09** (2013) 129 [[arXiv:1306.4581](#)] [[INSPIRE](#)].
- [35] S. Frixione, P. Nason and C. Oleari, *Matching NLO QCD computations with Parton Shower simulations: the POWHEG method*, *JHEP* **11** (2007) 070 [[arXiv:0709.2092](#)] [[INSPIRE](#)].
- [36] T. Melia, P. Nason, R. Rontsch and G. Zanderighi,  *$W^+W^-$ ,  $WZ$  and  $ZZ$  production in the POWHEG BOX*, *JHEP* **11** (2011) 078 [[arXiv:1107.5051](#)] [[INSPIRE](#)].
- [37] K. Hamilton, P. Nason and G. Zanderighi, *MINLO: multi-scale improved NLO*, *JHEP* **10** (2012) 155 [[arXiv:1206.3572](#)] [[INSPIRE](#)].
- [38] T. Sjöstrand, S. Mrenna and P.Z. Skands, *PYTHIA 6.4 physics and manual*, *JHEP* **05** (2006) 026 [[hep-ph/0603175](#)] [[INSPIRE](#)].

- [39] LHC HIGGS CROSS SECTION WORKING GROUP collaboration, J.R. Andersen et al., *Handbook of LHC Higgs cross sections: 3. Higgs properties*, [arXiv:1307.1347](#) [INSPIRE].
- [40] Y. Gao, A.V. Gritsan, Z. Guo, K. Melnikov, M. Schulze and N.V. Tran, *Spin determination of single-produced resonances at hadron colliders*, *Phys. Rev. D* **81** (2010) 075022 [[arXiv:1001.3396](#)] [INSPIRE].
- [41] S. Bolognesi et al., *On the spin and parity of a single-produced resonance at the LHC*, *Phys. Rev. D* **86** (2012) 095031 [[arXiv:1208.4018](#)] [INSPIRE].
- [42] I. Anderson et al., *Constraining anomalous HVV interactions at proton and lepton colliders*, *Phys. Rev. D* **89** (2014) 035007 [[arXiv:1309.4819](#)] [INSPIRE].
- [43] J.M. Campbell, R.K. Ellis and C. Williams, *Vector boson pair production at the LHC*, *JHEP* **07** (2011) 018 [[arXiv:1105.0020](#)] [INSPIRE].
- [44] H.-L. Lai et al., *Uncertainty induced by QCD coupling in the CTEQ global analysis of parton distributions*, *Phys. Rev. D* **82** (2010) 054021 [[arXiv:1004.4624](#)] [INSPIRE].
- [45] H.-L. Lai et al., *New parton distributions for collider physics*, *Phys. Rev. D* **82** (2010) 074024 [[arXiv:1007.2241](#)] [INSPIRE].
- [46] A.D. Martin, W.J. Stirling, R.S. Thorne and G. Watt, *Parton distributions for the LHC*, *Eur. Phys. J. C* **63** (2009) 189 [[arXiv:0901.0002](#)] [INSPIRE].
- [47] R. Field, *Early LHC underlying event data — Findings and surprises*, in the proceedings of the 21<sup>st</sup> Conference on Hadron Collider Physics (HCP2010), August 23–27, Toronto, Canada (2010), [arXiv:1010.3558](#) [INSPIRE].
- [48] J. Pumplin, D.R. Stump, J. Huston, H.L. Lai, P.M. Nadolsky and W.K. Tung, *New generation of parton distributions with uncertainties from global QCD analysis*, *JHEP* **07** (2002) 012 [[hep-ph/0201195](#)] [INSPIRE].
- [49] GEANT4 collaboration, S. Agostinelli et al., *GEANT4: a simulation toolkit*, *Nucl. Instrum. Meth. A* **506** (2003) 250 [INSPIRE].
- [50] J. Allison et al., *GEANT4 developments and applications*, *IEEE Trans. Nucl. Sci.* **53** (2006) 270 [INSPIRE].
- [51] M. Bonvini, F. Caola, S. Forte, K. Melnikov and G. Ridolfi, *Signal-background interference effects for  $gg \rightarrow H \rightarrow W^+W^-$  beyond leading order*, *Phys. Rev. D* **88** (2013) 034032 [[arXiv:1304.3053](#)] [INSPIRE].
- [52] N. Kauer and G. Passarino, *Inadequacy of zero-width approximation for a light Higgs boson signal*, *JHEP* **08** (2012) 116 [[arXiv:1206.4803](#)] [INSPIRE].
- [53] G. Cowan, K. Cranmer, E. Gross and O. Vitells, *Asymptotic formulae for likelihood-based tests of new physics*, *Eur. Phys. J. C* **71** (2011) 1554 [Erratum *ibid.* **C 73** (2013) 2501] [[arXiv:1007.1727](#)] [INSPIRE].
- [54] ATLAS and CMS collaborations and The LHC Higgs Combination Group, *Procedure for the LHC Higgs boson search combination in Summer 2011*, *ATL-PHYS-PUB-2011-11* (2011).
- [55] G.J. Feldman and R.D. Cousins, *A unified approach to the classical statistical analysis of small signals*, *Phys. Rev. D* **57** (1998) 3873 [[physics/9711021](#)] [INSPIRE].
- [56] H.B. Prosper and L. Lyons, *Proceedings of the PHYSTAT 2011 workshop on statistical issues related to discovery claims in search experiments and unfolding*, CERN 2011, CERN, Geneva, Switzerland (2011), [CERN-2011-006](#).

- [57] PARTICLE DATA GROUP, K.A. Olive et al., *Review of particle physics*, *Chin. Phys. C* **38** (2014) 090001 [INSPIRE].
- [58] R.D. Ball et al., *A first unbiased global NLO determination of parton distributions and their uncertainties*, *Nucl. Phys. B* **838** (2010) 136 [arXiv:1002.4407] [INSPIRE].
- [59] S. Alekhin et al., *The PDF4LHC working group interim report*, arXiv:1101.0536 [INSPIRE].
- [60] M. Botje et al., *The PDF4LHC working group interim recommendations*, arXiv:1101.0538 [INSPIRE].
- [61] CMS collaboration, *Absolute calibration of the luminosity measurement at CMS: winter 2012 update*, CMS-PAS-SMP-12-008 (2012).
- [62] CMS collaboration, *CMS luminosity based on pixel cluster counting — Summer 2013 update*, CMS-PAS-LUM-13-001 (2013).
- [63] V. Roinishvili, *The mass of the Higgs-like boson in the four-lepton decay channel at the LHC*, arXiv:1512.01567 [INSPIRE].
- [64] J.C. Collins and D.E. Soper, *Angular distribution of dileptons in high-energy hadron collisions*, *Phys. Rev. D* **16** (1977) 2219 [INSPIRE].

## The CMS collaboration

### Yerevan Physics Institute, Yerevan, Armenia

V. Khachatryan, A.M. Sirunyan, A. Tumasyan

### Institut für Hochenergiephysik der OeAW, Wien, Austria

W. Adam, E. Asilar, T. Bergauer, J. Brandstetter, E. Brondolin, M. Dragicevic, J. Erö, M. Flechl, M. Friedl, R. Frühwirth<sup>1</sup>, V.M. Ghete, C. Hartl, N. Hörmann, J. Hrubec, M. Jeitler<sup>1</sup>, V. Knünz, A. König, M. Krammer<sup>1</sup>, I. Krätschmer, D. Liko, T. Matsushita, I. Mikulec, D. Rabady<sup>2</sup>, B. Rahbaran, H. Rohringer, J. Schieck<sup>1</sup>, R. Schöfbeck, J. Strauss, W. Treberer-Treberspurg, W. Waltenberger, C.-E. Wulz<sup>1</sup>

### National Centre for Particle and High Energy Physics, Minsk, Belarus

V. Mossolov, N. Shumeiko, J. Suarez Gonzalez

### Universiteit Antwerpen, Antwerpen, Belgium

S. Alderweireldt, T. Cornelis, E.A. De Wolf, X. Janssen, A. Knutsson, J. Lauwers, S. Luyckx, M. Van De Klundert, H. Van Haevermaet, P. Van Mechelen, N. Van Remortel, A. Van Spilbeeck

### Vrije Universiteit Brussel, Brussel, Belgium

S. Abu Zeid, F. Blekman, J. D'Hondt, N. Daci, I. De Bruyn, K. Deroover, N. Heracleous, J. Keaveney, S. Lowette, L. Moreels, A. Olbrechts, Q. Python, D. Strom, S. Tavernier, W. Van Doninck, P. Van Mulders, G.P. Van Onsem, I. Van Parijs

### Université Libre de Bruxelles, Bruxelles, Belgium

P. Barria, H. Brun, C. Caillol, B. Clerboux, G. De Lentdecker, G. Fasanella, L. Favart, A. Grebenyuk, G. Karapostoli, T. Lenzi, A. Léonard, T. Maerschalk, A. Marinov, L. Perniè, A. Randle-conde, T. Seva, C. Vander Velde, P. Vanlaer, R. Yonamine, F. Zenoni, F. Zhang<sup>3</sup>

### Ghent University, Ghent, Belgium

K. Beernaert, L. Benucci, A. Cimmino, S. Crucy, D. Dobur, A. Fagot, G. Garcia, M. Gul, J. Mccartin, A.A. Ocampo Rios, D. Poyraz, D. Ryckbosch, S. Salva, M. Sigamani, M. Tytgat, W. Van Driessche, E. Yazgan, N. Zaganidis

### Université Catholique de Louvain, Louvain-la-Neuve, Belgium

S. Basegmez, C. Beluffi<sup>4</sup>, O. Bondu, S. Brochet, G. Bruno, A. Caudron, L. Ceard, G.G. Da Silveira, C. Delaere, D. Favart, L. Forthomme, A. Giammanco<sup>5</sup>, J. Hollar, A. Jafari, P. Jez, M. Komm, V. Lemaitre, A. Mertens, M. Musich, C. Nuttens, L. Perrini, A. Pin, K. Piotrkowski, A. Popov<sup>6</sup>, L. Quertenmont, M. Selvaggi, M. Vidal Marono

### Université de Mons, Mons, Belgium

N. Belyi, G.H. Hammad

### Centro Brasileiro de Pesquisas Fisicas, Rio de Janeiro, Brazil

W.L. Aldá Júnior, F.L. Alves, G.A. Alves, L. Brito, M. Correa Martins Junior, M. Hamer, C. Hensel, C. Mora Herrera, A. Moraes, M.E. Pol, P. Rebello Teles

**Universidade do Estado do Rio de Janeiro, Rio de Janeiro, Brazil**

E. Belchior Batista Das Chagas, W. Carvalho, J. Chinellato<sup>7</sup>, A. Custódio, E.M. Da Costa, D. De Jesus Damiao, C. De Oliveira Martins, S. Fonseca De Souza, L.M. Huertas Guativa, H. Malbouisson, D. Matos Figueiredo, L. Mundim, H. Nogima, W.L. Prado Da Silva, A. Santoro, A. Sznajder, E.J. Tonelli Manganote<sup>7</sup>, A. Vilela Pereira

**Universidade Estadual Paulista <sup>a</sup>, Universidade Federal do ABC <sup>b</sup>, São Paulo, Brazil**

S. Ahuja<sup>a</sup>, C.A. Bernardes<sup>b</sup>, A. De Souza Santos<sup>b</sup>, S. Dogra<sup>a</sup>, T.R. Fernandez Perez Tomei<sup>a</sup>, E.M. Gregores<sup>b</sup>, P.G. Mercadante<sup>b</sup>, C.S. Moon<sup>a,8</sup>, S.F. Novaes<sup>a</sup>, Sandra S. Padula<sup>a</sup>, D. Romero Abad, J.C. Ruiz Vargas

**Institute for Nuclear Research and Nuclear Energy, Sofia, Bulgaria**

A. Aleksandrov, R. Hadjiiska, P. Iaydjiev, M. Rodozov, S. Stoykova, G. Sultanov, M. Vutova

**University of Sofia, Sofia, Bulgaria**

A. Dimitrov, I. Glushkov, L. Litov, B. Pavlov, P. Petkov

**Institute of High Energy Physics, Beijing, China**

M. Ahmad, J.G. Bian, G.M. Chen, H.S. Chen, M. Chen, T. Cheng, R. Du, C.H. Jiang, R. Plestina<sup>9</sup>, F. Romeo, S.M. Shaheen, A. Spiezia, J. Tao, C. Wang, Z. Wang, H. Zhang

**State Key Laboratory of Nuclear Physics and Technology, Peking University, Beijing, China**

C. Asawatrangkuldee, Y. Ban, Q. Li, S. Liu, Y. Mao, S.J. Qian, D. Wang, Z. Xu

**Universidad de Los Andes, Bogota, Colombia**

C. Avila, A. Cabrera, L.F. Chaparro Sierra, C. Florez, J.P. Gomez, B. Gomez Moreno, J.C. Sanabria

**University of Split, Faculty of Electrical Engineering, Mechanical Engineering and Naval Architecture, Split, Croatia**

N. Godinovic, D. Lelas, I. Puljak, P.M. Ribeiro Cipriano

**University of Split, Faculty of Science, Split, Croatia**

Z. Antunovic, M. Kovac

**Institute Rudjer Boskovic, Zagreb, Croatia**

V. Brigljevic, K. Kadija, J. Luetic, S. Micanovic, L. Sudic

**University of Cyprus, Nicosia, Cyprus**

A. Attikis, G. Mavromanolakis, J. Mousa, C. Nicolaou, F. Ptochos, P.A. Razis, H. Rykaczewski

**Charles University, Prague, Czech Republic**

M. Bodlak, M. Finger<sup>10</sup>, M. Finger Jr.<sup>10</sup>

**Academy of Scientific Research and Technology of the Arab Republic of Egypt,  
Egyptian Network of High Energy Physics, Cairo, Egypt**

E. El-khateeb<sup>11,11</sup>, T. Elkafrawy<sup>11</sup>, A. Mohamed<sup>12</sup>, E. Salama<sup>13,11</sup>

**National Institute of Chemical Physics and Biophysics, Tallinn, Estonia**

B. Calpas, M. Kadastik, M. Murumaa, M. Raidal, A. Tiko, C. Veelken

**Department of Physics, University of Helsinki, Helsinki, Finland**

P. Eerola, J. Pekkanen, M. Voutilainen

**Helsinki Institute of Physics, Helsinki, Finland**

J. Härkönen, V. Karimäki, R. Kinnunen, T. Lampén, K. Lassila-Perini, S. Lehti, T. Lindén,  
P. Luukka, T. Mäenpää, T. Peltola, E. Tuominen, J. Tuominiemi, E. Tuovinen, L. Wend-  
land

**Lappeenranta University of Technology, Lappeenranta, Finland**

J. Talvitie, T. Tuuva

**DSM/IRFU, CEA/Saclay, Gif-sur-Yvette, France**

M. Besancon, F. Couderc, M. Dejardin, D. Denegri, B. Fabbro, J.L. Faure, C. Favaro,  
F. Ferri, S. Ganjour, A. Givernaud, P. Gras, G. Hamel de Monchenault, P. Jarry, E. Locci,  
M. Machet, J. Malcles, J. Rander, A. Rosowsky, M. Titov, A. Zghiche

**Laboratoire Leprince-Ringuet, Ecole Polytechnique, IN2P3-CNRS, Palaiseau,  
France**

I. Antropov, S. Baffioni, F. Beaudette, P. Busson, L. Cadamuro, E. Chapon, C. Charlot,  
T. Dahms, O. Davignon, N. Filipovic, A. Florent, R. Granier de Cassagnac, S. Lisniak,  
L. Mastrolorenzo, P. Miné, I.N. Naranjo, M. Nguyen, C. Ochando, G. Ortona, P. Paganini,  
P. Pigard, S. Regnard, R. Salerno, J.B. Sauvan, Y. Sirois, T. Strebler, Y. Yilmaz, A. Zabi

**Institut Pluridisciplinaire Hubert Curien, Université de Strasbourg, Univer-  
sité de Haute Alsace Mulhouse, CNRS/IN2P3, Strasbourg, France**

J.-L. Agram<sup>14</sup>, J. Andrea, A. Aubin, D. Bloch, J.-M. Brom, M. Buttignol, E.C. Chabert,  
N. Chanon, C. Collard, E. Conte<sup>14</sup>, X. Coubez, J.-C. Fontaine<sup>14</sup>, D. Gelé, U. Goerlach,  
C. Goetzmann, A.-C. Le Bihan, J.A. Merlin<sup>2</sup>, K. Skovpen, P. Van Hove

**Centre de Calcul de l'Institut National de Physique Nucleaire et de Physique  
des Particules, CNRS/IN2P3, Villeurbanne, France**

S. Gadrat

**Université de Lyon, Université Claude Bernard Lyon 1, CNRS-IN2P3, Institut  
de Physique Nucléaire de Lyon, Villeurbanne, France**

S. Beauceron, C. Bernet, G. Boudoul, E. Bouvier, C.A. Carrillo Montoya, R. Chierici,  
D. Contardo, B. Courbon, P. Depasse, H. El Mamouni, J. Fan, J. Fay, S. Gascon, M. Gouze-  
vitch, B. Ille, F. Lagarde, I.B. Laktineh, M. Lethuillier, L. Mirabito, A.L. Pequegnot,  
S. Perries, J.D. Ruiz Alvarez, D. Sabes, L. Sgandurra, V. Sordini, M. Vander Donckt,  
P. Verdier, S. Viret

**Georgian Technical University, Tbilisi, Georgia**T. Toriashvili<sup>15</sup>**Tbilisi State University, Tbilisi, Georgia**Z. Tsamalaidze<sup>10</sup>**RWTH Aachen University, I. Physikalisches Institut, Aachen, Germany**C. Autermann, S. Beranek, M. Edelhoff, L. Feld, A. Heister, M.K. Kiesel, K. Klein, M. Lipinski, A. Ostapchuk, M. Preuten, F. Raupach, S. Schael, J.F. Schulte, T. Verlage, H. Weber, B. Wittmer, V. Zhukov<sup>6</sup>**RWTH Aachen University, III. Physikalisches Institut A, Aachen, Germany**

M. Ata, M. Brodski, E. Dietz-Laursonn, D. Duchardt, M. Endres, M. Erdmann, S. Erdweg, T. Esch, R. Fischer, A. Güth, T. Hebbeker, C. Heidemann, K. Hoepfner, S. Knutzen, P. Kreuzer, M. Merschmeyer, A. Meyer, P. Millet, M. Olschewski, K. Padeken, P. Papacz, T. Pook, M. Radziej, H. Reithler, M. Rieger, F. Scheuch, L. Sonnenschein, D. Teysier, S. Thier

**RWTH Aachen University, III. Physikalisches Institut B, Aachen, Germany**

V. Cherepanov, Y. Erdogan, G. Flügge, H. Geenen, M. Geisler, F. Hoehle, B. Kargoll, T. Kress, Y. Kuessel, A. Künsken, J. Lingemann, A. Nehr Korn, A. Nowack, I.M. Nugent, C. Pistone, O. Pooth, A. Stahl

**Deutsches Elektronen-Synchrotron, Hamburg, Germany**M. Aldaya Martin, I. Asin, N. Bartosik, O. Behnke, U. Behrens, A.J. Bell, K. Borras<sup>16</sup>, A. Burgmeier, A. Campbell, S. Choudhury<sup>17</sup>, F. Costanza, C. Diez Pardos, G. Dolinska, S. Dooling, T. Dorland, G. Eckerlin, D. Eckstein, T. Eichhorn, G. Flucke, E. Gallo<sup>18</sup>, J. Garay Garcia, A. Geiser, A. Gizhko, P. Gunnellini, J. Hauk, M. Hempel<sup>19</sup>, H. Jung, A. Kalogeropoulos, O. Karacheban<sup>19</sup>, M. Kasemann, P. Katsas, J. Kieseler, C. Kleinwort, I. Korol, W. Lange, J. Leonard, K. Lipka, A. Lobanov, W. Lohmann<sup>19</sup>, R. Mankel, I. Marfin<sup>19</sup>, I.-A. Melzer-Pellmann, A.B. Meyer, G. Mittag, J. Mnich, A. Mussgiller, S. Naumann-Emme, A. Nayak, E. Ntomari, H. Perrey, D. Pitzl, R. Placakyte, A. Raspereza, B. Roland, M.Ö. Sahin, P. Saxena, T. Schoerner-Sadenius, M. Schröder, C. Seitz, S. Spannagel, K.D. Trippkewitz, R. Walsh, C. Wissing**University of Hamburg, Hamburg, Germany**V. Blobel, M. Centis Vignali, A.R. Draeger, J. Erfle, E. Garutti, K. Goebel, D. Gonzalez, M. Görner, J. Haller, M. Hoffmann, R.S. Höing, A. Junkes, R. Klanner, R. Kogler, N. Kovalchuk, T. Lapsien, T. Lenz, I. Marchesini, D. Marconi, M. Meyer, D. Nowatschin, J. Ott, F. Pantaleo<sup>2</sup>, T. Peiffer, A. Perieanu, N. Pietsch, J. Poehlsen, D. Rathjens, C. Sander, C. Scharf, H. Schettler, P. Schleper, E. Schlieckau, A. Schmidt, J. Schwandt, V. Sola, H. Stadie, G. Steinbrück, H. Tholen, D. Troendle, E. Usai, L. Vanelderden, A. Vanhoefer, B. Vormwald**Institut für Experimentelle Kernphysik, Karlsruhe, Germany**

M. Akbiyik, C. Barth, C. Baus, J. Berger, C. Böser, E. Butz, T. Chwalek, F. Colombo, W. De Boer, A. Descroix, A. Dierlamm, S. Fink, F. Frensch, R. Friese, M. Gif-

fels, A. Gilbert, D. Haitz, F. Hartmann<sup>2</sup>, S.M. Heindl, U. Husemann, I. Katkov<sup>6</sup>, A. Kornmayer<sup>2</sup>, P. Lobelle Pardo, B. Maier, H. Mildner, M.U. Mozer, T. Müller, Th. Müller, M. Plagge, G. Quast, K. Rabbertz, S. Röcker, F. Roscher, G. Sieber, H.J. Simonis, F.M. Stober, R. Ulrich, J. Wagner-Kuhr, S. Wayand, M. Weber, T. Weiler, C. Wöhrmann, R. Wolf

**Institute of Nuclear and Particle Physics (INPP), NCSR Demokritos, Aghia Paraskevi, Greece**

G. Anagnostou, G. Daskalakis, T. Gerasis, V.A. Giakoumopoulou, A. Kyriakis, D. Loukas, A. Psallidas, I. Topsis-Giotis

**National and Kapodistrian University of Athens, Athens, Greece**

A. Agapitos, S. Kesisoglou, A. Panagiotou, N. Saoulidou, E. Tziaferi

**University of Ioánnina, Ioánnina, Greece**

I. Evangelou, G. Flouris, C. Foudas, P. Kokkas, N. Loukas, N. Manthos, I. Papadopoulos, E. Paradas, J. Strologas

**Wigner Research Centre for Physics, Budapest, Hungary**

G. Bencze, C. Hajdu, A. Hazi, P. Hidas, D. Horvath<sup>20</sup>, F. Sikler, V. Veszpremi, G. Vesztergombi<sup>21</sup>, A.J. Zsigmond

**Institute of Nuclear Research ATOMKI, Debrecen, Hungary**

N. Beni, S. Czellar, J. Karancsi<sup>22</sup>, J. Molnar, Z. Szillasi<sup>2</sup>

**University of Debrecen, Debrecen, Hungary**

M. Bartók<sup>23</sup>, A. Makovec, P. Raics, Z.L. Trocsanyi, B. Ujvari

**National Institute of Science Education and Research, Bhubaneswar, India**

P. Mal, K. Mandal, D.K. Sahoo, N. Sahoo, S.K. Swain

**Panjab University, Chandigarh, India**

S. Bansal, S.B. Beri, V. Bhatnagar, R. Chawla, R. Gupta, U. Bhawandeep, A.K. Kalsi, A. Kaur, M. Kaur, R. Kumar, A. Mehta, M. Mittal, J.B. Singh, G. Walia

**University of Delhi, Delhi, India**

Ashok Kumar, A. Bhardwaj, B.C. Choudhary, R.B. Garg, A. Kumar, S. Malhotra, M. Naimuddin, N. Nishu, K. Ranjan, R. Sharma, V. Sharma

**Saha Institute of Nuclear Physics, Kolkata, India**

S. Bhattacharya, K. Chatterjee, S. Dey, S. Dutta, Sa. Jain, N. Majumdar, A. Modak, K. Mondal, S. Mukherjee, S. Mukhopadhyay, A. Roy, D. Roy, S. Roy Chowdhury, S. Sarkar, M. Sharan

**Bhabha Atomic Research Centre, Mumbai, India**

A. Abdulsalam, R. Chudasama, D. Dutta, V. Jha, V. Kumar, A.K. Mohanty<sup>2</sup>, L.M. Pant, P. Shukla, A. Topkar



**Tata Institute of Fundamental Research, Mumbai, India**

T. Aziz, S. Banerjee, S. Bhowmik<sup>24</sup>, R.M. Chatterjee, R.K. Dewanjee, S. Dugad, S. Ganguly, S. Ghosh, M. Guchait, A. Gurtu<sup>25</sup>, G. Kole, S. Kumar, B. Mahakud, M. Maity<sup>24</sup>, G. Majumder, K. Mazumdar, S. Mitra, G.B. Mohanty, B. Parida, T. Sarkar<sup>24</sup>, N. Sur, B. Sutar, N. Wickramage<sup>26</sup>

**Indian Institute of Science Education and Research (IISER), Pune, India**

S. Chauhan, S. Dube, K. Kothekar, S. Sharma

**Institute for Research in Fundamental Sciences (IPM), Tehran, Iran**

H. Bakhshiansohi, H. Behnamian, S.M. Etesami<sup>27</sup>, A. Fahim<sup>28</sup>, R. Goldouzian, M. Khakzad, M. Mohammadi Najafabadi, M. Naseri, S. Paktinat Mehdiabadi, F. Rezaei Hosseinabadi, B. Safarzadeh<sup>29</sup>, M. Zeinali

**University College Dublin, Dublin, Ireland**

M. Felcini, M. Grunewald

**INFN Sezione di Bari <sup>a</sup>, Università di Bari <sup>b</sup>, Politecnico di Bari <sup>c</sup>, Bari, Italy**

M. Abbrescia<sup>a,b</sup>, C. Calabria<sup>a,b</sup>, C. Caputo<sup>a,b</sup>, A. Colaleo<sup>a</sup>, D. Creanza<sup>a,c</sup>, L. Cristella<sup>a,b</sup>, N. De Filippis<sup>a,c</sup>, M. De Palma<sup>a,b</sup>, L. Fiore<sup>a</sup>, G. Iaselli<sup>a,c</sup>, G. Maggi<sup>a,c</sup>, M. Maggi<sup>a</sup>, G. Miniello<sup>a,b</sup>, S. My<sup>a,c</sup>, S. Nuzzo<sup>a,b</sup>, A. Pompili<sup>a,b</sup>, G. Pugliese<sup>a,c</sup>, R. Radogna<sup>a,b</sup>, A. Ranieri<sup>a</sup>, G. Selvaggi<sup>a,b</sup>, L. Silvestris<sup>a,2</sup>, R. Venditti<sup>a,b</sup>, P. Verwilligen<sup>a</sup>

**INFN Sezione di Bologna <sup>a</sup>, Università di Bologna <sup>b</sup>, Bologna, Italy**

G. Abbiendi<sup>a</sup>, C. Battilana<sup>2</sup>, A.C. Benvenuti<sup>a</sup>, D. Bonacorsi<sup>a,b</sup>, S. Braibant-Giacomelli<sup>a,b</sup>, L. Brigliadori<sup>a,b</sup>, R. Campanini<sup>a,b</sup>, P. Capiluppi<sup>a,b</sup>, A. Castro<sup>a,b</sup>, F.R. Cavallo<sup>a</sup>, S.S. Chhibra<sup>a,b</sup>, G. Codispoti<sup>a,b</sup>, M. Cuffiani<sup>a,b</sup>, G.M. Dallavalle<sup>a</sup>, F. Fabbri<sup>a</sup>, A. Fanfani<sup>a,b</sup>, D. Fasanella<sup>a,b</sup>, P. Giacomelli<sup>a</sup>, C. Grandi<sup>a</sup>, L. Guiducci<sup>a,b</sup>, S. Marcellini<sup>a</sup>, G. Masetti<sup>a</sup>, A. Montanari<sup>a</sup>, F.L. Navarria<sup>a,b</sup>, A. Perrotta<sup>a</sup>, A.M. Rossi<sup>a,b</sup>, T. Rovelli<sup>a,b</sup>, G.P. Siroli<sup>a,b</sup>, N. Tosi<sup>a,b</sup>, R. Travaglini<sup>a,b</sup>

**INFN Sezione di Catania <sup>a</sup>, Università di Catania <sup>b</sup>, Catania, Italy**

G. Cappello<sup>a</sup>, M. Chiorboli<sup>a,b</sup>, S. Costa<sup>a,b</sup>, A. Di Mattia<sup>a</sup>, F. Giordano<sup>a,b</sup>, R. Potenza<sup>a,b</sup>, A. Tricomi<sup>a,b</sup>, C. Tuve<sup>a,b</sup>

**INFN Sezione di Firenze <sup>a</sup>, Università di Firenze <sup>b</sup>, Firenze, Italy**

G. Barbagli<sup>a</sup>, V. Ciulli<sup>a,b</sup>, C. Civinini<sup>a</sup>, R. D'Alessandro<sup>a,b</sup>, E. Focardi<sup>a,b</sup>, S. Gonzi<sup>a,b</sup>, V. Gori<sup>a,b</sup>, P. Lenzi<sup>a,b</sup>, M. Meschini<sup>a</sup>, S. Paoletti<sup>a</sup>, G. Sguazzoni<sup>a</sup>, A. Tropiano<sup>a,b</sup>, L. Viliani<sup>a,b,2</sup>

**INFN Laboratori Nazionali di Frascati, Frascati, Italy**

L. Benussi, S. Bianco, F. Fabbri, D. Piccolo, F. Primavera<sup>2</sup>

**INFN Sezione di Genova <sup>a</sup>, Università di Genova <sup>b</sup>, Genova, Italy**

V. Calvelli<sup>a,b</sup>, F. Ferro<sup>a</sup>, M. Lo Vetere<sup>a,b</sup>, M.R. Monge<sup>a,b</sup>, E. Robutti<sup>a</sup>, S. Tosi<sup>a,b</sup>

**INFN Sezione di Milano-Bicocca <sup>a</sup>, Università di Milano-Bicocca <sup>b</sup>, Milano, Italy**

L. Brianza, M.E. Dinardo<sup>a,b</sup>, S. Fiorendi<sup>a,b</sup>, S. Gennai<sup>a</sup>, R. Gerosa<sup>a,b</sup>, A. Ghezzi<sup>a,b</sup>, P. Govoni<sup>a,b</sup>, S. Malvezzi<sup>a</sup>, R.A. Manzoni<sup>a,b,2</sup>, B. Marzocchi<sup>a,b,2</sup>, D. Menasce<sup>a</sup>, L. Moroni<sup>a</sup>, M. Paganoni<sup>a,b</sup>, D. Pedrini<sup>a</sup>, S. Ragazzi<sup>a,b</sup>, N. Redaelli<sup>a</sup>, T. Tabarelli de Fatis<sup>a,b</sup>

**INFN Sezione di Napoli <sup>a</sup>, Università di Napoli 'Federico II' <sup>b</sup>, Napoli, Italy, Università della Basilicata <sup>c</sup>, Potenza, Italy, Università G. Marconi <sup>d</sup>, Roma, Italy**

S. Buontempo<sup>a</sup>, N. Cavallo<sup>a,c</sup>, S. Di Guida<sup>a,d,2</sup>, M. Esposito<sup>a,b</sup>, F. Fabozzi<sup>a,c</sup>, A.O.M. Iorio<sup>a,b</sup>, G. Lanza<sup>a</sup>, L. Lista<sup>a</sup>, S. Meola<sup>a,d,2</sup>, M. Merola<sup>a</sup>, P. Paolucci<sup>a,2</sup>, C. Sciacca<sup>a,b</sup>, F. Thyssen

**INFN Sezione di Padova <sup>a</sup>, Università di Padova <sup>b</sup>, Padova, Italy, Università di Trento <sup>c</sup>, Trento, Italy**

P. Azzi<sup>a,2</sup>, N. Bacchetta<sup>a</sup>, L. Benato<sup>a,b</sup>, D. Bisello<sup>a,b</sup>, A. Boletti<sup>a,b</sup>, R. Carlin<sup>a,b</sup>, P. Checchia<sup>a</sup>, M. Dall'Osso<sup>a,b,2</sup>, T. Dorigo<sup>a</sup>, U. Dosselli<sup>a</sup>, F. Gasparini<sup>a,b</sup>, U. Gasparini<sup>a,b</sup>, A. Gozzelino<sup>a</sup>, S. Lacaprarà<sup>a</sup>, M. Margoni<sup>a,b</sup>, A.T. Meneguzzo<sup>a,b</sup>, F. Montecassiano<sup>a</sup>, M. Passaseo<sup>a</sup>, J. Pazzini<sup>a,b,2</sup>, N. Pozzobon<sup>a,b</sup>, P. Ronchese<sup>a,b</sup>, F. Simonetto<sup>a,b</sup>, E. Torassa<sup>a</sup>, M. Tosi<sup>a,b</sup>, S. Ventura<sup>a</sup>, M. Zanetti, P. Zotto<sup>a,b</sup>, A. Zucchetta<sup>a,b,2</sup>, G. Zumerle<sup>a,b</sup>

**INFN Sezione di Pavia <sup>a</sup>, Università di Pavia <sup>b</sup>, Pavia, Italy**

A. Braghieri<sup>a</sup>, A. Magnani<sup>a</sup>, P. Montagna<sup>a,b</sup>, S.P. Ratti<sup>a,b</sup>, V. Re<sup>a</sup>, C. Riccardi<sup>a,b</sup>, P. Salvini<sup>a</sup>, I. Vai<sup>a</sup>, P. Vitulo<sup>a,b</sup>

**INFN Sezione di Perugia <sup>a</sup>, Università di Perugia <sup>b</sup>, Perugia, Italy**

L. Alunni Solestizi<sup>a,b</sup>, M. Biasini<sup>a,b</sup>, G.M. Bilei<sup>a</sup>, D. Ciangottini<sup>a,b,2</sup>, L. Fanò<sup>a,b</sup>, P. Lariccia<sup>a,b</sup>, G. Mantovani<sup>a,b</sup>, M. Menichelli<sup>a</sup>, A. Saha<sup>a</sup>, A. Santocchia<sup>a,b</sup>

**INFN Sezione di Pisa <sup>a</sup>, Università di Pisa <sup>b</sup>, Scuola Normale Superiore di Pisa <sup>c</sup>, Pisa, Italy**

K. Androsov<sup>a,30</sup>, P. Azzurri<sup>a,2</sup>, G. Bagliesi<sup>a</sup>, J. Bernardini<sup>a</sup>, T. Boccali<sup>a</sup>, R. Castaldi<sup>a</sup>, M.A. Ciocci<sup>a,30</sup>, R. Dell'Orso<sup>a</sup>, S. Donato<sup>a,c,2</sup>, G. Fedi, L. Foà<sup>a,c†</sup>, A. Giassi<sup>a</sup>, M.T. Grippo<sup>a,30</sup>, F. Ligabue<sup>a,c</sup>, T. Lomtadze<sup>a</sup>, L. Martini<sup>a,b</sup>, A. Messineo<sup>a,b</sup>, F. Palla<sup>a</sup>, A. Rizzi<sup>a,b</sup>, A. Savoy-Navarro<sup>a,31</sup>, A.T. Serban<sup>a</sup>, P. Spagnolo<sup>a</sup>, R. Tenchini<sup>a</sup>, G. Tonelli<sup>a,b</sup>, A. Venturi<sup>a</sup>, P.G. Verdini<sup>a</sup>

**INFN Sezione di Roma <sup>a</sup>, Università di Roma <sup>b</sup>, Roma, Italy**

L. Barone<sup>a,b</sup>, F. Cavallari<sup>a</sup>, G. D'imperio<sup>a,b,2</sup>, D. Del Re<sup>a,b,2</sup>, M. Diemoz<sup>a</sup>, S. Gelli<sup>a,b</sup>, C. Jorda<sup>a</sup>, E. Longo<sup>a,b</sup>, F. Margaroli<sup>a,b</sup>, P. Meridiani<sup>a</sup>, G. Organtini<sup>a,b</sup>, R. Paramatti<sup>a</sup>, F. Preiato<sup>a,b</sup>, S. Rahatlou<sup>a,b</sup>, C. Rovelli<sup>a</sup>, F. Santanastasio<sup>a,b</sup>, P. Traczyk<sup>a,b,2</sup>

**INFN Sezione di Torino <sup>a</sup>, Università di Torino <sup>b</sup>, Torino, Italy, Università del Piemonte Orientale <sup>c</sup>, Novara, Italy**

N. Amapane<sup>a,b</sup>, R. Arcidiacono<sup>a,c,2</sup>, S. Argiro<sup>a,b</sup>, M. Arneodo<sup>a,c</sup>, R. Bellan<sup>a,b</sup>, C. Biino<sup>a</sup>, N. Cartiglia<sup>a</sup>, M. Costa<sup>a,b</sup>, R. Covarelli<sup>a,b</sup>, A. Degano<sup>a,b</sup>, N. Demaria<sup>a</sup>, L. Finco<sup>a,b,2</sup>, B. Kiani<sup>a,b</sup>, C. Mariotti<sup>a</sup>, S. Maselli<sup>a</sup>, E. Migliore<sup>a,b</sup>, V. Monaco<sup>a,b</sup>, E. Monteil<sup>a,b</sup>,

M.M. Obertino<sup>a,b</sup>, L. Pacher<sup>a,b</sup>, N. Pastrone<sup>a</sup>, M. Pelliccioni<sup>a</sup>, G.L. Pinna Angioni<sup>a,b</sup>,  
F. Ravera<sup>a,b</sup>, A. Romero<sup>a,b</sup>, M. Ruspa<sup>a,c</sup>, R. Sacchi<sup>a,b</sup>, A. Solano<sup>a,b</sup>, A. Staiano<sup>a</sup>

**INFN Sezione di Trieste<sup>a</sup>, Università di Trieste<sup>b</sup>, Trieste, Italy**

S. Belforte<sup>a</sup>, V. Candelise<sup>a,b,2</sup>, M. Casarsa<sup>a</sup>, F. Cossutti<sup>a</sup>, G. Della Ricca<sup>a,b</sup>, B. Gobbo<sup>a</sup>,  
C. La Licata<sup>a,b</sup>, M. Marone<sup>a,b</sup>, A. Schizzi<sup>a,b</sup>, A. Zanetti<sup>a</sup>

**Kangwon National University, Chunchon, Korea**

A. Kropivnitskaya, S.K. Nam

**Kyungpook National University, Daegu, Korea**

D.H. Kim, G.N. Kim, M.S. Kim, D.J. Kong, S. Lee, Y.D. Oh, A. Sakharov, D.C. Son

**Chonbuk National University, Jeonju, Korea**

J.A. Brochero Cifuentes, H. Kim, T.J. Kim

**Chonnam National University, Institute for Universe and Elementary Particles,  
Kwangju, Korea**

S. Song

**Korea University, Seoul, Korea**

S. Choi, Y. Go, D. Gyun, B. Hong, M. Jo, H. Kim, Y. Kim, B. Lee, K. Lee, K.S. Lee,  
S. Lee, S.K. Park, Y. Roh

**Seoul National University, Seoul, Korea**

H.D. Yoo

**University of Seoul, Seoul, Korea**

M. Choi, H. Kim, J.H. Kim, J.S.H. Lee, I.C. Park, G. Ryu, M.S. Ryu

**Sungkyunkwan University, Suwon, Korea**

Y. Choi, J. Goh, D. Kim, E. Kwon, J. Lee, I. Yu

**Vilnius University, Vilnius, Lithuania**

V. Dudenas, A. Juodagalvis, J. Vaitkus

**National Centre for Particle Physics, Universiti Malaya, Kuala Lumpur,  
Malaysia**

I. Ahmed, Z.A. Ibrahim, J.R. Komaragiri, M.A.B. Md Ali<sup>32</sup>, F. Mohamad Idris<sup>33</sup>,  
W.A.T. Wan Abdullah, M.N. Yusli

**Centro de Investigacion y de Estudios Avanzados del IPN, Mexico City, Mexico**

E. Casimiro Linares, H. Castilla-Valdez, E. De La Cruz-Burelo, I. Heredia-De La Cruz<sup>34</sup>,  
A. Hernandez-Almada, R. Lopez-Fernandez, A. Sanchez-Hernandez

**Universidad Iberoamericana, Mexico City, Mexico**

S. Carrillo Moreno, F. Vazquez Valencia

**Benemerita Universidad Autonoma de Puebla, Puebla, Mexico**

I. Pedraza, H.A. Salazar Ibarguen

**Universidad Autónoma de San Luis Potosí, San Luis Potosí, Mexico**

A. Morelos Pineda

**University of Auckland, Auckland, New Zealand**

D. Krofcheck

**University of Canterbury, Christchurch, New Zealand**

P.H. Butler

**National Centre for Physics, Quaid-I-Azam University, Islamabad, Pakistan**

A. Ahmad, M. Ahmad, Q. Hassan, H.R. Hoorani, W.A. Khan, T. Khurshid, M. Shoaib

**National Centre for Nuclear Research, Swierk, Poland**

H. Bialkowska, M. Bluj, B. Boimska, T. Frueboes, M. Górski, M. Kazana, K. Nawrocki, K. Romanowska-Rybinska, M. Szleper, P. Zalewski

**Institute of Experimental Physics, Faculty of Physics, University of Warsaw, Warsaw, Poland**

G. Brona, K. Bunkowski, A. Byszuk<sup>35</sup>, K. Doroba, A. Kalinowski, M. Konecki, J. Krolikowski, M. Misiura, M. Olszewski, K. Pozniak<sup>35</sup>, M. Walczak

**Laboratório de Instrumentação e Física Experimental de Partículas, Lisboa, Portugal**

P. Bargassa, C. Beirão Da Cruz E Silva, A. Di Francesco, P. Faccioli, P.G. Ferreira Parracho, M. Gallinaro, N. Leonardo, L. Lloret Iglesias, F. Nguyen, J. Rodrigues Antunes, J. Seixas, O. Toldaiev, D. Vadrucio, J. Varela, P. Vischia

**Joint Institute for Nuclear Research, Dubna, Russia**

S. Afanasiev, P. Bunin, M. Gavrilenko, I. Golutvin, I. Gorbunov, A. Kamenev, V. Karjavin, V. Konoplyanikov, A. Lanev, A. Malakhov, V. Matveev<sup>36,37</sup>, P. Moisezenz, V. Palichik, V. Perelygin, S. Shmatov, S. Shulha, N. Skatchkov, V. Smirnov, A. Zarubin

**Petersburg Nuclear Physics Institute, Gatchina (St. Petersburg), Russia**

V. Golovtsov, Y. Ivanov, V. Kim<sup>38</sup>, E. Kuznetsova, P. Levchenko, V. Murzin, V. Oreshkin, I. Smirnov, V. Sulimov, L. Uvarov, S. Vavilov, A. Vorobyev

**Institute for Nuclear Research, Moscow, Russia**

Yu. Andreev, A. Dermenev, S. Gninenko, N. Golubev, A. Karneyeu, M. Kirsanov, N. Krasnikov, A. Pashenkov, D. Tlisov, A. Toropin

**Institute for Theoretical and Experimental Physics, Moscow, Russia**

V. Epshteyn, V. Gavrilov, N. Lychkovskaya, V. Popov, I. Pozdnyakov, G. Safronov, A. Spiridonov, E. Vlasov, A. Zhokin

**National Research Nuclear University 'Moscow Engineering Physics Institute' (MEPhI), Moscow, Russia**

A. Bylinkin

**P.N. Lebedev Physical Institute, Moscow, Russia**

V. Andreev, M. Azarkin<sup>37</sup>, I. Dremin<sup>37</sup>, M. Kirakosyan, A. Leonidov<sup>37</sup>, G. Mesyats, S.V. Rusakov

**Skobeltsyn Institute of Nuclear Physics, Lomonosov Moscow State University, Moscow, Russia**

A. Baskakov, A. Belyaev, E. Boos, V. Bunichev, M. Dubinin<sup>39</sup>, L. Dudko, A. Gribushin, V. Klyukhin, O. Kodolova, I. Lokhtin, I. Myagkov, S. Obraztsov, S. Petrushanko, V. Savrin, A. Snigirev

**State Research Center of Russian Federation, Institute for High Energy Physics, Protvino, Russia**

I. Azhgirey, I. Bayshev, S. Bitioukov, V. Kachanov, A. Kalinin, D. Konstantinov, V. Krychkin, V. Petrov, R. Ryutin, A. Sobol, L. Tourtchanovitch, S. Troshin, N. Tyurin, A. Uzunian, A. Volkov

**University of Belgrade, Faculty of Physics and Vinca Institute of Nuclear Sciences, Belgrade, Serbia**

P. Adzic<sup>40</sup>, J. Milosevic, V. Rekovic

**Centro de Investigaciones Energéticas Medioambientales y Tecnológicas (CIEMAT), Madrid, Spain**

J. Alcaraz Maestre, E. Calvo, M. Cerrada, M. Chamizo Llatas, N. Colino, B. De La Cruz, A. Delgado Peris, D. Domínguez Vázquez, A. Escalante Del Valle, C. Fernandez Bedoya, J.P. Fernández Ramos, J. Flix, M.C. Fouz, P. Garcia-Abia, O. Gonzalez Lopez, S. Goy Lopez, J.M. Hernandez, M.I. Josa, E. Navarro De Martino, A. Pérez-Calero Yzquierdo, J. Puerta Pelayo, A. Quintario Olmeda, I. Redondo, L. Romero, J. Santaolalla, M.S. Soares

**Universidad Autónoma de Madrid, Madrid, Spain**

C. Albajar, J.F. de Trocóniz, M. Missiroli, D. Moran

**Universidad de Oviedo, Oviedo, Spain**

J. Cuevas, J. Fernandez Menendez, S. Folgueras, I. Gonzalez Caballero, E. Palencia Cortezon, J.M. Vizán García

**Instituto de Física de Cantabria (IFCA), CSIC-Universidad de Cantabria, Santander, Spain**

I.J. Cabrillo, A. Calderon, J.R. Castiñeiras De Saa, P. De Castro Manzano, M. Fernandez, J. Garcia-Ferrero, G. Gomez, A. Lopez Virto, J. Marco, R. Marco, C. Martinez Rivero, F. Matorras, F.J. Muñoz Sanchez, J. Piedra Gomez, T. Rodrigo, A.Y. Rodríguez-Marrero, A. Ruiz-Jimeno, L. Scodellaro, N. Trevisani, I. Vila, R. Vilar Cortabitarte

**CERN, European Organization for Nuclear Research, Geneva, Switzerland**

D. Abbaneo, E. Auffray, G. Auzinger, M. Bachtis, P. Baillon, A.H. Ball, D. Barney, A. Benaglia, J. Bendavid, L. Benhabib, J.F. Benitez, G.M. Berruti, P. Bloch, A. Bocci, A. Bonato, C. Botta, H. Breuker, T. Camporesi, R. Castello, G. Cerminara, M. D'Alfonso, D. d'Enterria, A. Dabrowski, V. Daponte, A. David, M. De Gruttola, F. De Guio, A. De

Roeck, S. De Visscher, E. Di Marco<sup>41</sup>, M. Dobson, M. Dordevic, B. Dorney, T. du Pree, D. Duggan, M. Dünser, N. Dupont, A. Elliott-Peisert, G. Franzoni, J. Fulcher, W. Funk, D. Gigi, K. Gill, D. Giordano, M. Girone, F. Glege, R. Guida, S. Gundacker, M. Guthoff, J. Hammer, P. Harris, J. Hegeman, V. Innocente, P. Janot, H. Kirschenmann, M.J. Kortelainen, K. Kousouris, K. Krajczar, P. Lecoq, C. Lourenço, M.T. Lucchini, N. Magini, L. Malgeri, M. Mannelli, A. Martelli, L. Masetti, F. Meijers, S. Mersi, E. Meschi, F. Moortgat, S. Morovic, M. Mulders, M.V. Nemallapudi, H. Neugebauer, S. Orfanelli<sup>42</sup>, L. Orsini, L. Pape, E. Perez, M. Peruzzi, A. Petrilli, G. Petrucciani, A. Pfeiffer, D. Piparo, A. Racz, T. Reis, G. Rolandi<sup>43</sup>, M. Rovere, M. Ruan, H. Sakulin, C. Schäfer, C. Schwick, M. Seidel, A. Sharma, P. Silva, M. Simon, P. Sphicas<sup>44</sup>, J. Steggemann, B. Stieger, M. Stoye, Y. Takahashi, D. Treille, A. Triossi, A. Tsirou, G.I. Veres<sup>21</sup>, N. Wardle, H.K. Wöhri, A. Zagozdinska<sup>35</sup>, W.D. Zeuner

**Paul Scherrer Institut, Villigen, Switzerland**

W. Bertl, K. Deiters, W. Erdmann, R. Horisberger, Q. Ingram, H.C. Kaestli, D. Kotlinski, U. Langenegger, D. Renker, T. Rohe

**Institute for Particle Physics, ETH Zurich, Zurich, Switzerland**

F. Bachmair, L. Bäni, L. Bianchini, B. Casal, G. Dissertori, M. Dittmar, M. Donegà, P. Eller, C. Grab, C. Heidegger, D. Hits, J. Hoss, G. Kasieczka, W. Lustermann, B. Mangano, M. Marionneau, P. Martinez Ruiz del Arbol, M. Masciovecchio, D. Meister, F. Micheli, P. Musella, F. Nessi-Tedaldi, F. Pandolfi, J. Pata, F. Pauss, L. Perrozzi, M. Quittnat, M. Rossini, A. Starodumov<sup>45</sup>, M. Takahashi, V.R. Tavolaro, K. Theofilatos, R. Wallny

**Universität Zürich, Zurich, Switzerland**

T.K. Aarrestad, C. AMSler<sup>46</sup>, L. Caminada, M.F. Canelli, V. Chiochia, A. De Cosa, C. Galloni, A. Hinzmann, T. Hreus, B. Kilminster, C. Lange, J. Ngadiuba, D. Pinna, P. Robmann, F.J. Ronga, D. Salerno, Y. Yang

**National Central University, Chung-Li, Taiwan**

M. Cardaci, K.H. Chen, T.H. Doan, Sh. Jain, R. Khurana, M. Konyushikhin, C.M. Kuo, W. Lin, Y.J. Lu, S.S. Yu

**National Taiwan University (NTU), Taipei, Taiwan**

Arun Kumar, R. Bartek, P. Chang, Y.H. Chang, Y.W. Chang, Y. Chao, K.F. Chen, P.H. Chen, C. Dietz, F. Fiori, U. Grundler, W.-S. Hou, Y. Hsiung, Y.F. Liu, R.-S. Lu, M. Miñano Moya, E. Petrakou, J.f. Tsai, Y.M. Tzeng

**Chulalongkorn University, Faculty of Science, Department of Physics, Bangkok, Thailand**

B. Asavapibhop, K. Kovitanggoon, G. Singh, N. Srimanobhas, N. Suwonjandee

**Cukurova University, Adana, Turkey**

A. Adiguzel, M.N. Bakirci<sup>47</sup>, Z.S. Demiroglu, C. Dozen, E. Eskut, S. Girgis, G. Gokbulut, Y. Guler, E. Gurpinar, I. Hos, E.E. Kangal<sup>48</sup>, G. Onengut<sup>49</sup>, K. Ozdemir<sup>50</sup>, S. Ozturk<sup>47</sup>, D. Sunar Cerci<sup>51</sup>, B. Tali<sup>51</sup>, H. Topakli<sup>47</sup>, M. Vergili, C. Zorbilmez

**Middle East Technical University, Physics Department, Ankara, Turkey**

I.V. Akin, B. Bilin, S. Bilmis, B. Isildak<sup>52</sup>, G. Karapinar<sup>53</sup>, M. Yalvac, M. Zeyrek

**Bogazici University, Istanbul, Turkey**

E. Gülmez, M. Kaya<sup>54</sup>, O. Kaya<sup>55</sup>, E.A. Yetkin<sup>56</sup>, T. Yetkin<sup>57</sup>

**Istanbul Technical University, Istanbul, Turkey**

A. Cakir, K. Cankocak, S. Sen<sup>58</sup>, F.I. Vardarli

**Institute for Scintillation Materials of National Academy of Science of Ukraine, Kharkov, Ukraine**

B. Grynyov

**National Scientific Center, Kharkov Institute of Physics and Technology, Kharkov, Ukraine**

L. Levchuk, P. Sorokin

**University of Bristol, Bristol, United Kingdom**

R. Aggleton, F. Ball, L. Beck, J.J. Brooke, E. Clement, D. Cussans, H. Flacher, J. Goldstein, M. Grimes, G.P. Heath, H.F. Heath, J. Jacob, L. Kreczko, C. Lucas, Z. Meng, D.M. Newbold<sup>59</sup>, S. Paramesvaran, A. Poll, T. Sakuma, S. Seif El Nasr-storey, S. Senkin, D. Smith, V.J. Smith

**Rutherford Appleton Laboratory, Didcot, United Kingdom**

K.W. Bell, A. Belyaev<sup>60</sup>, C. Brew, R.M. Brown, L. Calligaris, D. Cieri, D.J.A. Cockerill, J.A. Coughlan, K. Harder, S. Harper, E. Olaiya, D. Petyt, C.H. Shepherd-Themistocleous, A. Thea, I.R. Tomalin, T. Williams, S.D. Worm

**Imperial College, London, United Kingdom**

M. Baber, R. Bainbridge, O. Buchmuller, A. Bundock, D. Burton, S. Casasso, M. Citron, D. Colling, L. Corpe, N. Cripps, P. Dauncey, G. Davies, A. De Wit, M. Della Negra, P. Dunne, A. Elwood, W. Ferguson, D. Futyan, G. Hall, G. Iles, M. Kenzie, R. Lane, R. Lucas<sup>59</sup>, L. Lyons, A.-M. Magnan, S. Malik, J. Nash, A. Nikitenko<sup>45</sup>, J. Pela, M. Pesaresi, K. Petridis, D.M. Raymond, A. Richards, A. Rose, C. Seez, A. Tapper, K. Uchida, M. Vazquez Acosta<sup>61</sup>, T. Virdee, S.C. Zenz

**Brunel University, Uxbridge, United Kingdom**

J.E. Cole, P.R. Hobson, A. Khan, P. Kyberd, D. Leggat, D. Leslie, I.D. Reid, P. Symonds, L. Teodorescu, M. Turner

**Baylor University, Waco, U.S.A.**

A. Borzou, K. Call, J. Dittmann, K. Hatakeyama, H. Liu, N. Pastika

**The University of Alabama, Tuscaloosa, U.S.A.**

O. Charaf, S.I. Cooper, C. Henderson, P. Rumerio

**Boston University, Boston, U.S.A.**

D. Arcaro, A. Avetisyan, T. Bose, C. Fantasia, D. Gastler, P. Lawson, D. Rankin, C. Richardson, J. Rohlf, J. St. John, L. Sulak, D. Zou

**Brown University, Providence, U.S.A.**

J. Alimena, E. Berry, S. Bhattacharya, D. Cutts, N. Dhir, A. Ferapontov, A. Garabedian, J. Hakala, U. Heintz, E. Laird, G. Landsberg, Z. Mao, M. Narain, S. Piperov, S. Sagir, R. Syarif

**University of California, Davis, Davis, U.S.A.**

R. Breedon, G. Breto, M. Calderon De La Barca Sanchez, S. Chauhan, M. Chertok, J. Conway, R. Conway, P.T. Cox, R. Erbacher, M. Gardner, W. Ko, R. Lander, M. Mulhearn, D. Pellett, J. Pilot, F. Ricci-Tam, S. Shalhout, J. Smith, M. Squires, D. Stolp, M. Tripathi, S. Wilbur, R. Yohay

**University of California, Los Angeles, U.S.A.**

R. Cousins, P. Everaerts, C. Farrell, J. Hauser, M. Ignatenko, D. Saltzberg, E. Takasugi, V. Valuev, M. Weber

**University of California, Riverside, Riverside, U.S.A.**

K. Burt, R. Clare, J. Ellison, J.W. Gary, G. Hanson, J. Heilman, M. Iova PANEVA, P. Jandir, E. Kennedy, F. Lacroix, O.R. Long, A. Luthra, M. Malberti, M. Olmedo Negrete, A. Shrinivas, H. Wei, S. Wimpenny, B. R. Yates

**University of California, San Diego, La Jolla, U.S.A.**

J.G. Branson, G.B. Cerati, S. Cittolin, R.T. D'Agnolo, M. Derdzinski, A. Holzner, R. Kelley, D. Klein, J. Letts, I. Macneill, D. Olivito, S. Padhi, M. Pieri, M. Sani, V. Sharma, S. Simon, M. Tadel, A. Vartak, S. Wasserbaech<sup>62</sup>, C. Welke, F. Würthwein, A. Yagil, G. Zevi Della Porta

**University of California, Santa Barbara, Santa Barbara, U.S.A.**

J. Bradmiller-Feld, C. Campagnari, A. Dishaw, V. Dutta, K. Flowers, M. Franco Sevilla, P. Geffert, C. George, F. Golf, L. Gouskos, J. Gran, J. Incandela, N. Mccoll, S.D. Mullin, J. Richman, D. Stuart, I. Suarez, C. West, J. Yoo

**California Institute of Technology, Pasadena, U.S.A.**

D. Anderson, A. Apresyan, A. Bornheim, J. Bunn, Y. Chen, J. Duarte, A. Mott, H.B. Newman, C. Pena, M. Pierini, M. Spiropulu, J.R. Vlimant, S. Xie, R.Y. Zhu

**Carnegie Mellon University, Pittsburgh, U.S.A.**

M.B. Andrews, V. Azzolini, A. Calamba, B. Carlson, T. Ferguson, M. Paulini, J. Russ, M. Sun, H. Vogel, I. Vorobiev

**University of Colorado Boulder, Boulder, U.S.A.**

J.P. Cumalat, W.T. Ford, A. Gaz, F. Jensen, A. Johnson, M. Krohn, T. Mulholland, U. Nauenberg, K. Stenson, S.R. Wagner

**Cornell University, Ithaca, U.S.A.**

J. Alexander, A. Chatterjee, J. Chaves, J. Chu, S. Dittmer, N. Eggert, N. Mirman, G. Nicolas Kaufman, J.R. Patterson, A. Rinkevicius, A. Ryd, L. Skinnari, L. Soffi, W. Sun, S.M. Tan, W.D. Teo, J. Thom, J. Thompson, J. Tucker, Y. Weng, P. Wittich



**Fermi National Accelerator Laboratory, Batavia, U.S.A.**

S. Abdullin, M. Albrow, G. Apollinari, S. Banerjee, L.A.T. Bauerdick, A. Beretvas, J. Berryhill, P.C. Bhat, G. Bolla, K. Burkett, J.N. Butler, H.W.K. Cheung, F. Chlebana, S. Cihangir, V.D. Elvira, I. Fisk, J. Freeman, E. Gottschalk, L. Gray, D. Green, S. Grünendahl, O. Gutsche, J. Hanlon, D. Hare, R.M. Harris, S. Hasegawa, J. Hirschauer, Z. Hu, B. Jayatilaka, S. Jindariani, M. Johnson, U. Joshi, A.W. Jung, B. Klima, B. Kreis, S. Kwan<sup>†</sup>, S. Lammel, J. Linacre, D. Lincoln, R. Lipton, T. Liu, R. Lopes De Sá, J. Lykken, K. Maeshima, J.M. Marraffino, V.I. Martinez Outschoorn, S. Maruyama, D. Mason, P. McBride, P. Merkel, K. Mishra, S. Mrenna, S. Nahn, C. Newman-Holmes, V. O'Dell, K. Pedro, O. Prokofyev, G. Rakness, E. Sexton-Kennedy, A. Soha, W.J. Spalding, L. Spiegel, N. Strobbe, L. Taylor, S. Tkaczyk, N.V. Tran, L. Uplegger, E.W. Vaandering, C. Vernieri, M. Verzocchi, R. Vidal, H.A. Weber, A. Whitbeck, F. Yang

**University of Florida, Gainesville, U.S.A.**

D. Acosta, P. Avery, P. Bortignon, D. Bourilkov, A. Carnes, M. Carver, D. Curry, S. Das, R.D. Field, I.K. Furic, S.V. Gleyzer, J. Hugon, J. Konigsberg, A. Korytov, J.F. Low, P. Ma, K. Matchev, H. Mei, P. Milenovic<sup>63</sup>, G. Mitselmakher, D. Rank, R. Rossin, L. Shchutska, M. Snowball, D. Sperka, N. Terentyev, L. Thomas, J. Wang, S. Wang, J. Yelton

**Florida International University, Miami, U.S.A.**

S. Hewamanage, S. Linn, P. Markowitz, G. Martinez, J.L. Rodriguez

**Florida State University, Tallahassee, U.S.A.**

A. Ackert, J.R. Adams, T. Adams, A. Askew, S. Bein, J. Bochenek, B. Diamond, J. Haas, S. Hagopian, V. Hagopian, K.F. Johnson, A. Khatiwada, H. Prosper, M. Weinberg

**Florida Institute of Technology, Melbourne, U.S.A.**

M.M. Baarmand, V. Bhopatkar, S. Colafranceschi<sup>64</sup>, M. Hohlmann, H. Kalakhety, D. Noonan, T. Roy, F. Yumiceva

**University of Illinois at Chicago (UIC), Chicago, U.S.A.**

M.R. Adams, L. Apanasevich, D. Berry, R.R. Betts, I. Bucinskaite, R. Cavanaugh, O. Evdokimov, L. Gauthier, C.E. Gerber, D.J. Hofman, P. Kurt, C. O'Brien, I.D. Sandoval Gonzalez, C. Silkworth, P. Turner, N. Varelas, Z. Wu, M. Zakaria

**The University of Iowa, Iowa City, U.S.A.**

B. Bilki<sup>65</sup>, W. Clarida, K. Dilsiz, S. Durgut, R.P. Gandrajula, M. Haytmyradov, V. Khristenko, J.-P. Merlo, H. Mermerkaya<sup>66</sup>, A. Mestvirishvili, A. Moeller, J. Nachtman, H. Ogul, Y. Onel, F. Ozok<sup>56</sup>, A. Penzo, C. Snyder, E. Tiras, J. Wetzel, K. Yi

**Johns Hopkins University, Baltimore, U.S.A.**

I. Anderson, B.A. Barnett, B. Blumenfeld, N. Eminizer, D. Fehling, L. Feng, A.V. Gritsan, P. Maksimovic, C. Martin, M. Osherson, J. Roskes, A. Sady, U. Sarica, M. Swartz, M. Xiao, Y. Xin, C. You

**The University of Kansas, Lawrence, U.S.A.**

P. Baringer, A. Bean, G. Benelli, C. Bruner, R.P. Kenny III, D. Majumder, M. Malek, M. Murray, S. Sanders, R. Stringer, Q. Wang

**Kansas State University, Manhattan, U.S.A.**

A. Ivanov, K. Kaadze, S. Khalil, M. Makouski, Y. Maravin, A. Mohammadi, L.K. Saini, N. Skhirtladze, S. Toda

**Lawrence Livermore National Laboratory, Livermore, U.S.A.**

D. Lange, F. Rebassoo, D. Wright

**University of Maryland, College Park, U.S.A.**

C. Anelli, A. Baden, O. Baron, A. Belloni, B. Calvert, S.C. Eno, C. Ferraioli, J.A. Gomez, N.J. Hadley, S. Jabeen, R.G. Kellogg, T. Kolberg, J. Kunkle, Y. Lu, A.C. Mignerey, Y.H. Shin, A. Skuja, M.B. Tonjes, S.C. Tonwar

**Massachusetts Institute of Technology, Cambridge, U.S.A.**

A. Apyan, R. Barbieri, A. Baty, K. Bierwagen, S. Brandt, W. Busza, I.A. Cali, Z. Demiragli, L. Di Matteo, G. Gomez Ceballos, M. Goncharov, D. Gulhan, Y. Iiyama, G.M. Innocenti, M. Klute, D. Kovalskyi, Y.S. Lai, Y.-J. Lee, A. Levin, P.D. Luckey, A.C. Marini, C. McGinn, C. Mironov, S. Narayanan, X. Niu, C. Paus, D. Ralph, C. Roland, G. Roland, J. Salfeld-Nebgen, G.S.F. Stephans, K. Sumorok, M. Varma, D. Velicanu, J. Veverka, J. Wang, T.W. Wang, B. Wyslouch, M. Yang, V. Zhukova

**University of Minnesota, Minneapolis, U.S.A.**

B. Dahmes, A. Evans, A. Finkel, A. Gude, P. Hansen, S. Kalafut, S.C. Kao, K. Klapoetke, Y. Kubota, Z. Lesko, J. Mans, S. Nourbakhsh, N. Ruckstuhl, R. Rusack, N. Tambe, J. Turkewitz

**University of Mississippi, Oxford, U.S.A.**

J.G. Acosta, S. Oliveros

**University of Nebraska-Lincoln, Lincoln, U.S.A.**

E. Avdeeva, K. Bloom, S. Bose, D.R. Claes, A. Dominguez, C. Fangmeier, R. Gonzalez Suarez, R. Kamalieddin, J. Keller, D. Knowlton, I. Kravchenko, F. Meier, J. Monroy, F. Ratnikov, J.E. Siado, G.R. Snow

**State University of New York at Buffalo, Buffalo, U.S.A.**

M. Alyari, J. Dolen, J. George, A. Godshalk, C. Harrington, I. Iashvili, J. Kaisen, A. Kharchilava, A. Kumar, S. Rappoccio, B. Roobahani

**Northeastern University, Boston, U.S.A.**

G. Alverson, E. Barberis, D. Baumgartel, M. Chasco, A. Hortiangtham, A. Massironi, D.M. Morse, D. Nash, T. Orimoto, R. Teixeira De Lima, D. Trocino, R.-J. Wang, D. Wood, J. Zhang

**Northwestern University, Evanston, U.S.A.**

K.A. Hahn, A. Kubik, N. Mucia, N. Odell, B. Pollack, A. Pozdnyakov, M. Schmitt, S. Stoynev, K. Sung, M. Trovato, M. Velasco

**University of Notre Dame, Notre Dame, U.S.A.**

A. Brinkerhoff, N. Dev, M. Hildreth, C. Jessop, D.J. Karmgard, N. Kellams, K. Lannon, N. Marinelli, F. Meng, C. Mueller, Y. Musienko<sup>36</sup>, M. Planer, A. Reinsvold, R. Ruchti, G. Smith, S. Taroni, N. Valls, M. Wayne, M. Wolf, A. Woodard

**The Ohio State University, Columbus, U.S.A.**

L. Antonelli, J. Brinson, B. Bylsma, L.S. Durkin, S. Flowers, A. Hart, C. Hill, R. Hughes, W. Ji, K. Kotov, T.Y. Ling, B. Liu, W. Luo, D. Puigh, M. Rodenburg, B.L. Winer, H.W. Wulsin

**Princeton University, Princeton, U.S.A.**

O. Driga, P. Elmer, J. Hardenbrook, P. Hebda, S.A. Koay, P. Lujan, D. Marlow, T. Medvedeva, M. Mooney, J. Olsen, C. Palmer, P. Piroué, H. Saka, D. Stickland, C. Tully, A. Zuranski

**University of Puerto Rico, Mayaguez, U.S.A.**

S. Malik

**Purdue University, West Lafayette, U.S.A.**

V.E. Barnes, D. Benedetti, D. Bortoletto, L. Gutay, M.K. Jha, M. Jones, K. Jung, D.H. Miller, N. Neumeister, B.C. Radburn-Smith, X. Shi, I. Shipsey, D. Silvers, J. Sun, A. Svyatkovskiy, F. Wang, W. Xie, L. Xu

**Purdue University Calumet, Hammond, U.S.A.**

N. Parashar, J. Stupak

**Rice University, Houston, U.S.A.**

A. Adair, B. Akgun, Z. Chen, K.M. Ecklund, F.J.M. Geurts, M. Guilbaud, W. Li, B. Michlin, M. Northup, B.P. Padley, R. Redjimi, J. Roberts, J. Rorie, Z. Tu, J. Zabel

**University of Rochester, Rochester, U.S.A.**

B. Betchart, A. Bodek, P. de Barbaro, R. Demina, Y. Eshaq, T. Ferbel, M. Galanti, A. Garcia-Bellido, J. Han, A. Harel, O. Hindrichs, A. Khukhunaishvili, G. Petrillo, P. Tan, M. Verzetti

**Rutgers, The State University of New Jersey, Piscataway, U.S.A.**

S. Arora, A. Barker, J.P. Chou, C. Contreras-Campana, E. Contreras-Campana, D. Ferencek, Y. Gershtein, R. Gray, E. Halkiadakis, D. Hidas, E. Hughes, S. Kaplan, R. Kunnawalkam Elayavalli, A. Lath, K. Nash, S. Panwalkar, M. Park, S. Salur, S. Schnetzer, D. Sheffield, S. Somalwar, R. Stone, S. Thomas, P. Thomassen, M. Walker

**University of Tennessee, Knoxville, U.S.A.**

M. Foerster, G. Riley, K. Rose, S. Spanier, A. York

**Texas A&M University, College Station, U.S.A.**

O. Bouhali<sup>67</sup>, A. Castaneda Hernandez<sup>67</sup>, A. Celik, M. Dalchenko, M. De Mattia, A. Delgado, S. Dildick, R. Eusebi, J. Gilmore, T. Huang, T. Kamon<sup>68</sup>, V. Krutelyov, R. Mueller, I. Osipenkov, Y. Pakhotin, R. Patel, A. Perloff, A. Rose, A. Safonov, A. Tatarinov, K.A. Ulmer<sup>2</sup>

**Texas Tech University, Lubbock, U.S.A.**

N. Akchurin, C. Cowden, J. Damgov, C. Dragoiu, P.R. Duerdo, J. Faulkner, S. Kunori, K. Lamichhane, S.W. Lee, T. Libeiro, S. Undleeb, I. Volobouev

**Vanderbilt University, Nashville, U.S.A.**

E. Appelt, A.G. Delannoy, S. Greene, A. Gurrola, R. Janjam, W. Johns, C. Maguire, Y. Mao, A. Melo, H. Ni, P. Sheldon, B. Snook, S. Tuo, J. Velkovska, Q. Xu

**University of Virginia, Charlottesville, U.S.A.**

M.W. Arenton, B. Cox, B. Francis, J. Goodell, R. Hirosky, A. Ledovskoy, H. Li, C. Lin, C. Neu, T. Sinthuprasith, X. Sun, Y. Wang, E. Wolfe, J. Wood, F. Xia

**Wayne State University, Detroit, U.S.A.**

C. Clarke, R. Harr, P.E. Karchin, C. Kottachchi Kankanamge Don, P. Lamichhane, J. Sturdy

**University of Wisconsin - Madison, Madison, WI, U.S.A.**

D.A. Belknap, D. Carlsmith, M. Cepeda, S. Dasu, L. Dodd, S. Duric, B. Gomber, M. Grothe, R. Hall-Wilton, M. Herndon, A. Hervé, P. Klabbbers, A. Lanaro, A. Levine, K. Long, R. Loveless, A. Mohapatra, I. Ojalvo, T. Perry, G.A. Pierro, G. Polese, T. Ruggles, T. Sarangi, A. Savin, A. Sharma, N. Smith, W.H. Smith, D. Taylor, N. Woods

†: Deceased

- 1: Also at Vienna University of Technology, Vienna, Austria
- 2: Also at CERN, European Organization for Nuclear Research, Geneva, Switzerland
- 3: Also at State Key Laboratory of Nuclear Physics and Technology, Peking University, Beijing, China
- 4: Also at Institut Pluridisciplinaire Hubert Curien, Université de Strasbourg, Université de Haute Alsace Mulhouse, CNRS/IN2P3, Strasbourg, France
- 5: Also at National Institute of Chemical Physics and Biophysics, Tallinn, Estonia
- 6: Also at Skobel'syn Institute of Nuclear Physics, Lomonosov Moscow State University, Moscow, Russia
- 7: Also at Universidade Estadual de Campinas, Campinas, Brazil
- 8: Also at Centre National de la Recherche Scientifique (CNRS) - IN2P3, Paris, France
- 9: Also at Laboratoire Leprince-Ringuet, Ecole Polytechnique, IN2P3-CNRS, Palaiseau, France
- 10: Also at Joint Institute for Nuclear Research, Dubna, Russia
- 11: Also at Ain Shams University, Cairo, Egypt
- 12: Also at Zewail City of Science and Technology, Zewail, Egypt
- 13: Also at British University in Egypt, Cairo, Egypt
- 14: Also at Université de Haute Alsace, Mulhouse, France
- 15: Also at Tbilisi State University, Tbilisi, Georgia
- 16: Also at RWTH Aachen University, III. Physikalisches Institut A, Aachen, Germany
- 17: Also at Indian Institute of Science Education and Research, Bhopal, India
- 18: Also at University of Hamburg, Hamburg, Germany
- 19: Also at Brandenburg University of Technology, Cottbus, Germany
- 20: Also at Institute of Nuclear Research ATOMKI, Debrecen, Hungary
- 21: Also at Eötvös Loránd University, Budapest, Hungary

- 22: Also at University of Debrecen, Debrecen, Hungary
- 23: Also at Wigner Research Centre for Physics, Budapest, Hungary
- 24: Also at University of Visva-Bharati, Santiniketan, India
- 25: Now at King Abdulaziz University, Jeddah, Saudi Arabia
- 26: Also at University of Ruhuna, Matara, Sri Lanka
- 27: Also at Isfahan University of Technology, Isfahan, Iran
- 28: Also at University of Tehran, Department of Engineering Science, Tehran, Iran
- 29: Also at Plasma Physics Research Center, Science and Research Branch, Islamic Azad University, Tehran, Iran
- 30: Also at Università degli Studi di Siena, Siena, Italy
- 31: Also at Purdue University, West Lafayette, U.S.A.
- 32: Also at International Islamic University of Malaysia, Kuala Lumpur, Malaysia
- 33: Also at Malaysian Nuclear Agency, MOSTI, Kajang, Malaysia
- 34: Also at Consejo Nacional de Ciencia y Tecnología, Mexico city, Mexico
- 35: Also at Warsaw University of Technology, Institute of Electronic Systems, Warsaw, Poland
- 36: Also at Institute for Nuclear Research, Moscow, Russia
- 37: Now at National Research Nuclear University 'Moscow Engineering Physics Institute' (MEPhI), Moscow, Russia
- 38: Also at St. Petersburg State Polytechnical University, St. Petersburg, Russia
- 39: Also at California Institute of Technology, Pasadena, U.S.A.
- 40: Also at Faculty of Physics, University of Belgrade, Belgrade, Serbia
- 41: Also at INFN Sezione di Roma; Università di Roma, Roma, Italy
- 42: Also at National Technical University of Athens, Athens, Greece
- 43: Also at Scuola Normale e Sezione dell'INFN, Pisa, Italy
- 44: Also at National and Kapodistrian University of Athens, Athens, Greece
- 45: Also at Institute for Theoretical and Experimental Physics, Moscow, Russia
- 46: Also at Albert Einstein Center for Fundamental Physics, Bern, Switzerland
- 47: Also at Gaziosmanpasa University, Tokat, Turkey
- 48: Also at Mersin University, Mersin, Turkey
- 49: Also at Cag University, Mersin, Turkey
- 50: Also at Piri Reis University, Istanbul, Turkey
- 51: Also at Adiyaman University, Adiyaman, Turkey
- 52: Also at Ozyegin University, Istanbul, Turkey
- 53: Also at Izmir Institute of Technology, Izmir, Turkey
- 54: Also at Marmara University, Istanbul, Turkey
- 55: Also at Kafkas University, Kars, Turkey
- 56: Also at Mimar Sinan University, Istanbul, Istanbul, Turkey
- 57: Also at Yildiz Technical University, Istanbul, Turkey
- 58: Also at Hacettepe University, Ankara, Turkey
- 59: Also at Rutherford Appleton Laboratory, Didcot, United Kingdom
- 60: Also at School of Physics and Astronomy, University of Southampton, Southampton, United Kingdom
- 61: Also at Instituto de Astrofísica de Canarias, La Laguna, Spain
- 62: Also at Utah Valley University, Orem, U.S.A.
- 63: Also at University of Belgrade, Faculty of Physics and Vinca Institute of Nuclear Sciences, Belgrade, Serbia
- 64: Also at Facoltà Ingegneria, Università di Roma, Roma, Italy
- 65: Also at Argonne National Laboratory, Argonne, U.S.A.

66: Also at Erzincan University, Erzincan, Turkey

67: Also at Texas A&M University at Qatar, Doha, Qatar

68: Also at Kyungpook National University, Daegu, Korea